



**25<sup>th</sup>** **ANNUAL**  
**REPORT**  
2022 - 2023

Your Trusted Partner for Complete

# Clinical Research Solutions



## TABLE OF CONTENTS

**We assure Quality, Integrity and Safety at every step with Values**

### VALUES

Quality, Team work, Accountability, Innovation, Initiative and Integrity

### MISSION

To deliver value added, reliable and cost effective services to our customers

### VISION

To be an integrated CRO with global distinction aiming for long-term partnership with our customers based on shared beliefs and goals for synergistic growth

### QUALITY POLICY

To ensure our services adhere to the highest standards which are at par with global quality standards and setting new global benchmarks

Board of Directors	1
Message	5
About JSTL	7
About Nayas Labs	11
Notice of AGM	15
Directors' Report	28
Corporate Governance	43
Auditor's Report	93
Financials for FY 2022-23	102

# BOARD

OF DIRECTORS



**SSR Koteswara Rao**  
Chairman - Independent Director



**Jeevan Krishna Kuchipudi**  
Executive Director & CFO



**Y. Nageswara Rao**  
Executive Director



**Ravi Babu Thammareddy**  
Non-Executive Director



**Krishna Kishore Kuchipudi**  
Vice Chairman & Managing Director



**Bhanu Prakash Gali**  
Independent Director



**Dr. G. Venkata Subbarao**  
Independent Director



**B. Suryaprakasa Rao**  
Independent Director



**Snigdha Mothukuri**  
CEO & Executive Director



**Divakar Atluri**  
Independent Director



**SSR Koteswara Rao**

Chairman - Independent Director DIN: 00964290

He is a Member of the Institute of Chartered Accountants of India and the Senior Partner of Brahmayya & Co., Chartered Accountants. He was Regional Council Member of SIRC of ICAI during 1985-1992 and was its Chairman during 1990-1992. He was the President of Federation of Andhra Pradesh Chamber of Commerce & Industry, director of Andhra Pradesh State Financial Corporation and member of Tirumala Tirupati Devasthanams Trust Board. He is presently a Director in Sanzyme Ltd., Kakatiya Textiles Ltd., Deccan Auto Ltd., Tera Software Limited and Corona Bus Manufactures Pvt. Ltd., and Treasurer in Vignana Jyothi - a non-profitable organisation working in field of education.

**Snigdha Mothukuri**

CEO &amp; Executive Director DIN: 08934860

Ms. Snigdha Mothukuri is an enthusiastic honors graduate from the finest educational institutions across the globe. She pursued two master's degrees, one in the field of Management Science from a leading Ivy Leagues School - Columbia University in New York and the other in the field of Technology from the prestigious Indian Institute of Technology (IIT) Madras. She completed her Bachelor of Technology from IIT Madras.

During her tenure with JSTL she played a key role in the overall organizational growth including Strategy Deployment, Operations & Project Management.

Prior to JSTL, she worked with reputed organizations like Lansum Estates LLP (India), Louis Vuitton (USA), Fresh Direct (USA), University of British Columbia (Canada) and Aarvee Associates (India).

**Y. Nageswara Rao**

Executive Director DIN: 00293474

Nageswara Rao is an experienced professional in the areas of Management, Operations, Finance Marketing and Administration. Currently a Director of Sri Surya Wheels Private Limited, he has an overall experience of over 30 years successfully managing multiple organisations - Sri Surya Automobiles, Sri Surya Transport Corporation, Sri Surya Wheels Private Limited, Sri Surya Electronics and Home Appliances. He has gained multiple awards in the field of marketing and has rich experience in managing multiple teams across various levels and locations.

**Krishna Kishore Kuchipudi**

Vice Chairman &amp; Managing Director DIN: 00876539

Mr. Kishore, a Postgraduate from Andhra University, he is the Chief architect of Jeevan Mitra Chit Fund Private Limited. Under his aegis and stewardship as Chairman and Managing Director, the Company has grown impressively in size and stature to become a leading chit fund concern in the State of Andhra Pradesh.

**Jeevan Krishna Kuchipudi**

Executive Director DIN: 08207809

Mr. Jeevan is a passionate entrepreneur with diverse global experience, exceptionally in Healthcare, Pharma, Information Technology (IT) and Finance. Currently serving as the Executive Director of JSTL, Jeevan leads the organisation in the strategic execution and is the key member in the growth of the organization.

Prior to JSTL, he was the CEO & Executive Director of Enhops Solutions Private Limited & Enhops Inc wherein he played a major role in building Enhops, an independent software testing services organization.

Jeevan holds an MBA in Finance from San Diego State University. He embraced progressive skills in various segments which include Software Development, Quality Assurance, Financial Analysis, Business Analysis, Strategy Planning and Project Management. He played active roles in finance, credit, insurance, technology and healthcare domains while working for giants like Core Logic Credco, Boingo Wireless, Humana, Tata Consultancy Services and Jeevan Softech Limited.

**Bhanu Prakash Gali**

Independent Director DIN: 00375298

Mr. Bhanu Prakash completed his MBA and MS from University of Bridgeport, USA and the Managing Director of Bhanu Prakash Power Projects Pvt. Limited. He is also the founder and Managing Partner of Jai Ganesh Constructions, an infrastructure development company with projects under execution in Irrigation and Public Health sectors. Mr. Bhanu Prakash brings a wealth of experience in domestic and international strategic development, operations, marketing, sales, distribution and general management.

**Ravi Babu Thammareddy**

Non-Executive Director DIN: 01274099

Mr. Ravi Babu completed his MBA Degree from Symbiosis Institute of Management, Pune, he has over 14 years of experience in freelancing, advertising and consulting computer graphics and also worked as Director of Cinematography in Indian Broadcasting Company at New York for 4 years. His exposure includes – Advanced Cinematography Film in Television Workshops, Rockport Main, USA and Advanced Online Editing Systems Management from Sony Institute of Applied Video Technology, San Jose, California, USA.

**B. Suryaprakasa Rao**

Independent Director DIN: 08089189

B. Suryaprakasa Rao is Chartered Accountant by profession. He is a partner in M/s. Pundarikashyam and Associates. Expertise in specific functional areas specialize in Audit, Accounts, and Finance and in Banking, Tax Planning, Stock Audit, Credit Audit and Concurrent Audit of Banks.

**Divakar Atluri**


Independent Director

Mr. Divakar Atluri, Chartered Accountant, Commerce Graduate is a fellow member of the Institute of Chartered Accountants of India (ICAI) having experience of 39 years in the field of Auditing, Taxation and Other Laws, Fund Management, Corporate Laws and Others.

**Dr. G. Venkata Subbarao**

Independent Director DIN: 01900749

*Dr. G. Venkata Subbarao is Founder Director of Spansules Pharma Group. A Technocrat with 3 Decades of Techno-commercial experience in Pharmaceutical Sciences and Technology, working with several leading pharmaceutical companies in India and Abroad. He has expertise in Research and Development of complex generics products from lab scale to commercial scale. He has experience in Designing and execution of specialty projects for pharmaceutical Industry. With his Business Development acumen and experience of more than 30 years he is responsible for the Vision and growth strategy of Spansules Pharma Group Companies.*





# Message

To our shareholders, customers and colleagues

The FY 2022-23 has been an eventful year for Jeevan Scientific Technology Limited, we concluded it successfully and emerged stronger. We would like to thank all our shareholders, customers, employees, vendors, board members and other stakeholders for their continued support and trust in JSTL.

*The initiatives we take in present are critical to protect our business and ensure future success. Fit for Growth model and De-risking approach are a few of the strategies adapted by us which offer a clear path to emerging stronger in the new normal.*

JSTL continues to stand strong for its **quality, values and culture**, which govern our business strategy in turn. We are **confident** and excited about the path we are on and are passionately moulding our capabilities to achieve **greater success**.



## ABOUT US

Jeevan Scientific is an Independent Clinical Contract Research Organization, offering reliable, cost-effective and technology-driven clinical research solutions to various Clients across the globe.

### Highlights & Milestones of JSTL

- 1999** Incorporated as Jeevan Softech Pvt. Ltd.
- 2001** Became a public limited company
- 2011** Started Medical Writing Services
- 2014** Expanded to full CRO with a portfolio of BA/BE, PV and CT services;
- 2014** Listed in Bombay Stock Exchange (BSE)
- 2015** Bioanalytical facility approved by CDSCO
- 2016** Clinical Facility Approved by CDSCO
- 2017** Successfully completed first USFDA inspection of our Bioanalytical facility
- 2018** Successfully completed first USFDA inspection of our Clinical facility
- 2019** Successfully completed first WHO inspection of both our facilities
- 2020** Successfully completed first Phase I study (Glucose clamp technique) and established large molecule bioanalysis capabilities
- 2021** Received NABL accreditation to our Clinical path lab
- 2021** Successfully completed first patient based BA/BE clinical study and initiated first Phase III clinical trial
- 2021** Successfully completed first UK MHRA inspection of both our facilities
- 2023** Current scoreboard: Successfully closed 16 regulatory audits including USFDA (7), WHO (2), UKMHRA (1), CDSCO (4) and NABL (2); Conducted about 600 Clinical studies

## CLINICAL TRIAL SERVICES

We specialize in the conduct of Clinical Trials through excellence in strategic developmental planning, management, execution and analysis of clinical trial ranging from small to complex studies.

We are an integrated CRO always aiming for long term partnership and collaboration with Pharmaceutical, Biotechnology & Medical Device Industries. We strive for becoming integrated clinical development partner.

- **Patient PK trials**
- **Pharmacodynamic endpoint studies**
- **Early & late phase clinical trials**
- **Postmarketing surveillance studies**
- **Investigator initiated and real world evidence studies**
- **Clinical Trials Support for Complex Generics & Biosimilars**

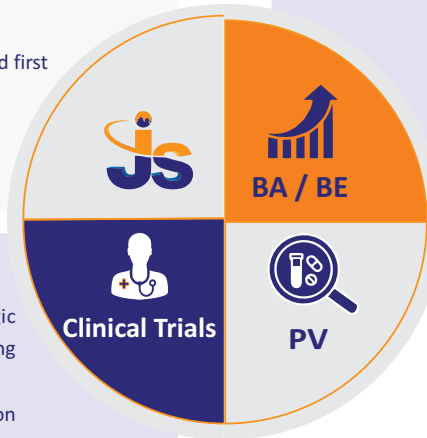
## BIOAVAILABILITY & BIOEQUIVALENCE SERVICES

### Bioanalytical

- MD/MV and subject sample analysis
- Statistical Analysis and Data Management
- SAS and WinNonlin
- CDISC
- Experience in developing the bioanalytical methods for NCE molecule

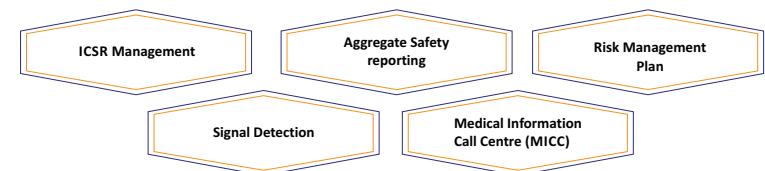
### Clinical

- Healthy and Patient based BA/BE studies
- Food effect, Age Effect, Gender effect studies
- Studies in both male and female subjects (Pre and Post menopausal women)
- PK/PD end point studies
- Single ascending dose (SAD) and Multiple ascending dose (MAD) studies
- 505(b)2 studies
- Clinical study execution on niche formulations



## PHARMACOVIGILANCE SERVICES

- JSTL offers end to end PV solutions across the globe including data migration, setup and maintenance of PV activities, database management, literature search services and regulatory inspection/audit support.
- As a strategic partner, JSTL offers PV solutions to ensure regulatory compliance.
- JSTL works on partnership model/form an alliances to reduce client's overheads, infrastructure & operational cost.
- JSTL PV services are provided by medical and pharma professionals from rich pharma domain knowledge.









## BIOAVAILABILITY & BIOEQUIVALENCE SERVICES











BA/BE studies are one of our Key services, we offer end-to-end solutions in this arena. Our cross-functional team has extensive experience in executing and managing Bioequivalence studies covering various therapeutic areas and complex studies.



-  Independent Facility spread over 20,000 Sq.ft.
-  Qualified Scientists for analysis of molecules
-  10 LC-MS/MS
-  Temperature Monitoring System (21 CFR compliant data logger)
-  cold walk-in chamber & Freezers -70°C, -20°C
-  Facility was inspected by USFDA, MHRA, WHO & CDSCO



## CLINICAL PHARMACOLOGY UNIT



-  Independent Facility Spread over 20,000 sq.ft.
-  NABL Accredited in house clinical path lab
-  Facility was inspected by USFDA, MHRA, WHO & CDSCO
-  132 BEDS spread over 4 wards
-  Automated volunteer management process
-  Pharmacy Walk-in chamber
-  Dedicated ambulance & Tie up with tertiary care hospitals
-  Glucose clamp Phase I unit (4+4 beds), 3 YSI glucose analyzers
-  Biomedical Freezers -70°C and -25°C
-  2 Special Care Units 3 Beds each



## CLINICAL TRIAL SERVICES

We are committed to data quality, timely delivery on budget and always ensure trial subject rights, safety and data integrity

Our Clinical Trial Operations team has got vast experience in conducting Phase I to Phase IV clinical trials of diversified therapeutic areas across the globe. Fast turn around time in completion of patient recruitment and subsequent final clinical study report is the major advantage when working with JSTL, which will ease the process of market entry of new drugs or generic drugs for its clientele.



## PHARMACOVIGILANCE SERVICES

JSTL Pharmacovigilance services include handling ICSRs (Clinical Trial, Literature, Post Marketing, Health Authority, License Partner and other), Literature screening and all aggregate reports such as PADER/ PSUR/ PBRER, Signal Detection activity (SD), Risk Management Plan, Pharmacovigilance System Master File (PSMF) globally for all regulatory agencies.

JSTL has a fully established Medical Information Call Centre (MICC) service line with automated databases such as Ozonetel and Aavaz which help in providing 24x7 call center services to all our clients across the globe.



*"Our commitment towards Quality helps in ensuring timely service deliverables with 100% regulatory compliance"*



Nayas Laboratories Private Limited is a Subsidiary Company of  
Jeevan Scientific Technology Limited

[www.nayaslabs.com](http://www.nayaslabs.com)



#### Nayas Laboratories Private Limited

- India's First of a kind Contract Research Organization specializing in Advanced Drug Delivery Technology Platforms and In-house, Novel, Innovative, Patentable Biomedical Polymers
- One of the most promising Quality and Technology Driven Independent Formulation Research and Development Organization with primary focus on Drug Delivery Technology, Complex Generics, 505 (b)(2) & Para IV developments
- Fully equipped with state-of-the-art facilities and robust technologies to develop high quality niche formulations/ globally accepted dossiers of various dosage forms and high-end cutting-edge polymers.
- Conceptualization to Commercialization
- Offerings include:
  - o Novel & Patentable Biomedical Polymers
  - o Drug Delivery Technology Platforms
  - o Formulation & Analytical Development
  - o Quality and Regulatory Services



📍 5-35/178, Plot No. 26, Prashanthi Nagar, I.E. Kukatpally, Hyderabad - 500072, Telangana, India.

☎ +91 40 46144544

✉ [info@nayaslabs.com](mailto:info@nayaslabs.com)



**CORPORATE INFORMATION****BOARD OF DIRECTORS**

Mr. S. S. R. Koteswara Rao	- Chairman - Independent Director (DIN: 00964290)
Mr. K. Krishna Kishore	- Vice Chairman & Managing Director (DIN: 00876539)
Ms. Snigdha Mothukuri	- CEO and Whole-time Director (DIN: 08934860)
Mr. K. Jeevan Krishna	- CFO and Executive Director (DIN: 08207809)
Mr. Y. Nageswar Rao	- Whole-time Director (DIN: 00293474)
Mr. G. Bhanu Prakash	- Independent Director (DIN: 00375298)
Mr. G. Venkata Subba Rao	- Independent Director (DIN: 01900749)
Mr. B. Suryaprakasa Rao	- Independent Director (DIN: 08089189)
Mr. T. Ravi Babu	- Non-Executive Director (DIN: 01274099)
*Mr. K. Rama Krishna Prasad	- Non-Executive Director (DIN: 00754823)
**Mr. Divakar Atluri	- Non-Executive Director (DIN: 00033386)

\*Resigned w.e.f. 12.08.2023

\*\*Appointed w.e.f. 14.08.2023

**COMPANY SECRETARY**

Mrs. Sharvari Swapnil Shinde

**REGISTERED OFFICE**

Plot No. 1 & 2,  
Sai Krupa Enclave, Manikonda Jagir,  
Near Lanco Hills, Golconda Post,  
Hyderabad, Telangana -500008.  
Ph No 040-67364700.

**PHARMACOLOGY UNIT**

B-17, TIE, Phase II, Balanagar,  
Hyderabad, Telangana - 500037.  
Ph. No: 040-23721008

**STATUTORY AUDITORS**

M/s. Pavuluri & Co  
Chartered Accountants  
Plot No. 48, Flat No. 301,  
Sucasa, Phase - I, Kavuri Hills,  
Hyderabad - 500 033.

**INTERNAL AUDITORS**

M/s. KP & Associates  
Chartered Accountants  
Hyderabad

**BANKERS**

Karur Vysya Bank Ltd.  
Punjab National Bank.  
Union Bank of India.

**SECRETARIAL AUDITORS**

Ms. Aakanksha  
Practicing Company Secretary  
H. No. 11-1-439/301, 3rd Floor,  
Baba Residency, Sitaphalmandi,  
Secunderabad, Telangana – 500061

Committees up to 14.08.2023	Committees w.e.f. 14.08.2023
<b>AUDIT COMMITTEE</b>	<b>AUDIT COMMITTEE</b>
Mr. B. Suryaprakasa Rao - Chairman	Mr. B. Suryaprakasa Rao - Chairman
Mr. S.S.R. Koteswara Rao - Member	Mr. G. Bhanu Prakash - Member
Mr. G. Bhanu Prakash - Member	Dr. G. V. Subbarao - Member
Mr. K. Rama Krishna Prasad - Member	Mr. Divakar Atluri - Member
<b>NOMINATION &amp; REMUNERATION COMMITTEE</b>	<b>NOMINATION &amp; REMUNERATION COMMITTEE</b>
Mr. G. Venkata Subba Rao - Chairman	Mr. B. Suryaprakasa Rao - Chairman
Mr. S. S. R. Koteswara Rao - Member	Dr. G.V. Subbarao - Member
Mr. K. Rama Krishna Prasad - Member	Mr. Divakar Atluri - Member
Mr. B. Suryaprakasa Rao - Member	
<b>STAKEHOLDERS RELATIONSHIP COMMITTEE</b>	<b>STAKEHOLDERS RELATIONSHIP COMMITTEE</b>
Mr. G. Bhanu Prakash - Chairman	Mr. G. Bhanu Prakash - Chairman
Mr. S. S. R. Koteswara Rao - Member	Mr. B. Suryaprakasa Rao - Member
Mr. K. Krishna Kishore - Member	Mr. Krishna Kishore Kuchipudi - Member
Mr. K. Rama Krishna Prasad - Member	Mr. Divakar Atluri - Member
<b>RISK MANAGEMENT COMMITTEE</b>	<b>RISK MANAGEMENT COMMITTEE</b>
Mr. T. Ravi Babu - Chairperson	Mr. T. Ravi Babu - Chairman
Mr. S. S. R. Koteswara Rao - Member	Mr. K. Krishna Kishore - Member
Mr. K. Krishna Kishore - Member	Mr. G. Bhanu Prakash - Member
Mr. K. Rama Krishna Prasad - Member	Mr. B. Suryaprakasa Rao - Member
<b>CORPORATE SOCIAL RESPONSIBILITY COMMITTEE</b>	<b>CORPORATE SOCIAL RESPONSIBILITY COMMITTEE</b>
Mr. G. Venkata Subba Rao - Chairman	Mr. G. Venkata Subba Rao - Chairman
Mr. S. S. R. Koteswara Rao - Member	Mr. B. Suryaprakasa Rao - Member
Mr. K. Krishna Kishore - Member	Mr. Divakar Atluri - Member

**REGISTRAR & SHARE TRANSFER AGENTS**

M/s. CIL Securities Limited,  
214, Raghavaratna Towers,  
Chiragali Lane, Hyderabad -500001  
Phone Number: 91 - 040 – 69011111

**CORPORATE IDENTITY NUMBER**

L72200TG1999PLC031016

LISTED AT : BSE Limited

ISIN : INE237B01018

WEBSITE : www.jeevanscientific.com

INVESTOR E-MAIL ID : shareholders@jeevanscientific.com

**NOTICE**

Notice is hereby given that the 25th (twenty fifth) Annual General Meeting of the Shareholders of Jeevan Scientific Technology Limited will be held on Friday, the 29th day of September 2023 at 10.30 A.M. through video conferencing and other audio-visual means, to transact the following business:

**ORDINARY BUSINESS:**

- To receive, consider, approve and adopt the Standalone and Consolidated Audited Balance Sheet as at 31st March 2023, the Statement of Profit & Loss and Cash Flow Statement for the year ended on that date together with the Notes attached thereto, along with the Reports of Auditors and Directors thereon.
- To appoint a director in place of Mr. Jeevan Krishna Kuchipudi (DIN: 08207809) who retires by rotation and being eligible, offered himself for re-appointment. (Brief Profile: Annexure A to this Notice).
- To appoint a director in place of Mrs. Snigdha Mothukuri (DIN: 08934860) who retires by rotation and being eligible, offered herself for re-appointment. (Brief Profile: Annexure A to this Notice).

**SPECIAL BUSINESS:**

- RE-APPOINTMENT OF Mrs. SNIGDHA MOTHUKURI AS WHOLE- TIME DIRECTOR AND CHIEF EXECUTIVE OFFICER OF THE COMPANY. (Brief Profile: Annexure A to this Notice)**

To consider and if thought fit, to pass with or without modification(s), the following resolution, as a Special Resolution: -

“**RESOLVED THAT** pursuant to the provisions of Sections 196, 197, 203, 178 and Schedule V and other applicable provisions, if any, of the Companies Act, 2013 read with Companies (Appointment and Remuneration of Managerial Personnel) Rules, 2014 and SEBI (Listing Obligations and Disclosure Requirements) Regulations, 2015 and pursuant to the recommendation of the Nomination and Remuneration Committee and approval of the Board of Directors of the Company, the consent of the members of the Company be and is hereby accorded for the reappointment of Mrs. Snigdha Mothukuri as Whole- Time Director and Chief Executive Officer of the Company for a further term of 3 years w.e.f. 02.11.2023 on the same existing remuneration i.e., salary, perquisites and allowances as was approved earlier by the General Body meeting.”

“**RESOLVED FURTHER THAT** in the event of losses or inadequacy of profits in any financial year during her tenure, the Company shall pay to Mrs. Snigdha Mothukuri, the same remuneration by way of salary, perquisites and allowances, as minimum remuneration and in accordance with the limits specified under the Companies Act, 2013 read with Schedule V to the Companies Act 2013, or such other limit as may be prescribed by the Government of India from time to time.”

“**RESOLVED FURTHER THAT** the Board be and is hereby authorized to take all such steps as may be necessary, desirable, proper or expedient and file necessary e-forms with the Registrar of Companies, Telangana to give effect to this resolution.”

- APPOINTMENT OF MR. DIVAKAR ATLURI (DIN: 00033386) AS NON-EXECUTIVE DIRECTOR OF THE COMPANY.**

To consider and if thought fit, to pass with or without modification(s), the following resolution as Ordinary Resolution:

“**RESOLVED THAT** pursuant to the provisions of Section 152 and other applicable provisions, if any, of the Companies Act, 2013 (‘the Act’) read with the Companies (Appointment and Qualification of Directors) Rules, 2014 (‘the Rules’) including any statutory modification(s) or reenactment thereof and SEBI (Listing Obligations and Disclosure Requirements) Regulations, 2015, Mr. Divakar Atluri (DIN: 00033386) who was appointed by the Board of Directors as an Additional Director (category-Non- Executive) of the Company on the recommendation of Nomination and Remuneration Committee with effect from 14.08.2023 and who holds office up to the date of this Annual General Meeting in terms of Section 161 of the Act and Articles of Association of the Company and who is eligible for appointment as a Director, be and is hereby appointed as a Director (category-Non- Executive) of the Company and who shall be to retire by rotation.”

“**RESOLVED FURTHER THAT** the Board be and is hereby authorized to take all such steps as may be necessary, desirable, proper or expedient including filing of necessary e-forms with the Registrar of Companies, Telangana to give effect to this resolution.”

**For and on behalf of the Board of  
Jeevan Scientific Technology Limited**

**Sd/-  
K. Krishna Kishore  
Vice Chairman and Managing Director  
(DIN: 00876539)**

**Place: Hyderabad  
Date: 14.08.2023**

**EXPLANATORY STATEMENT**

[Pursuant to Section 102 of the Companies Act, 2013]

**ITEM NO.4: RE-APPOINTMENT OF MS. SNIGDHA MOTHUKURI AS WHOLE TIME DIRECTOR AND CHIEF EXECUTIVE OFFICER OF THE COMPANY.**

Pursuant to the provisions of Sections 196,197, 203 and 178 read with Schedule V and other applicable provisions, if any, of the Companies Act, 2013 and Rules framed thereunder, the applicable provisions of the SEBI (LODR) (including any statutory modification(s) or re-enactment thereof for the time being in force), Ms. Snigdha Mothukuri was appointed earlier as Whole- Time Director of the Company w.e.f., 02.11.2020 at the 23rd Annual General Meeting for a period of 3 (Three) consecutive years which ends on 01st November 2023.

Pursuant to the recommendation of the Nomination and Remuneration Committee, evolution of performance made by the Board earlier and approval of the Board of Directors in their respective meetings held on 14.08.2023 and pursuant to the provisions of Sections 196, 197, 203 and 178 read with Schedule V and any other applicable provisions, if any, of the Companies Act, 2013 and the Companies (Appointment and Qualification of Directors) Rules, 2014 and the applicable provisions of the SEBI (LODR) (including any statutory modification(s) or re-enactment thereof for the time being in force), the consent and approval of the Members of the Company by way special resolution is sought for re-appointment of Ms. Snigdha Mothukuri as Whole- Time Director and Chief Executive Officer of the Company for a further term of 3 (Three) consecutive years w.e.f. 02nd November 2023 to 01st November, 2026 at the same remuneration along with other perquisites and allowances.

Except Mrs. Snigdha Mothukuri, Whole- Time Director & CEO and Mr. Jeevan Krishna Kuchipudi, Executive Director & CFO and Mr. Krishna Kishore Kuchipudi, Vice Chairman and Managing Director being related to the Whole- Time Director and CEO, none of the other Directors and Key Managerial Personnel of the Company and their relatives is concerned or interested, directly or indirectly, financially or otherwise, in the resolution as set out at Item No. 4.

The Board of Directors recommends the passing of the above resolution as a Special Resolution as set out in the item no. 4 of the Notice.

Information in accordance with Schedule V of Companies Act, 2013

**I. GENERAL INFORMATION**

1	Nature of Industry: Clinical Research			
2	Date or expected date of commencement of commercial operations on 02.02.1999.			
3	In case of new companies, expected date of commencement of business activities as per project approved by financial institutions appearing in the prospects: Not Applicable			
4	Financial performance based on given indications			
	Particulars	2022-23 (Rs. in Lakhs)	2021-22 (Rs. in Lakhs)	2020-21 (Rs. in Lakhs)
	Turnover	3723.99	6246.47	4284.79
	Net profit after Tax	(308.90)	1247.33	1131.90
	Net Profit under Sec 198 of the Companies Act, 2013	(300.30)	1230.82	1221.10
5	Foreign investments or collaborations, if any: Not Applicable			

## II. INFORMATION ABOUT THE APPOINTEE

### I) Mrs. Snigdha Mothukuri:

1.	<p><b>Background Details:</b> Ms. Snigdha Mothukuri is a Hons. graduate from the finest educational institutions across the globe. She pursued two master's degrees, one in the field of Management Science from a leading Ivy Leagues School - Columbia University in New York, USA and the other in the field of Technology from the prestigious Indian Institute of Technology (IIT) Madras. She completed her Bachelor of Technology from IIT Madras.</p> <p>She was a part of reputed organizations like Lansum Estates LLP, Louis Vuitton, University of British Columbia, Aarvee Associates and Visakhapatnam Steel Plant. She worked with global teams in highly distributed environments and gained industry experience in various domains ranging from Civil Engineering, Transportation, Supply Chain to Operations and</p>
2.	<p><b>Past Remuneration:</b> Rs. 4,00,000 P.M. in capacity of Whole- Time Director and CEO w.e.f., 02.11.2020.</p>
3.	<p><b>Recognition or awards:</b> Not Applicable</p>
4.	<p><b>Job Profile and her suitability:</b> Based on her work experience and suitability it was proposed to re-appoint Mrs. Snigdha Mothukuri as Whole Time Director and CEO of the Company.</p>
5.	<p><b>Remuneration proposed:</b> There is no change in the present remuneration being drawn by Mrs. Snigdha Mothukuri, Whole- Time Director and CEO.</p>
6.	<p><b>Comparative remuneration profile with respect to industry, size of the company profile of the position and person (in case of expatriates the relevant details would be w.r.t. the country of his origin):</b> Taking into consideration of the size of the Company, the profile of Mrs. Snigdha Mothukuri and the responsibilities shouldered by her, the aforesaid remuneration package is comparable to the remuneration package paid to managerial personal prevailing in other companies.</p>
7.	<p><b>Pecuniary relationship directly or indirectly with the Company, or relationship with the managerial personnel, if any:</b> Besides the remuneration, she is holding 78,500 Equity Shares of Rs.10/- each of the Company (0.51% of the paid-up equity share capital).</p>

### III. OTHER INFORMATION:

1.	<p><b>Reasons for inadequate Profits:</b> The decrease in revenue occurred during the year (besides other external factors) is mainly due to unfavorable outcome of the USFDA inspection of JSTL during June 2022 (issue of 483 letter - though not restrictive in nature and do not hinder the smooth operations of facilities) and the corresponding procedural delay in its closure (received the closure letter / Establishment Inspection Report (EIR) during February 2023) which resulted in deferring of projects by some customers and resulted in loss during the year.</p>
2.	<p><b>Steps taken or proposed to be taken for improvement:</b> In terms of Quality compliance, there are no open items for the Company at this point from any of the regulatory authority including the most recent USFDA and WHO inspections which were concluded successfully. Further, the company is embracing 'Fit for Growth model' and 'De-risking approach' which offer a clear path to emerging stronger in the new normal, to plan and face any uncertain and unfavorable scenario(s) in the future. The Company is expanding its scope/presence to wider regulatory bodies, markets and sponsors, and necessary efforts are being made to increase the efficiencies as well which in turn will add to the growth of the business as well as the profitability.</p>
3.	<p><b>Expected increase in productivity and profit in measurable terms:</b> The Company continues to stand strong for its quality, capabilities, values and culture, which govern the business strategy in turn. The Company is committed to build the business volumes within and beyond budget and considering that the regulatory front of the company is positive and healthy, it is believed that financial position of the Company will improve considerably in the coming year(s).</p>

### ITEM NO.5: APPOINTMENT OF MR. DIVAKAR ATLURI (DIN: 00033386) AS NON-EXECUTIVE DIRECTOR OF THE COMPANY.

The Board of Directors in the meeting held on 14.08.2023, appointed Mr. Divakar Atluri as an Additional Director (Category: Non-Executive) of the Company with effect from 14.08.2023 who holds office upto the date of ensuing Annual General Meeting or the last date on which the annual general meeting should have been held, whichever is earlier pursuant to the provisions of Section 161(1) of the Companies Act, 2013 ('the Act') and the Articles of Association of the Company.

Pursuant to Regulation 17(1C) of SEBI LODR Regulations, the listed entity shall ensure that approval of shareholders for appointment or re-appointment of a person on the Board of Directors or as a manager is taken at the next general meeting or within a time period of three months from the date of appointment, whichever is earlier.

Mr. Divakar Atluri, Chartered Accountant, Commerce Graduate is a fellow member of the Institute of Chartered Accountants of India (ICAI) having experience of 39 years in the field of Auditing, Taxation and Other Laws, Fund Management, Corporate Laws and Others.

Accordingly, the Board of Directors recommends the passing of the above resolution as an Ordinary Resolution set out in the item no. 5 of the notice for appointment of Mr. Divakar Atluri as Non-Executive and Non-Independent Director of the Company.

Save and except Mr. Divakar Atluri, being an appointee, none of the other Directors/ Key Managerial Personnel and their relatives is in any way interested or concerned financially or otherwise, directly or indirectly, in the Resolution set out in the notice.

**ANNEXURE-A: ITEM. 2,3,4,5 OF THE NOTICE.**

Details of Directors seeking appointment and re-appointment at the forthcoming Annual General Meeting [Pursuant to Regulation 36(3) of the SEBI (Listing Obligation and Disclosure Requirement) Regulations, 2015 and Secretarial Standard 2 on General Meetings]

Name of the Director	Mr. Jeevan Krishna Kuchipudi	Mrs. Snigdha Mothukuri	Mr. Divakar Atluri
DIN	08207809	08934860	00033386
Date of Birth	15-05-1990	09-09-1992	28.05.1957
Date of first appointment	02/11/2020	02/11/2020	14.08.2023
Board Meetings attended during the year	6	6	NA
Brief Resume, Qualification and Experience	Mr. Jeevan Krishna Kuchipudi is a passionate leader and an enthusiastic honors business graduate with diverse global experience, exceptionally in IT, Operations and Finance. Formerly served as the CEO & Executive Director of Enhops. He pursued undergraduate program for engineering in Computer Science from VNR Vignana Jyothi Institute of Engineering & Technology and Masters in Business Administration (MBA) in Finance from San Diego State University, USA.	Mrs. Snigdha Mothukuri is honors graduate from the finest educational institutions across the globe in the field of Management Science from a leading Ivy Leagues School- Columbia University in New York, USA and the other is Bachelor of Technology in Civil Engineering from IIT Madras.  She was a part of reputed organizations like Lansum Estates LLP, Louis Vuitton, University of British Columbia, Aarvee Associates and Visakhapatnam Steel Plant. She worked with global teams in highly distributed environments and gained industry experience in various domains ranging from Civil Engineering, Transportation, Supply Chain to Operations and	Mr. Divakar Atluri, Chartered Accountant, Commerce Graduate is a fellow member of the Institute of Chartered Accountants of India (ICAI) having experience of 39 years in the field of Auditing, Taxation and Other Laws, Fund Management, Corporate Laws and Others.
Expertise in specific functional area	Expertise in IT, Operations and Finance.	Expertise in various domains ranging from Civil Engineering, Transportation, Supply Chain to Operations and Finance.	Expertise in Accounts, Auditing, Taxation, Fund Management, Corporate Laws and Others.

Terms and conditions of appointment	Liable to Retirement by rotation, Eligible for re-appointment.	1. Liable to Retirement by rotation, Eligible for re-appointment. 2. Reappointment as Whole- Time Director and CEO of the Company for a further term of 3 years w.e.f. 02.11.2023	Appointment as Non-Executive Director of the Company, Liable to Retirement by rotation.
Remuneration drawn, if any	Rs. 4,50,000/- Per Month	Rs. 4,00,000/- Per Month Apart from other perquisites and allowances as stated above	Not applicable
Relationships between Directors inter se	Mr. Krishna Kishore Kuchipudi and Mrs. Snigdha Mothukuri are related to Mr. Jeevan Krishna Kuchipudi.	Mr. Jeevan Krishna Kuchipudi and Mr. Krishna Kishore Kuchipudi are related to Mrs. Snigdha Mothukuri.	Not applicable
Name of the Listed entities in which the person also holds the directorship and the membership of the committees of the Board along with the Listed entities from which the person has resigned in the past three years*	NIL	NIL	Tera Software Limited
Other Directorships, Membership/ Chairmanship of Committees of other Boards	NIL	NIL	Mr. Divakar Atluri is an Independent Director in Tera Software Limited and he is Chairman of Audit Committee and Member of Corporate Social Responsibility Committee of that Company.
Number of shares held in the Company	8,84,105 Equity Shares (5.71% of the paid-up equity share capital)	78,500 Equity Shares (0.51% of the paid-up equity share capital)	NIL

For and on behalf of the Board of  
Jeevan Scientific Technology Limited

Sd/-  
K. Krishna Kishore  
Vice Chairman and Managing Director  
(DIN: 00876539)

Place: Hyderabad  
Date: 14.08.2023



**Notes:**

1. In view of the continuing Covid-19 pandemic and consequential restrictions imposed on the movements of people, the Ministry of Corporate Affairs ("MCA") has vide its General Circular No. 02/2021 dated January 13, 2021 read with Circular No. 20/2020 dated May 05, 2020 in conjunction with Circular No. 14/2020 dated April 08, 2020 and Circular No. 17/2020 dated April 13, 2020, 22/2020 dated June 15, 2020, 33/2020 dated September 28, 2020, 39/2020 dated December 31, 2020, 10/2021 dated June 23, 2021, 20/2021 dated December 08, 2021 and Circular No. 03/2022 dated 05.05.2022 (collectively referred to as "MCA Circulars") and SEBI Circular No. SEBI/ HO/ CFD/ CMD1/ CIR/ P/ 2020/ 79 dated May 12, 2020, SEBI/ HO/ /CMD2/ CIR/ P/ 2021/ 11 dated January 15, 2021 and Circular SEBI/ HO/ CFD/ CMD2/ CIR/ P/ 2022/ 62 dated May 13, 2022 and Circular no. SEBI/ HO/ CFD/ PoD-2/P/ CIR/ 2023/ 4 dated January 5, 2023, Regulation 44 of Securities and Exchange Board of India (Listing Obligations and Disclosure Requirements) Regulations, 2015 ("Listing Regulations"), the MCA Circulars granted certain relaxations and thus permitted the holding of Annual General Meeting ("AGM") of the companies through VC/OAVM viz. without the physical presence of the Members at a common venue. Hence in compliance with the provisions of the Companies Act, 2013 ("Act"), SEBI (Listing Obligations and Disclosure Requirements) Regulations, 2015 ("SEBI Listing Regulations") and MCA/ SEBI Circulars, as applicable, the AGM of the Company is being held through VC / OAVM (e-AGM).
2. The Deemed Venue of the 25th AGM of the Company shall be its Registered Office.
3. Since the AGM will be held through VC / OAVM (e-AGM), the Route Map for venue of AGM is not annexed to the Notice.
4. Members attending the AGM through VC / OAVM shall be counted for the purpose of reckoning the quorum of the AGM under Section 103 of the Act.
5. Explanatory Statement pursuant to Section 102 of the Companies Act, 2013, in respect of the Ordinary/Special Business to be transacted at the Annual General Meeting as set out in the Notice is annexed hereto.
6. In pursuance of Regulation 36 of the Securities and Exchange Board of India (Listing Obligations and Disclosure Requirements) Regulations, 2015 and Secretarial Standard on General Meetings, details in respect of the Directors seeking appointment/re-appointment at the AGM, form part of this Annual Report.
7. Pursuant to Section 91 of the Companies Act, 2013, the Register of Members and Share Transfer Books of the Company will remain closed from 23.09.2023 to 29.09.2023 (Both days inclusive).
8. Pursuant to the provisions of Section 108 of the Companies Act, 2013 read with Rule 20 of the Companies (Management and Administration) Rules, 2014 (as amended) and Regulation 44 of SEBI (Listing Obligations & Disclosure Requirements) Regulations 2015 (as amended), and MCA Circulars dated April 08, 2020, April 13, 2020, May 05, 2020 and May 13, 2022 the Company is providing facility of remote e-voting to its Members in respect of the business to be transacted at the AGM. For this purpose, the Company has entered into an agreement with Central Depository Services (India) Limited (CDSL) for facilitating voting through electronic means, as the authorized e-Voting's agency. The facility of casting votes by a member using remote e-voting as well as the e-voting system on the date of the AGM will be provided by CDSL.
9. The Members can join the AGM in the VC/OAVM mode 15 minutes before and after the scheduled time of the commencement of the Meeting by following the procedure mentioned in the Notice. The facility of participation at the AGM through VC/OAVM will be made available to at least 1000 members on first come first served basis. This will not include large Shareholders (Shareholders holding 2% or more shareholding), Promoters, Institutional Investors, Directors, Key Managerial Personnel, the Chairpersons of the Audit Committee, Nomination and Remuneration Committee and Stakeholders Relationship Committee, Auditors etc. who are allowed to attend the AGM without restriction on account of first come first served basis.
10. The attendance of the Members attending the AGM through VC/OAVM will be counted for the purpose of ascertaining the quorum under Section 103 of the Companies Act, 2013.
11. Pursuant to MCA Circular No. 14/2020 dated April 08, 2020, the facility to appoint proxy to attend and cast vote for the members is not available for this AGM. However, in pursuance of Section 112 and Section 113 of the Companies Act, 2013, representatives of the members such as the President of India or the Governor of a State or body corporate can attend the AGM through VC/OAVM and cast their votes through e-voting.

12. In line with the Ministry of Corporate Affairs (MCA) Circular No. 17/2020 dated April 13,2020, the Notice calling the AGM has been uploaded on the website of the Company at [www.jeevanscientific.com](http://www.jeevanscientific.com). The Notice can also be accessed from the website of the Stock Exchange i.e., BSE Limited at [www.bseindia.com](http://www.bseindia.com). The AGM Notice is also disseminated on the website of CDSL (agency for providing the Remote e-Voting facility and e-voting system during the AGM) i.e., [www.evotingindia.com](http://www.evotingindia.com).
13. The AGM has been convened through VC/OAVM in compliance with applicable provisions of the Companies Act, 2013 read with MCA Circular No. 14/2020 dated April 8, 2020 and MCA Circular No.17/2020 dated April13,2020 and MCA Circular No.20/2020 dated May05, 2020, May 13, 2022.
14. The company has appointed Ms. Aakanksha, Practicing Company Secretary, as scrutinizer of the company to scrutinize the voting process.

**THE INTRUCTIONS FOR SHAREHOLDERS FOR REMOTE E-VOTING ARE AS UNDER:**

- (i) The voting period begins on 26.09.2023 at 09.00 A.M and ends on 28.09.2023 at 05.00 P.M. During this period shareholders of the Company, holding shares either in physical form or in dematerialized form, as on the cut-off date (record date) of 22.09.2023 may cast their vote electronically. The e-voting module shall be disabled by CDSL for voting thereafter.
- (ii) Shareholders who have already voted prior to the meeting date would not be entitled to vote at the meeting venue.
- (iii) Pursuant to SEBI Circular No. SEBI/HO/CFD/CMD/CIR/P/2020/242 dated 09.12.2020, under Regulation 44 of Securities and Exchange Board of India (Listing Obligations and Disclosure Requirements) Regulations, 2015, listed entities are required to provide remote e-voting facility to its shareholders, in respect of all shareholders' resolutions. However, it has been observed that the participation by the public non-institutional shareholders/retail shareholders is at a negligible level.  
  
Currently, there are multiple e-voting service providers (ESPs) providing e-voting facility to listed entities in India. This necessitates registration on various ESPs and maintenance of multiple user IDs and passwords by the shareholders.  
  
In order to increase the efficiency of the voting process, pursuant to a public consultation, it has been decided to enable e-voting to all the demat account holders, by way of a single login credential, through their demat accounts/ websites of Depositories/ Depository Participants. Demat account holders would be able to cast their vote without having to register again with the ESPs, thereby, not only facilitating seamless authentication but also enhancing ease and convenience of participating in e-voting process.
- (iv) In terms of SEBI circular no. SEBI/HO/CFD/CMD/CIR/P/2020/242 dated December 9, 2020 on e-Voting facility provided by Listed Companies, Individual shareholders holding securities in demat mode are allowed to vote through their demat account maintained with Depositories and Depository Participants. Shareholders are advised to update their mobile number and email Id in their demat accounts in order to access e-Voting facility.

Pursuant to abovesaid SEBI Circular, Login method for e-Voting and joining virtual meetings for Individual shareholders holding securities in Demat mode is given below:

Type of shareholders	Login Method
Individual Shareholders holding securities in Demat mode with CDSL	<ol style="list-style-type: none"> <li>Users who have opted for CDSL Easy / Easiest facility, can login through their existing user id and password. Option will be made available to reach e-Voting page without any further authentication. The URL for users to login to Easy / Easiest are <a href="https://web.cdslindia.com/myeasi/home/login">https://web.cdslindia.com/myeasi/home/login</a> or visit <a href="http://www.cdslindia.com">www.cdslindia.com</a> and click on Login icon and select New System Myeasi.</li> <li>After successful login the Easy / Easiest user will be able to see the e-Voting option for eligible companies where the e-voting is in progress as per the information provided by company. On clicking the e-voting option, the user will be able to see e-Voting page of the e-Voting service provider for casting your vote during the remote e-Voting period or joining virtual meeting &amp; voting during the meeting. Additionally, there is also links provided to access the system of all e-Voting Service Providers i.e. CDSL/NSDL/KARVY/LINKINTIME, so that the user can visit the e-Voting service providers' website directly.</li> <li>If the user is not registered for Easy / Easiest, option to register is available at <a href="https://web.cdslindia.com/myeasi/Registration/EasiRegistration">https://web.cdslindia.com/myeasi/Registration/EasiRegistration</a></li> <li>Alternatively, the user can directly access e-Voting page by providing Demat Account Number and PAN No. from a e-Voting link available on <a href="http://www.cdslindia.com">www.cdslindia.com</a> home page. The system will authenticate the user by sending OTP on registered Mobile &amp; Email as recorded in the Demat Account. After successful authentication, user will be able to see the e-Voting option where the e-voting is in progress and also able to directly access the system of all e-Voting Service Providers.</li> </ol>
Individual Shareholders holding securities in demat mode with NSDL	<ol style="list-style-type: none"> <li>If you are already registered for NSDL IDeAS facility, please visit the e-Services website of NSDL. Open web browser by typing the following URL: <a href="https://eservices.nsdl.com">https://eservices.nsdl.com</a> either on a Personal Computer or on a mobile. Once the home page of e-Services is launched, click on the "Beneficial Owner" icon under "Login" which is available under 'IDeAS' section. A new screen will open. You will have to enter your User ID and Password. After successful authentication, you will be able to see e-Voting services. Click on "Access to e-Voting" under e-Voting services and you will be able to see e-Voting page. Click on company name or e-Voting service provider name and you will be redirected to e-Voting service provider website for casting your vote during the remote e-Voting period or joining virtual meeting &amp; voting during the meeting.</li> <li>If the user is not registered for IDeAS e-Services, option to register is available at <a href="https://eservices.nsdl.com">https://eservices.nsdl.com</a>. Select "Register Online for IDeAS "Portal or click at <a href="https://eservices.nsdl.com/SecureWeb/IdeasDirectReg.jsp">https://eservices.nsdl.com/SecureWeb/IdeasDirectReg.jsp</a></li> <li>Visit the e-Voting website of NSDL. Open web browser by typing the following URL: <a href="https://www.evoting.nsdl.com/">https://www.evoting.nsdl.com/</a> either on a Personal Computer or on a mobile. Once the home page of e-Voting system is</li> </ol>

	launched, click on the icon "Login" which is available under 'Shareholder/Member' section. A new screen will open. You will have to enter your User ID (i.e. your sixteen digit demat account number hold with NSDL), Password/OTP and a Verification Code as shown on the screen. After successful authentication, you will be redirected to NSDL Depository site wherein you can see e-Voting page. Click on company name or e-Voting service provider name and you will be redirected to e-Voting service provider website for casting your vote during the remote e-Voting period or joining virtual meeting & voting during the meeting
Individual Shareholders (holding securities in demat mode) login through their Depository Participants	You can also login using the login credentials of your demat account through your Depository Participant registered with NSDL/CDSL for e-Voting facility. After Successful login, you will be able to see e-Voting option. Once you click on e-Voting option, you will be redirected to NSDL/CDSL Depository site after successful authentication, wherein you can see e-Voting feature. Click on company name or e-Voting service provider name and you will be redirected to e-Voting service provider website for casting your vote during the remote e-Voting period or joining virtual meeting & voting during the meeting.

**Important note:**

Members who are unable to retrieve User ID/ Password are advised to use Forget User ID and Forget Password option available at abovementioned website.

**Helpdesk for Individual Shareholders holding securities in demat mode for any technical issues related to login through Depository i.e. CDSL and NSDL**

Login type	Helpdesk details
Individual Shareholders holding securities in Demat mode with CDSL	Members facing any technical issue in login can contact CDSL helpdesk by sending a request at <a href="mailto:helpdesk.evoting@cdslindia.com">helpdesk.evoting@cdslindia.com</a> or contact at 022- 23058738 and 22-23058542-43.
Individual Shareholders holding securities in Demat mode with NSDL	Members facing any technical issue in login can contact NSDL helpdesk by sending a request at <a href="mailto:evoting@nsdl.co.in">evoting@nsdl.co.in</a> or call at toll free no.: 1800 1020 990 and 1800 22 44 30

(v) Login method for e-Voting and joining virtual meeting for shareholders other than individual shareholders holding in Demat form & physical shareholders.

- The shareholders should log on to the e-voting website [www.evotingindia.com](http://www.evotingindia.com).
- Click on "Shareholders" module.
- Now enter your User ID
  - For CDSL: 16 digits beneficiary ID,
  - For NSDL: 8 Character DP ID followed by 8 Digits Client ID,
- Shareholders holding shares in Physical Form should enter Folio Number registered with the Company.

- 4) Next enter the Image Verification as displayed and Click on Login.
- 5) If you are holding shares in demat form and had logged on to [www.evotingindia.com](http://www.evotingindia.com) and voted on an earlier e-voting of any company, then your existing password is to be used.
- 6) If you are a first-time user follow the steps given below:

For Shareholders holding shares in Demat Form and other than individual and Physical Form	
PAN	<p>Enter your 10-digit alpha-numeric *PAN issued by Income Tax Department (Applicable for both demat shareholders as well as physical shareholders)</p> <ul style="list-style-type: none"> <li>• Shareholders who have not updated their PAN with the Company/Depository Participant are requested to use the sequence number sent by Company/RTA or contact Company/RTA.</li> </ul>

- (vi) After entering these details appropriately, click on "SUBMIT" tab.
- (vii) Shareholders holding shares in physical form will then directly reach the Company selection screen. However, shareholders holding shares in demat form will now reach 'Password Creation' menu wherein they are required to mandatorily enter their login password in the new password field. Kindly note that this password is to be also used by the demat holders for voting for resolutions of any other company on which they are eligible to vote, provided that company opts for e-voting through CDSL platform. It is strongly recommended not to share your password with any other person and take utmost care to keep your password confidential.
- (viii) For shareholders holding shares in physical form, the details can be used only for e-voting on the resolutions contained in this Notice.
- (ix) Click on the EVSN for the relevant <Jeevan Scientific Technology Limited> on which you choose to vote.
- (x) On the voting page, you will see "RESOLUTION DESCRIPTION" and against the same the option "YES/NO" for voting. Select the option YES or NO as desired. The option YES implies that you assent to the Resolution and option NO implies that you dissent to the Resolution.
- (xi) Click on the "RESOLUTIONS FILE LINK" if you wish to view the entire Resolution details.
- (xii) After selecting the resolution, you have decided to vote on, click on "SUBMIT". A confirmation box will be displayed. If you wish to confirm your vote, click on "OK", else to change your vote, click on "CANCEL" and accordingly modify your vote.
- (xiii) Once you "CONFIRM" your vote on the resolution, you will not be allowed to modify your vote.
- (xiv) You can also take a print of the votes cast by clicking on "Click here to print" option on the Voting page.
- (xv) If a demat account holder has forgotten the login password then Enter the User ID and the image verification code and click on Forgot Password & enter the details as prompted by the system.
- (xvi) Shareholders can also cast their vote using CDSL's mobile app "m-Voting". The m-Voting app can be downloaded from respective Store. Please follow the instructions as prompted by the mobile app while Remote Voting on your mobile.
- (xvii) Facility for Non – Individual Shareholders and Custodians –Remote Voting
  - Non-Individual shareholders (i.e., other than Individuals, HUF, NRI etc.) and Custodians are required to log on to [www.evotingindia.com](http://www.evotingindia.com) and register themselves in the "Corporates" module.
  - A scanned copy of the Registration Form bearing the stamp and sign of the entity should be emailed to [helpdesk.evoting@cdslindia.com](mailto:helpdesk.evoting@cdslindia.com).
  - After receiving the login details a Compliance User should be created using the admin login and password. The Compliance User would be able to link the account(s) for which they wish to vote on.

- The list of accounts linked in the login should be mailed to [helpdesk.evoting@cdslindia.com](mailto:helpdesk.evoting@cdslindia.com) and on approval of the accounts they would be able to cast their vote.
- A scanned copy of the Board Resolution and Power of Attorney (POA) which they have issued in favour of the Custodian, if any, should be uploaded in PDF format in the system for the scrutinizer to verify the same.
- Alternatively Non Individual shareholders are required to send the relevant Board Resolution/ Authority letter etc. together with attested specimen signature of the duly authorized signatory who are authorized to vote, to the Scrutinizer and to the Company at the email address viz; [shareholders@jeevanscientific.com](mailto:shareholders@jeevanscientific.com) (designated email address by company) , if they have voted from individual tab & not uploaded same in the CDSL e-voting system for the scrutinizer to verify the same.

#### INSTRUCTIONS FOR SHAREHOLDERS ATTENDING THE AGM THROUGH VC/OAVM & E-VOTING DURING MEETING ARE AS UNDER:

1. The procedure for attending meeting & e-Voting on the day of the AGM is same as the instructions mentioned above for Remote e-voting.
2. The link for VC/OAVM to attend meeting will be available where the EVSN of Company will be displayed after successful login as per the instructions mentioned above for Remote e-voting.
3. Shareholders who have voted through Remote e-Voting will be eligible to attend the meeting. However, they will not be eligible to vote at the AGM.
4. Shareholders are encouraged to join the Meeting through Laptops / IPads for better experience.
5. Further shareholders will be required to allow Camera and use Internet with a good speed to avoid any disturbance during the meeting.
6. Please note that Participants Connecting from Mobile Devices or Tablets or through Laptop connecting via Mobile Hotspot may experience Audio/Video loss due to fluctuation in their respective network. It is therefore recommended to use Stable Wi-Fi or LAN Connection to mitigate any kind of aforesaid glitches.
7. Shareholders who would like to express their views/ask questions during the meeting may register themselves as a speaker by sending their request in advance atleast 3 days prior to meeting mentioning their name, demat account number/folio number, email id, mobile number at [info@jeevanscientific.com](mailto:info@jeevanscientific.com). The shareholders who do not wish to speak during the AGM but have queries may send their queries in advance 3 days prior to meeting mentioning their name, demat account number/folio number, email id, mobile number at [info@jeevanscientific.com](mailto:info@jeevanscientific.com). These queries will be replied to by the company suitably by email.
8. Those shareholders who have registered themselves as a speaker will only be allowed to express their views/ask questions during the meeting.
9. Only those shareholders, who are present in the AGM through VC/OAVM facility and have not casted their vote on the Resolutions through remote e-Voting and are otherwise not barred from doing so, shall be eligible to vote through e-Voting system available during the AGM.
10. If any Votes are cast by the shareholders through the e-voting available during the AGM and if the same shareholders have not participated in the meeting through VC/OAVM facility, then the votes cast by such shareholders shall be considered invalid as the facility of e-voting during the meeting is available only to the shareholders attending the meeting.

#### PROCESS FOR THOSE SHAREHOLDERS WHOSE EMAIL/MOBILE NO. ARE NOT REGISTERED WITH THE COMPANY/DEPOSITORIES.

1. For Physical shareholders- please provide necessary details like Folio No., Name of shareholder, scanned copy of the share certificate (front and back), PAN (self-attested scanned copy of PAN card), AADHAR (self-attested scanned copy of Aadhar Card) by email to Company/RTA email id.
2. For Demat shareholders -, Please update your email id & mobile no. with your respective Depository Participant (DP)

3. For Individual Demat shareholders – Please update your email id & mobile no. with your respective Depository Participant (DP) which is mandatory while e-Voting & joining virtual meetings through Depository.

If you have any queries or issues regarding attending AGM & e-Voting from the CDSL e-Voting System, you can write an email to helpdesk.evoting@cdslindia.com or contact at 022-23058738 and 022-23058542/43.

All grievances connected with the facility for voting by electronic means may be addressed to Mr. Rakesh Dalvi, Manager, (CDSL.) Central Depository Services (India) Limited, A Wing, 25th Floor, Marathon Futorex, Mafatlal Mill Compounds, N M Joshi Marg, Lower Parel (East), Mumbai - 400013 or send an email to helpdesk.evoting@cdslindia.com or call on 022-23058542/43.

For and on behalf of the Board of  
Jeevan Scientific Technology Limited

Sd/-  
K. Krishna Kishore  
Vice Chairman and Managing Director  
(DIN: 00876539)

Place: Hyderabad  
Date: 14.08.2023

## DIRECTORS' REPORT

To the Members,  
Jeevan Scientific Technology Limited  
Hyderabad, Telangana, India

The Directors have pleasure in presenting the 25th Directors' Report of the Company together with the Audited Statements of Accounts (Standalone and Consolidated) for the year ended 31st March, 2023.

### 1. FINANCIAL SUMMARY/HIGHLIGHTS:

The performance of the Company for the period ended 31st March, 2023 is as under:

(Rs. In Lakhs)

Particulars	Standalone		Consolidated	
	2022-23	2021-22	2022-23	2021-22
Revenue from Operations	3617.80	5655.49	3617.80	6779.30
Other Income	106.19	590.98	107.42	592.44
Profit/Loss before depreciation, finance costs, exceptional items and Tax expense	235.27	2298.66	236.27	2268.00
Less: Depreciation/Amortisation	502.36	367.93	507.32	368.88
Profit/Loss before finance costs, exceptional items and Tax expense	(267.09)	1930.73	(271.05)	1899.12
Less: Finance Costs	94.76	95.83	97.21	96.30
Profit/Loss before Exceptional Items and Finance Costs	(361.85)	1834.90	(368.26)	1802.82
Add/(Less): Exceptional Items	--	--	--	--
Profit/Loss before Tax expense	(361.85)	1834.90	(368.26)	1802.82
(Less): Tax Expense (current & deferred)	61.55	608.59	61.79	608.46
Profit/(Loss) for the year (1)	(300.30)	1226.31	(306.47)	1194.36
Total Comprehensive Income/(Loss) (2)	(8.60)	21.03	(8.60)	21.03
Total (1+2)	(308.90)	1247.34	(315.07)	1215.39
Earnings per share	(1.96)	8.15	(2.00)	7.94
Balance of profit /loss for earlier years	3528.16	2094.74	3528.16	1972.13
Less: Transfer to Debenture Redemption Reserve	-	-	-	-
Less: Transfer to Reserves	60.96	(1509.92)	73.60	(1632.53)
Less: Dividend paid on Equity Shares	183.62	76.50	183.62	76.50
Less: Dividend Distribution Tax	-	-	-	-
Balance carried forward	3283.58	3528.16	3270.94	3528.16



## 2. OVERVIEW & STATE OF THE COMPANY'S AFFAIRS:

### Revenues – standalone

During the year under review, the Company on a standalone basis has recorded an income of Rs. 3723.99 Lakhs and incurred a loss of Rs. 308.90 Lakhs as against the income of Rs. 6246.47 Lakhs and Profit of Rs. 1247.34 Lakhs respectively in the previous financial year ending 31.03.2022.

### Revenues – Consolidated

During the year under review, the Company on a consolidated basis has recorded an income of Rs. 3725.20 Lakhs and incurred a loss of Rs. 315.07 Lakhs as against the income of Rs. 7371.74 Lakhs and Profit of Rs. 1215.39 Lakhs respectively in the previous financial year ending 31.03.2022.

## 3. DIVIDEND:

No dividend is proposed for the year under review.

## 4. TRANSFER TO RESERVES:

Pursuant to provisions of Section 134 (3) (j) of the Companies Act, 2013, the Company has not transferred any amount to general reserves account of the Company during the year under review.

## 5. MATERIAL CHANGES & COMMITMENT AFFECTING THE FINANCIAL POSITION OF THE COMPANY:

There have been no material changes and commitments affecting the financial position of the Company which have occurred between the end of the Financial Year of the Company to which the financial statements relate and the date of the report.

## 6. SIGNIFICANT & MATERIAL ORDERS PASSED BY THE REGULATORS OR COURTS OR TRIBUNALS:

No significant or material orders have been passed against the Company by the Regulators, Courts or Tribunals, which impacts the going concern status and Company's operations in future.

## 7. REVISION OF FINANCIAL STATEMENTS:

There was no revision of the financial statements for the year under review.

## 8. CHANGE IN THE NATURE OF BUSINESS, IF ANY:

The Company has not undergone any change in the nature of business during the FY 2022-23.

## 9. DEPOSITS FROM PUBLIC:

The Company has not accepted any public deposits during the Financial Year ended March 31, 2023 and as such, no amount of principal or interest on public deposits was outstanding as on the date of the balance sheet and hence there has been no non-compliance with the requirements of the Act.

## 10. INFORMATION ABOUT THE FINANCIAL PERFORMANCE / FINANCIAL POSITION OF THE SUBSIDIARIES/ ASSOCIATES:

The Company has one subsidiary namely Nayas Laboratories Private Limited situated in Hyderabad, Telangana. In accordance with Section 129(3) of the Companies Act, 2013, a statement containing salient features of the financial statements of the subsidiary company in Form AOC- 1 is attached herewith forming part of the Annual Report. In accordance with the proviso to Section 136(1) of the Companies Act, 2013, the Annual Report of your Company, containing therein its audited standalone and the consolidated financial statements has been placed on the website of the Company at [www.jeevanscientific.com](http://www.jeevanscientific.com).

## 11. COMPANIES WHICH HAVE BECOME OR CEASED TO BE SUBSIDIARIES:

During the financial year, Company has invested in 20,00,000 Equity Shares at Rs. 10/- each of Nayas Laboratories Private Limited constituting 88.9 % of post Paid-up equity share capital of Nayas Laboratories Private Limited. As a result, Nayas Laboratories Private Limited has become a subsidiary of the Jeevan Scientific Technology Limited.

## 12. INDEPENDENT DIRECTOR'S FAMILIARIZATION PROGRAMMES:

Independent Directors are familiarized about the Company's operations, businesses, financial performance and significant development so as to enable them to take well-informed decisions in timely manner. Interaction with the Business heads and key executives of the Company is also facilitated. Detailed presentations on important policies of the Company are also made to the directors. Direct meetings with the Chairperson are further facilitated to familiarize the incumbent Director about the Company/its businesses and the group practices.

The details of familiarization programme held in FY 2022-23 are also disclosed on the Company's website: <http://www.jeevanscientific.com>.

## 13. BOARD EVALUATION

Performance of the Board and Board Committees was evaluated on various parameters such as structure, composition, diversity, experience, corporate governance, competencies, performance of specific duties and obligations, quality of decision-making and overall Board effectiveness. Performance of individual Directors was evaluated on parameters such as meeting attendance, participation and contribution, engagement with colleagues on the Board, responsibility towards stakeholders and independent judgement.

All the Directors participated in the evaluation process conducted in February 2023. The Board discussed the performance evaluation reports of the Board, Board Committees, Individual Directors. The Board upon discussion noted the inputs of the Directors.

The detailed procedure followed for the performance evaluation of the Board, Committees and Individual Directors is enumerated in the Corporate Governance Report.

## 14. MEETINGS OF THE BOARD

The Board of Directors duly met 6 (Six) times on 20.04.2022, 30.05.2022, 12.08.2022, 11.11.2022, 08.02.2023 and 27.03.2023 in respect of which meetings, proper notices were given and the proceedings were properly recorded and signed in the Minutes Book maintained for the purpose.

## 15. COMMITTEES OF THE BOARD

There are various Board Committees as stipulated under the Act and Listing Regulations namely Audit Committee, Nomination and Remuneration Committee, Stakeholders Relationship, Corporate Social Responsibility Committee and Risk Management Committee. Brief details pertaining to composition, terms of reference, meetings held and attendance thereof of these Committees during the year have been enumerated in Corporate Governance Report forming part of this Annual Report.

## 16. AUDIT COMMITTEE RECOMMENDATIONS:

During the year, all recommendations of Audit Committee were approved by the Board of Directors.

## 17. APPOINTMENT / RE-APPOINTMENT / RESIGNATION / RETIREMENT OF DIRECTORS /CEO/ CFO AND KEY MANAGERIAL PERSONNEL

As on date of this report, the Company has ten Directors, out of which four are Independent and four are executive including one women director and two non-executive Directors.

- a) Appointment/Re-appointment/Resignation of Directors/KMP of the Company
  - Resignation of Mr. M. Srikanth Shashidhar as Chief Financial Officer of the Company with effect from 16th September, 2022.
  - Appointment of Mr. Jeevan Krishna Kuchipudi as Chief Financial Officer of the Company with effect from 16th September, 2022.
  - Resignation of Mr. Rama Krishna Prasad Kakarala as Director of the Company with effect from 12th August, 2023.
  - Appointment of Mr. Divakar Atluri as Non-Executive Director of the Company with effect from 14th August, 2023.

**b) Key Managerial Personnel:****Key Managerial Personnel for the financial year 2022-23**

- Mr. Kuchipudi Krishna Kishore, Vice Chairmen and Managing Director of the company.
- Mr. Jeevan Krishna Kuchipudi, Executive Director and CFO of the company.
- Ms. Snigdha Mothukuri, Whole- Time Director and CEO of the company.
- Mr. Nageswar Rao Yarllagadda, Executive Director and CFO of the company.
- Ms. Sharvari Swapnil Shinde as Company Secretary and Compliance Officer of the company.

**c) Information u/r 36(3) of SEBI (LODR), Regulations, 2015:**

As required under regulation 36 (3) of the SEBI (LODR), Regulations, 2015, brief particulars of the Directors seeking appointment/re-appointments are given as Annexure A to the notice of the AGM forming part of this Annual Report.

**18. STATUTORY AUDIT AND AUDITORS REPORT:**

The members of the Company in accordance with Section 139 of the Companies Act, 2013 have passed a resolution for appointment of M/s. Pavuluri & Co., Chartered Accountants, Hyderabad (Firm Registration No. 012194S) as Statutory Auditors of the Company for a period of 5 years in the AGM held on 29.09.2022 to hold office up to the conclusion of 29th Annual General Meeting of the Company to be held for the financial year 2026-2027.

The notes of the financial statements referred to in the Auditors' Report issued by M/s. Pavuluri & Co., Chartered Accountants, Hyderabad for the financial year ended on 31st March, 2023 are self-explanatory and do not call for any further comments. The Auditors' Report does not contain any qualification, reservation or adverse remark.

**19. INTERNAL AUDITORS:**

Pursuant to provisions of Section 138 read with Rule 13 of the Companies (Accounts) Rules, 2014 and Section 179 read with Rule 8(4) of the Companies (Meetings of Board and its Powers) Rules, 2014; during the year under review, the Internal Audit of the functions and activities of the Company was undertaken by M/s. K P & Associates the Internal Auditor of the Company.

Deviations are reviewed periodically and due compliance was ensured. Summary of Significant Audit Observations along with recommendations and its implementations are reviewed by the Audit Committee and concerns, if any, are reported to the Board. There were no adverse remarks or qualification on accounts of the Company from the Internal Auditor.

The internal audit is conducted at the Company and covered all key areas. All audit observations and follow up actions are discussed with the Management as also the Statutory Auditors and the Audit Committee reviews the same regularly.

The Board has re-appointed M/s. K P & Associates, Chartered Accountants, Hyderabad, as Internal Auditors for the Financial Year 2023-24.

**20. SECRETARIAL AUDITOR & AUDIT REPORT:**

In terms of section 204 of the Companies Act, 2013 read with the Companies (Appointment and Remuneration of Managerial Personnel) Rules, 2014, based upon the recommendations of the Audit Committee, the Board of Directors had appointed Ms. Aakanksha, Practicing Company Secretary (CP No. 20064) as the Secretarial Auditor of the Company, for conducting the Secretarial Audit for financial year ended March 31, 2023.

The Secretarial Audit was carried out by Ms. Aakanksha, Company Secretary for the financial year ended March 31, 2023. The Report given by the Secretarial Auditor is annexed herewith as Annexure-I and forms integral part of this Report. The Secretarial Audit Report does not contain any qualification, reservation or adverse remark.

The Board has also appointed Ms. Aakanksha, Practicing Company Secretary as Secretarial Auditor to conduct Secretarial Audit of the Company for the financial year 2023-24.

**21. ANNUAL SECRETARIAL COMPLIANCE REPORT:**

SEBI vide its Circular No. CIR/CFD/CMD1/27/2019 dated February 08, 2019 read with Regulation 24(A) of the Listing Regulations, directed listed entities to conduct Annual Secretarial compliance audit from a Practicing Company Secretary of all applicable SEBI Regulations and circulars/guidelines issued thereunder. Further, Secretarial Compliance Report dated May 26, 2023, was given by Ms. Aakanksha, Practicing Company Secretary which was submitted to BSE Limited.

**22. COST RECORDS AND COST AUDIT:**

Maintenance of cost records and requirement of cost audit as prescribed under the provisions of Section 148(1) of the Act, are not applicable for the business activities carried out by the Company.

**23. NO FRAUDS REPORTED BY STATUTORY AUDITORS:**

During the Financial Year 2022-23, the Auditors have not reported any matter under section 143(12) of the Companies Act, 2013, therefore no detail is required to be disclosed under section 134(3) (ca) of the Companies Act, 2013.

**24. DECLARATION BY THE COMPANY:**

None of the Directors of the Company are disqualified for being appointed as Directors as specified in Section 164 (2) of the Act read with Rule 14 of Companies (Appointment and Qualifications of Directors) Rules, 2014.

**25. CONSERVATION OF ENERGY, TECHNOLOGY ABSORPTION AND FOREIGN EXCHANGE OUTGO:**

The required information as per Sec.134 of the Companies Act 2013 is provided hereunder:

**A. Conservation of Energy:**

The Company's operations are not energy intensive. Adequate measures have been taken to conserve energy wherever possible by using energy efficient computers and purchase of energy efficient equipment.

**B. Technology Absorption:**

i. Research and Development (R&D): Bioanalytical research laboratory is designed with state of the art facility equipped with advanced analytical instrumentation having 2 processing labs and 4 LC-MS/MS labs, which can accommodate up to 12 LCMS/ MS. Jeevan Scientific offers a unique combination of highly trained workforce enabled with well-equipped bio analytical Research And Development (R&D) laboratory.

ii. There was considerable technology absorption, adoption, innovation and implementation along with addition of the above equipment in the facility. These technological advancements include automation/digitization of the Clinical Trial Participant Management, resulting in paperless procedure, accurate database management, easy workflow management, reduced turnaround times and considerable cost reduction with strict adherence to regulatory compliance. Also, there has been significant implementations of newer advanced software/hardware and/or upgradations built/used to enhance the data storage/process for longer durations, to adhere to regulatory compliances, to ensure error-free mechanisms and to automate the manual process being followed in the company.

**C. Foreign Exchange Earnings and Out Go:**

The foreign exchange earned in terms of actual inflows during the year and the foreign exchange outgo during the year in terms of actual outflow: Please refer notes to accounts attached to this report.

**26. CORPORATE GOVERNANCE:**

Your Company has taken adequate steps to ensure compliance with the provisions of Corporate Governance as prescribed under the Listing Regulations. A separate section on Corporate Governance, forming a part of this Report and the requisite certificate from the Company's Auditors confirming compliance with the conditions of Corporate Governance is attached to the report on Corporate Governance as Annexure-II.

## 27. MANAGEMENT DISCUSSION AND ANALYSIS REPORT:

Management discussion and analysis report for the year under review as stipulated under Regulation 34(2) (e) read with schedule V, Part B of SEBI (Listing Obligations and Disclosure Requirements), Regulations 2015 with the stock exchange in India is annexed herewith as Annexure-III to this report.

## 28. RISK MANAGEMENT POLICY:

The Board of Directors had constituted Risk Management Committee to identify elements of risk in different areas of operations and to develop policy for actions associated to mitigate the risks. The Committee is responsible for reviewing the risk management plan and ensuring its effectiveness. The major risks identified by the businesses and functions are systematically addressed through mitigating actions on a continual basis.

## 29. ANNUAL RETURN:

Pursuant to Sections 92 & 134(3) of the Act and Rule 12 of the Companies (Management and Administration) Rules, 2014, the Annual Return in Form MGT-7 is also available on the Company's website: <https://www.jeevanscientific.com>.

## 30. AUTHORISED AND PAID-UP CAPITAL OF THE COMPANY:

The authorized capital of the company stands at Rs. 21,00,00,000/- divided into 2,10,00,000 equity shares of Rs.10/- each.

During the year under review 1,78,750 equity shares are allotted on conversion and exercise of ESOPs to the employees of the Company.

The paid-up Share capital of the Company stands at Rs.15,48,02,150/- divided into 1,54,80,215 equity shares of Rs.10/- each.

## 31. DECLARATION OF INDEPENDENCE:

The Company has received declarations from all the Independent Directors of the Company confirming that they meet with both the criteria of independence as prescribed under sub-section (6) of Section 149 of the Companies Act, 2013 and under Reg.16(1)(b) read with Reg. 25 of SEBI (Listing Obligations and Disclosure Requirements), Regulations 2015.

In compliance with Rule 6 of Companies (Appointment and Qualification of Directors) Rules, 2014, all the PIDs of the Company have registered themselves with the India Institute of Corporate Affairs (IICA), Manesar and have included their names in the databank of Independent Directors within the statutory timeline.

The Independent Directors have also confirmed that they have complied with Schedule IV of the Act and the Company's Code of Conduct.

In terms of Reg. 25(8) of SEBI (Listing Obligations and Disclosure Requirements), Regulations 2015, the Independent Directors have confirmed that they are not aware of any circumstance or situation, which exists or may be reasonably anticipated, that could impair or impact their ability to discharge their duties with an objective independent judgement and without any external influence.

During the year, Independent Directors of the Company had no pecuniary relationship or transactions with the Company, other than sitting fees, commission and reimbursement of expenses incurred by them for the purpose of attending meetings of the Board of Directors and Committee(s).

## 32. DIRECTOR'S RESPONSIBILITY STATEMENT:

In pursuance of section 134 (5) of the Companies Act, 2013, the Directors hereby confirm that:

- In the preparation of the annual accounts, the applicable accounting standards had been followed along with proper explanation relating to material departures;
- The Directors had selected such accounting policies and applied them consistently and made judgments and estimates that are reasonable and prudent so as to give a true and fair view of the state of affairs of the company at the end of the financial year and of the profit and loss of the company for that period;

- The Directors had taken proper and sufficient care for the maintenance of adequate accounting records in accordance with the provisions of this Act for safeguarding the assets of the company and for preventing and detecting fraud and other irregularities;
- The Directors had prepared the annual accounts on a going concern basis; and
- The Directors had laid down internal financial controls to be followed by the company and that such internal financial controls are adequate and were operating effectively.
- The Directors had devised proper systems to ensure compliance with the provisions of all applicable laws and that such systems were adequate and operating effectively.

## 33. VIGIL MECHANISM/WHISTLE BLOWER POLICY:

The Company has formulated a Vigil Mechanism / Whistle Blower Policy pursuant to Reg. 22 of SEBI (Listing Obligations and Disclosure Requirements), Regulations 2015 and Section 177(10) of the Companies Act 2013, enabling stakeholders to report any concern of unethical behaviour, suspected fraud or violation.

The said policy inter-alia provides safeguard against victimization of the Whistle Blower. Stakeholders including directors and employees have access to the Vice Chairman and Managing Director and Chairperson of the Audit Committee.

During the year under review, no stakeholder was denied access to the Chairperson of the Audit Committee.

The policy is available on the website of the Company at [www.jeevanscientific.com](http://www.jeevanscientific.com).

## 34. EMPLOYEE STOCK OPTION SCHEME:

The Company adopted an Employee Stock Option (ESOP) scheme, namely "Employee Stock Option Scheme 2016-" ("JSTL- ESOP Scheme 2016) which helps the Company to retain and attract right talent. The Nomination and Remuneration Committee (NRC) administers the Company's ESOP scheme. There were no changes in the ESOP scheme during the financial year under review. The scheme is in compliance with the Securities and Exchange Board of India (Share-Based Employee Benefits and Sweat Equity) Regulations, 2021.

Following are the details of the ESOPs as on 31st March 2023:

Sl. No.	Details Related to ESOPS	JSTL ESOP Scheme 2016
1.	Description of each ESOP that existed at any times during the year, including the general terms and conditions of each ESOPS including:	
	a. Date of Shareholders Approval	30.09.2016
	b. Total no. of options approved under ESOPS	25,00,000
	c. Vesting Requirements	Vesting period shall not be less than one year and not more than 5 years from the date of grant of options.
	d. Exercise price or Pricing Formula	As decided by NRC
	e. Maximum term of options granted	5 years
	f. Source of shares (primary, secondary or combination)	Primary
	g. Variation in terms of options	--
2.	Method used to account for ESOPS	Blackscholes
3.	Option movement during the year:	
	a. Number of options outstanding at the beginning of the period	16,00,000
	b. Adjustment on account of bonus issue (if any)	NA
	c. No. of options granted during the year	1,76,000
	d. No. of options forfeited/lapsed during the year	NA
	e. No. of options vested during the year	1,85,000
	f. No. of options exercised during the year	1,78,750

g.	No. of shares arising as a result of exercise of options	1,78,750
h.	Money realized by exercise of options (INR), if scheme is implemented directly by the company	Rs. 17,87,500
i.	Loan repaid by the trust during the year from exercise price received	NA
j.	No. of option outstanding at the end of the year	14,24,000
k.	No. of options exercisable at the end of the year	6,250
4.	Weighted average exercise prices and weighted average fair values of options shall be disclosed separately for options whose exercise price either equals or exceeds or is less than the market price of the stock	NA

Disclosure in compliance with the Securities and Exchange Board of India (Share-Based Employee Benefits and Sweat Equity) Regulations, 2021 are available on the company website of the company at website: <https://www.jeevanscientific.com>.

Further, a certificate from Ms. Aakanksha, Secretarial Auditor of the Company certifying that the ("JSTL- ESOP Scheme 2016) has been implemented in accordance with these regulations and in accordance with the resolution of the Company in the general meeting is enclosed as Annexure-IV.

### 35. CORPORATE SOCIAL RESPONSIBILITY (CSR, COMPOSITION OF CSR COMMITTEE AND CONTENTS OF CSR POLICY)

The company has attracted the provisions of Corporate Social Responsibility u/s 135 of Companies Act, and accordingly has formed the CSR committee to oversee the CSR activities, adopted the CSR policy may be accessed on the Company's website at: [www.jeevanscientific.com](http://www.jeevanscientific.com). The Corporate Social Responsibility Report is enclosed as Annexure V.

In terms of Section 135 of the Companies Act, 2013 read with Companies (Corporate Social Responsibility Policy) Rules, 2014 as amended ("CSR Rules") and in accordance with the CSR Policy, during the financial year 2022-2023, your Company has spent Rs. 11,13,627/- while the total obligation is Rs. 11,13,627/- (representing 2 % of the average net profit for the past the three financial years, being FY 19-20, FY 20-21 and FY 2021-22). Areas of CSR Activities undertaken by the Company are Health Care and old age home.

### 36. SECRETARIAL STANDARDS:

The Company has devised proper systems to ensure compliance with the provisions of all applicable Secretarial Standards issued by the Institute of Company Secretaries of India and such systems are adequate and operating effectively. During the year under review, the Company was in compliance with the Secretarial Standards (SS) i.e., SS-1 and SS- 2, relating to "Meetings of the Board of Directors" and "General Meetings", respectively.

### 37. INSURANCE:

The properties and assets of your Company are adequately insured.

### 38. PARTICULARS OF LOANS, GUARANTEES OR INVESTMENTS:

The particulars of loans, guarantees or investments provided under Section 186 of the Companies Act, 2013 are as mentioned below:

S. No	Name of the Company	Particulars	Amount (Rs.)
1	Nayas Laboratories Private Limited	Subscribed to the equity shares	Rs. 2,00,00,000 (20 lakhs equity shares of Rs. 10 each
2	Nayas Laboratories Private Limited	Loan and/ or Corporate Guarantee	Up to Rs. 15,00,00,000 against which Company (Nayas) has received sanction for a Loan of Rs. 6,90,00,000 from Karur Vysya Bank. So far the Company (Nayas) has availed Rs. 3.14 crores as a term loan.
3	Tanvi Foods Limited	Loan repayment	Loan of Rs. 3.00 crores was repaid by Tanvi Foods Limited on 05.07.2023.

### 39. INTERNAL FINANCIAL CONTROL SYSTEMS:

Your Company has well laid out policies on financial reporting, asset management, adherence to Management policies and also on promoting compliance of ethical and well-defined standards. The Company follows an exhaustive budgetary control and standard costing system. Moreover, the management team regularly meets to monitor goals and results and scrutinizes reasons for deviations in order to take necessary corrective steps. The Audit Committee which meets at regular intervals also reviews the internal control systems with the Management and the internal auditors.

The Company laid down internal financial controls and that such internal financial controls are adequate and were operating effectively.

### 40. RELATED PARTY TRANSACTIONS:

All related party transactions that were entered into during the financial year were on arm's length basis and in the ordinary course of business. The Form AOC-2 pursuant to Section 134(3)(h) of the Companies Act, 2013 read with Rule 8(2) of the Companies (Accounts) Rules, 2014 is annexed herewith as Annexure-VI to this report.

### 41. POLICY ON DIRECTOR'S APPOINTMENT AND REMUNERATION:

In adherence to the provisions of Section 134(3)(e) and 178(1) & (3) of the Companies Act, 2013, the Board of Directors upon recommendation of the Nomination and Remuneration Committee approved a policy on Director's appointment and remuneration, including, criteria for determining qualifications, positive attributes, independence of a Director and other matters. The said Policy extract is covered in Corporate Governance Report which forms part of this Report and is also uploaded on the Company's website at [www.jeevanscientific.com](http://www.jeevanscientific.com).

### 42. TRANSFER OF UN-CLAIMED DIVIDEND TO INVESTOR EDUCATION AND PROTECTION:

Pursuant to the provisions of Section 124 of the Companies Act 2013, Investor Education and Protection Fund Authority (Accounting, Audit, Transfer and Refund) Rules, 2016 ("IEPF Rules") read with the relevant circulars and amendments thereto, the amount of dividend remaining unpaid or unclaimed for a period of seven years from the due date is required to be transferred to the Investor Education and Protection Fund ("IEPF"), constituted by the Central Government

During the Year, no amount of dividend was unpaid or unclaimed for a period of seven years and therefore no amount is required to be transferred to Investor Education and Provident Fund under the Section 125(1) and Section 125(2) of the Act.

### 43. SHARES TRANSFERRED TO INVESTOR EDUCATION AND PROTECTION FUND:

No shares were transferred to the Investor Education and Protection Fund during the year under review.

### 44. DETAILS OF NODAL OFFICER:

The Company has designated Ms. Sharvari Swapnil Shinde as a Nodal Officer for the purpose of IEPF.

### 45. DETAILS OF UTILIZATION OF FUNDS:

During the year under review, the Company has not raised any funds through Private Placement, Preferential Allotment or Qualified Institutions Placement as specified under Regulation 32(7A) of the Securities and Exchange Board of India (Listing Obligations and Disclosure Requirements) Regulations, 2015

### 46. STATEMENT SHOWING THE NAMES OF THE TOP TEN EMPLOYEES IN TERMS OF REMUNERATION DRAWN AND THE NAME OF EVERY EMPLOYEE AS PER RULE 5(2) & (3) OF THE COMPANIES (APPOINTMENT & REMUNERATION) RULES, 2014:

A table containing the particulars in accordance with the provisions of Section 197(12) of the Act, read with Rule 5(2) of the Companies (Appointment and Remuneration of Managerial Personnel) Rules, 2014 is appended as Annexure VII (a) to this Report.



A statement showing the names of the top ten employees in terms of remuneration drawn and the name of every employee is annexed to this Annual report as Annexure VII (b).

During the year, NONE of the employees (excluding Executive Directors) is drawing a remuneration of Rs.1,02,00,000/- and above per annum or Rs.8,50,000/- and above in aggregate per month, the limits specified under the Section 197(12) of the Companies Act, 2013 read with Rules 5(2) and 5(3) of the Companies (Appointment and Remuneration of Managerial Personnel) Rules, 2014.

#### 47. RATIO OF REMUNERATION TO EACH DIRECTOR:

Under section 197(12) of the Companies Act, 2013, and Rule 5(1) (2) & (3) of the Companies (Appointment & Remuneration) Rules, 2014, the ratio of remuneration to median employees is as mentioned in Annexure-VII(a).

#### 48. NON-EXECUTIVE DIRECTORS' COMPENSATION AND DISCLOSURES:

None of the Independent / Non-Executive Directors has any pecuniary relationship or transactions with the Company which in the Judgement of the Board may affect the independence of the Directors except Mr. T. Ravi Babu and Mr. K. Rama Krishna Prasad (Non- Executive Directors) who are holding 3,93,200 Equity Shares and 3,00,000 Equity Shares respectively.

#### 49. INDUSTRY BASED DISCLOSURES AS MANDATED BY THE RESPECTIVE LAWS GOVERNING THE COMPANY:

The Company is not a NBFC, Housing Companies etc., and hence Industry based disclosures is not required.

#### 50. FAILURE TO IMPLEMENT CORPORATE ACTIONS:

During the year under review, no corporate actions were done by the Company which were failed to be implemented.

#### 51. DETAILS OF APPLICATION MADE OR PROCEEDING PENDING UNDER INSOLVENCY AND BANKRUPTCY CODE, 2016:

During the year under review, there were no applications made or proceedings pending in the name of the Company under Insolvency and Bankruptcy Code, 2016.

#### 52. DETAILS OF DIFFERENCE BETWEEN VALUATION AMOUNT ON ONE TIME SETTLEMENT AND VALUATION WHILE AVAILING LOAN FROM BANKS AND FINANCIAL INSTITUTIONS:

During the year under review, there has been no one time settlement of loans taken from banks and financial institutions.

#### 53. POLICIES:

The SEBI (Listing Obligations and Disclosure Requirements) Regulations, 2015 mandated the formulation of certain policies for all listed companies. All the policies are posted on our website. [www.jeevanscientific.com](http://www.jeevanscientific.com).

#### 54. STATUTORY COMPLIANCE:

The Company has complied with the required provisions relating to statutory compliance with regard to the affairs of the Company in all respects.

#### 55. CODE OF CONDUCT FOR THE PREVENTION OF INSIDER TRADING:

Pursuant to the provisions of SEBI (Prohibition of Insider Trading) Regulations, 2015 as amended from time to time, the Company has formulated a Code of Conduct for Prevention of Insider Trading ("Insider Trading Code") and a Code of Practices and Procedures for fair disclosure of Unpublished Price Sensitive Information ("UPSI").

The Code of Practices and Procedures for fair disclosure of UPSI is posted on the website of the Company at <https://www.jeevanscientific.com>.

#### 56. CEO/CFO CERTIFICATION:

As required Regulation 17(8) read with Schedule II of the SEBI (Listing Obligations and Disclosure Requirements) Regulations, 2015, the CEO/CFO certification is attached with the annual report as Annexure VIII.

#### 57. PREVENTION OF SEXUAL HARASSMENT AT WORKPLACE:

The Company has always believed in providing a safe and harassment free workplace for every woman working in its premises through various policies and practices. The Company always endeavours to create and provide an environment that is free from discrimination and harassment including sexual harassment.

The Company has adopted a policy on Prevention of Sexual Harassment at Workplace which aims at prevention of harassment of employees and lays down the guidelines for identification, reporting and prevention of undesired behaviour. An Internal Complaints Committee ("ICC") has been set up by the senior management (with women employees constituting the majority). The ICC is responsible for redressal of complaints against sexual harassment and follows the guidelines provided in the Policy.

During the financial year ended March 31, 2023, no complaints pertaining to sexual harassment have been received.

#### 58. EVENT BASED DISCLOSURES

During the year under review, the Company has not taken up any of the following activities:

- Issue of sweat equity share: NA
- Disclosure on purchase by Company or giving of loans by it for purchase of its shares: NA
- Buy back shares: NA
- Preferential Allotment of Shares: NA
- Issue of equity shares with differential rights as to dividend, voting: NA

#### 59. APPRECIATION & ACKNOWLEDGEMENT:

Your directors places on record their appreciation for the overwhelming co-operation and assistance received from the investors, customers, business associates, bankers, vendors, as well as regulatory and governmental authorities. Your directors also thank the employees at all levels, who through their dedication, co-operation, support and smart work have enabled the Company to sustain its operations and is determined to poise a rapid and remarkable growth in the years to come.

Your directors also wishes to place on record their appreciation of all stakeholders including business constituents, banks and other "financial institutions and shareholders of the Company SEBI, BSE, NSDL, CDSL, Company's Bankers, etc. for their continued support for the growth of the Company.

For and on behalf of the Board of  
Jeevan Scientific Technology Limited

Sd/-  
Snigdha Mothukuri  
Executive Director and CEO  
(DIN: 08934860)

Sd/-  
K. Krishna Kishore  
Vice Chairman and Managing Director  
(DIN: 00876539)

Place: Hyderabad  
Date: 14.08.2023

## Annexure-I

## FORM MR-3

## SECRETARIAL AUDIT REPORT

(Pursuant to section 204(1) of the Companies Act, 2013 and

Rule 9 of the Companies (Appointment and Remuneration Personnel) Rules, 2014

## FOR THE FINANCIAL YEAR ENDED 31ST MARCH, 2023

To

The Members of

M/s. Jeevan Scientific Technology Limited

I have conducted the secretarial audit of the compliance of applicable statutory provisions and the adherence to good corporate practices by M/s. Jeevan Scientific Technology Limited (hereinafter called "the Company"). Audit was conducted in a manner that provided us a reasonable basis for evaluating the corporate conducts/statutory compliances and expressing my opinion thereon.

Based on our verification of the Company's Books, Papers, Minute Books, Forms and Returns filed and other Records maintained by the Company and also the information provided by the Company, its officers, agents and authorized representatives during the conduct of secretarial audit, I hereby report that in our opinion, the company has, during the financial year commencing from 1st April, 2022 and ended 31st March, 2023, complied with the statutory provisions listed hereunder and also that the Company has proper Board process and compliance mechanism in place to the extent, in the manner and subject to the reporting made hereinafter:

1. I have examined the books, papers, minute books, forms and returns filed and other records maintained by M/s. Jeevan Scientific Technology Limited ("The Company") for the financial year ended on 31st March, 2023, according to the provisions of:
  - a. The Companies Act, 2013 (the Act) and the rules made there under;
  - b. The Securities Contracts (Regulation) Act, 1956 ('SCRA') and the Rules made there under;
  - c. The Depositories Act, 1996 and the Regulations and Bye-laws framed there under.
  - d. Foreign Exchange Management Act, 1999 and the Rules and Regulations made there under to the extent of Foreign Direct Investment (FDI) and Overseas Direct Investment and External Commercial Borrowings;
2. The following Regulations and Guidelines prescribed under the Securities and Exchange Board of India Act, 1992 ('SEBI Act') is furnished hereunder for the financial year 2022-23: -
  - a. The Securities and Exchange Board of India (Substantial Acquisition of Shares and Takeovers) Regulations, 2011; **including the provisions with regard to disclosures and maintenance of records required under the said Regulations;**
  - b. The Securities and Exchange Board of India (Prohibition of Insider Trading) Regulations, 2015 and Amended Regulations 2018; **The Company has framed code of conduct for regulating & reporting trading by insiders and for fair disclosure and displayed the same on the Company's website i.e., www.jeevanscientific.com**
  - c. The Securities and Exchange Board of India (Issue of Capital and Disclosure Requirements) Regulations, 2018 - **Not Applicable as there was no reportable event during the financial year under review;**
  - d. Securities and Exchange Board of India (Share Based Employee Benefits and Sweat Equity) Regulations, 2021;
  - e. The Securities and Exchange Board of India (Issue and Listing of Non-Convertible Securities) Regulations, 2021: **Not Applicable as the Company has not issued any debt securities during the year under review.**
  - f. The Securities and Exchange Board of India (Registrars to an issue and Share Transfer Agents) Regulations, 1993, regarding the Companies Act and dealing with client; **Not Applicable as the Company is not registered as Registrar to an Issue and Share Transfer Agent during the year under review.**
  - g. Securities and Exchange Board of India (Delisting of Equity Shares) Regulations, 2021; **Not Applicable as the company has not delisted/ proposed to delist its equity shares during the year under review.**

- h. The Securities and Exchange Board of India (Buyback of Securities) Regulations, 2018. **Not Applicable as the Company has not bought back/ proposed to buy-back any of its securities during the year under review.**
- i. The Securities and Exchange Board of India (Listing Obligations and Disclosure Requirements) Regulations, 2015.
3. I have also examined compliance with the applicable provisions / clauses of the following:
  - a. Secretarial Standards issued by The Institute of Company Secretaries of India on Meetings of the Board of Directors and General Meetings.
  - b. Securities and Exchange Board of India Act, 1992 & Circulars, Master Circulars and Regulations issued by SEBI and applicable to the Company.
  - c. Listing Agreements entered into by the Company with BSE Limited.
4. I have not examined compliance by the Company with applicable financial laws, like direct and indirect tax laws, since the same have been subject to review by statutory financial auditor and other designated professionals.
5. I have relied on the representation made by the Company and its officers for systems and mechanisms formed by the Company for compliances under other applicable Acts, Laws and Regulations which are listed below and it was noted that the Company has complied with the said Laws to the extent applicable.
  - a) The Payment and Settlement Systems Act, 2007
  - b) The Information Technology Act, 2000
  - c) The Consumer Protection Act, 2019
  - d) The Trademarks Act, 1999
  - e) Copyright Act, 1957 and the rules thereunder
  - f) Contract Labour (Regulation and Abolition) Act, 1970;
  - g) Shops and Establishment Act, 1948
  - h) Employees' Compensation Act, 1923;
  - i) Employees' Provident Funds and Miscellaneous Provisions Act, 1952;
  - j) Employees' State Insurance Act, 1948;
  - k) Minimum Wages Act, 1948;
  - l) Payment of Bonus Act, 1965;
  - m) Payment of Gratuity Act, 1972;
  - n) Payment of Wages Act, 1936;
  - o) Maternity Benefit Act, 1961;
  - p) Industrial Disputes Act, 1947;
  - q) Sexual Harassment of Women at Workplace (Prevention, Prohibition and Redressal) Act, 2013;
  - r) The Child Labor (Prohibition and Regulation) Act, 1986;
  - s) The Equal Remuneration Act, 1976;
  - t) The Code on Wages, 2019;
  - u) The Occupational Safety, Health and Working Conditions Code, 2020\*\*;
  - v) The Industrial Relations Code, 2020;
  - w) The Code on Social Security, 2020;
  - x) Indian Stamp Act, 1899;

**6. During the period under review, the Company has complied with the provisions of the Act, Rules, Regulations, Guidelines, etc. mentioned above including the following:**

During the year the Company has conducted 6 meetings of the Board of Directors, 6 Meetings of Audit Committee meeting, 5 Nomination and Remuneration Committee Meetings, 1 meeting of Stakeholders and Relationship Committee Meeting, 1 meeting of CSR Committee and 1 meeting of Independent Directors Committee Meeting. I have also examined compliance with the applicable clauses of the Secretarial Standards issued by the Institute of Company secretaries of India.

7. As per the information and explanations provided by the Company, its officers, agents and authorized representatives during the conduct of secretarial audit, I report that
- i. The provisions of the Foreign Exchange Management Act, 1999 and the Rules and Regulations made there under to the extent of:
- External Commercial Borrowings were not attracted to the Company under the financial year under report;
  - Foreign Direct Investment (FDI) was complied by the company under the financial year under report;
  - Overseas Direct Investment by Residents in Joint Venture/Wholly Owned Subsidiary abroad was not attracted to the company under the financial year under report.
8. As per the information and explanations provided by the company, its officers, agents and authorized representatives during the conduct of Secretarial Audit, I report that the Company has not made any GDRs/ADRs or any Commercial Instrument under the financial year under report.

**I further report that: -**

- Mr. Kuchipudi Krishna Kishore, Vice Chairman and Managing Director of the company.
- Mr. Jeevan Krishna Kuchipudi, Executive Director and CFO of the company.
- Mrs. Snigdha Mothukuri, Executive Director and CEO of the company.
- Mr. Nageswar Rao Yarlagadda, Executive Director of the company.
- Ms. Sharvari Swapnil Shinde as company secretary and Compliance officer of the company.
- The Company has Internal Auditors namely M/s. K P & Associates, Chartered Accountants, Hyderabad.
- The website of the Company contains policies as specified by SEBI (Listing Obligation and Disclosure Requirements) Regulations, 2015 and the provisions of Companies Act, 2013.
- The Board of Directors of the Company is duly constituted with proper balance of Executive Directors, Non-Executive Directors and Independent Directors. The changes in the composition of the Board of Directors that took place during the period under review were carried out in compliance with the provisions of the Act.
- Adequate notice of board meeting is given to all the directors along with agenda at least seven days in advance, and a system exists for seeking and obtaining further information and clarifications on the agenda items before the meeting and meaningful participation at the meeting.
- As per the minutes of the meeting duly recorded and signed by the Chairman, the decisions of the Board were unanimous and no dissenting views have been recorded.
- The Company has not undertaken event/action having a major bearing on the company's affairs in pursuance of the above referred laws, rules, regulations, guidelines, standards etc. other than those already disclosed to Stock Exchange i.e., BSE.
- There are adequate systems and processes in the company commensurate with the size and operations of the company to monitor and ensure compliance with applicable laws, rules, regulations and guidelines.

**Annexure- A to Secretarial Audit Report**

To

The Members of

M/s. Jeevan Scientific Technology Limited

My report of even date is to be read along with this letter.

1. Maintenance of secretarial records is the responsibility of the management of the Company. Our responsibility is to express an opinion on these secretarial records based on our audit.
2. I have followed the audit practices and processes as were appropriate to obtain reasonable assurance about the correctness of the secretarial records. The verification was done on test basis to ensure that correct facts are reflected in secretarial records. I believe that the processes and practices I followed provide a reasonable basis for our opinion.
3. I have relied on the reports given by the concerned professionals in verifying the correctness and appropriateness of financial records and books of accounts of the company.
4. Where ever required, I have obtained the Management representation about the compliance of laws, rules and regulations and happening of events etc.
5. The compliance of provisions of Corporate and other applicable laws, rules, regulations, standards is the responsibility of management. Our examination was limited to the verification of procedures on test basis.
6. The secretarial Audit report is neither an assurance as to future viability of the company nor of the efficacy or effectiveness with which the management has conducted the affairs of the company.

**Sd/-**  
**Aakanksha**  
**Practicing Company Secretary**  
**M.No.49041 & C.P. No. 20064**  
**UDIN: A049041E000795160**  
**Peer Review Certificate No.: 3363/2023**

**Date: 12.08.2023**  
**Place: Hyderabad**

**Date: 12.08.2023**  
**Place: Hyderabad**

**Sd/-**  
**Aakanksha**  
**Practicing Company Secretary**  
**M.No.49041 & C.P. No. 20064**  
**UDIN: A049041E000795160**  
**Peer Review Certificate No.: 3363/2023**

## Annexure II

## CORPORATE GOVERNANCE

In accordance with Regulation 34 (3) read with Schedule V of SEBI (Listing Obligations and Disclosure Requirements) Regulations, 2015 the report containing the details of Corporate Governance systems and processes at Jeevan Scientific Technology Limited ("Jeevan") as follows:

## 1. COMPANY'S PHILOSOPHY ON CORPORATE GOVERNANCE:

Company's endeavor is to maximize shareholder value. Jeevan is committed to adopt best governance practices and its adherence in true spirit at all times. It has strong legacy of fair, transparent and ethical governance practices.

Company has adopted a code of conduct which is applicable to all employees and is posted on the website of the Company. The Company also has in place a code for preventing insider trading.

Company is fully compliant with the requirements of the listing regulations and applicable corporate governance norms and is committed to ensuring compliance with all modifications within the prescribed time.

## BOARD DIVERSITY:

The Company recognizes and embraces the importance of a diverse Board in its success. We believe that a truly diverse Board will leverage differences in thought, perspective, knowledge, skill, regional and industry experience, cultural and geographical background, age, ethnicity, race and gender, which will help us, retain our competitive advantage. The Board has adopted the Board Diversity Policy which sets out the approach to diversity of the Board of Directors. The Board Diversity Policy is available on our website, [www.jeevanscientific.com](http://www.jeevanscientific.com).

## 'JEEVAN' CODE OF CONDUCT FOR THE PREVENTION OF INSIDER TRADING:

The Board of Directors has adopted the Insider Trading Policy in accordance with the requirements of the SEBI (Prohibition of Insider Trading) Regulation, 2015. The Insider Trading Policy of the Company lays down guidelines and procedures to be followed, and disclosures to be made while dealing with shares of the Company. The policy has been formulated to regulate, monitor and ensure reporting of dealings by employees and to maintain the highest ethical standards of dealing in Company securities.

The Insider Trading Policy of the Company covering code of practices and procedures for fair disclosure of unpublished price sensitive information and code of conduct for the prevention of insider trading, is available on our website [www.jeevanscientific.com](http://www.jeevanscientific.com).

## 2. BOARD OF DIRECTORS

## (a) COMPOSITION AND CATEGORY OF DIRECTORS:

The composition of the Board of Directors of the company is an appropriate combination of executive and non-executive Directors with right element of independence. As on March 31, 2023, the Company's Board comprises of ten Directors. There are four (4) Executive Directors including woman Director, 2 (two) Non-Executive Directors and 4 (four) Independent Directors. In terms of clause 17(1) (b) of SEBI (LODR) Regulations, 2015, the Company is required to have one third of total Directors as Independent Directors. The non-executive Directors are appointed or re-appointed based on the recommendation of the Nomination & Remuneration Committee which considers their overall experience, expertise and industry knowledge. One third of the Directors other than Independent Directors, are liable to retire by rotation every year and are eligible for reappointment, subject to approval by the shareholders.

## (b) ATTENDANCE AND DIRECTORSHIPS HELD:

As mandated by the SEBI (LODR) Regulations, 2015, none of the Directors are members of more than ten Board-level committees nor are they chairman of more than five committees in which they are members. Further all the Directors have confirmed that they do not serve as an independent director in more than seven listed companies or where they are whole-time directors in any listed company, then they do not serve as independent director in more than three listed companies.

The names and categories of the Directors on the Board, their attendance at Board meeting during the year and at last Annual General Meeting, as also the number of Directorships and Committee memberships held by them in other companies are shown in Table 1.

## (c) NO. OF MEETINGS OF THE BOARD OF DIRECTORS HELD AND DATES ON WHICH HELD:

Date of the Board Meetings: The Board of Directors duly met 6 (Six) times on 20.04.2022, 30.05.2022, 12.08.2022, 11.11.2022, 08.02.2023 and 27.03.2023.

Table-1								
Name of Director	Relationship with other Directors	Category	No. of Meetings Held	No. of Meetings Attended	Whether Attended Last AGM (29.09.2022)	No. of Outside Directorship	No. of Outside Committee Memberships	No. of Outside Committee Chairmanships
Mr. S.S.R Koteswara Rao	None	ID & NED	6	6	Yes	6	-	-
Mr. K. Krishna Kishore	Father of Jeevan Krishna Kuchipudi and Father in law of Mrs. Snigdha Mothukun	P & MD	6	6	Yes	4	-	-
Mrs. Snigdha Mothukuri	wife of Mr. Jeevan Krishna Kuchipudi and Daughter in law of Mr. K. Krishna Kishore	P & ED & CEO	6	5	Yes	-	-	-
Mr. T. Ravi Babu	None	P&NED	6	5	Yes	-	-	-
Mr. G. Bhanu Prakash	None	ID & NED	6	5	Yes	3	-	-
*Mr. K. Rama Krishna Prasad	None	NED	6	5	Yes	-	-	-

Mr. Jeevan Krishna Kuchipudi	Son of Krishna Kishore Kuchipudi and husband of Mrs. Snigdha Mothukuri	P& ED	6	5	Yes	1	-	-
Mr. Y. Nageswar Rao	None	ED	6	5	Yes	1	-	-
Mr. B. Suryaprakasa Rao	None	ID & NED	6	6	Yes	2	2	1
Mr. G. Venkata Subba Rao	None	ID & NED	6	5	NA	3	0	0
**Mr. Divakar Atluri	None	NED	0	0	NA	11	1	1

\*Resigned w.e.f. 12.08.2023

\*\*Appointed w.e.f. 14.08.2023

ID -Independent Director

P- Promoter

NED – Non- Executive Director

ED – Executive Director

MD – Managing Director

**(d) THE NAME OF OTHER LISTED ENTITIES WHERE DIRECTORS OF THE COMPANY ARE DIRECTORS AND THE CATEGORY OF DIRECTORSHIP**

Table-2		
Name of Director	Other Listed Entities in which concern Director is Director	Category of Directorship
Mr. S. S. R. Koteswara Rao	NIL	--
Mr. K. Krishna Kishore	NIL	--
Mr. Y. Nageswar Rao	NIL	--
Mr. T. Ravi Babu	NIL	--
Mr. G. Bhanu Prakash	NIL	--
*Mr. K. Rama Krishna Prasad	NIL	--
Ms. Snigdha Mothukuri	NIL	--
Mr. K. Jeevan Krishna	NIL	--
Mr. B. Suryaprakasa Rao	1.Samsrita Labs Limited	Independent Director
	2.Bandaram Pharma Packtech Limited	Independent Director
Mr. G. Venkata Subba Rao	NIL	--
**Mr. Divakar Atluri	Tera Software Limited	Independent Director

\*Resigned w.e.f. 12.08.2023

\*\*Appointed w.e.f. 14.08.2023

**(e) SKILLS / EXPERTISE / COMPETENCIES OF THE BOARD OF DIRECTORS;**

The following is the list of core skills / expertise / competencies identified by the Board of Directors as required in the context of the Company's business and that the said skills are available with the Board Members:

S. No.	Name of the Director	Skills / Expertise / Competence of the Board of Directors are required in the context of business of the Company
1.	Mr. S.S.R Koteswara Rao	Finance, Accounts, Taxation
2.	Mr. K. Krishna Kishore	Management, Healthcare, Pharma, Finance and Operations
3.	Mr. Jeevan Krishna Kuchipudi	Operations, Finance, Health Care and Information Technology
4.	Mrs. Snigdha Mothukuri	Management, Healthcare, Pharma and Operations
5.	Mr. T. Ravi Babu	Advertising and Consulting
6.	Mr. G. Bhanu Prakash	Operations, Marketing, sales, distribution and general management
7.	Mr. Y. Nageswar Rao	Management, Operations, Finance, Marketing and Administration
8.	*Mr. K. Rama Krishna Prasad	Civil and Engineering
9.	Mr. Suryaprakasa Rao Bommiseti	Finance, Accounts
10.	Dr. G.V. Subbarao	Technocrat in Pharmaceutical Sciences
11.	**Mr. Divakar Atluri	Finance, Accounts, Taxation

\*Resigned w.e.f. 12.08.2023

\*\*Appointed w.e.f. 14.08.2023

**(f) NUMBER OF SHARES AND CONVERTIBLE INSTRUMENTS HELD BY NON- EXECUTIVE DIRECTORS:**

Mr. T. Ravi Babu, Non-executive director has a pecuniary relationship to the extent of 3,93,200 Equity shares held by him in the company and Mr. K. Rama Krishna Prasad, Non-executive director of the Company has a pecuniary relationship to the extent of 3,00,000 Equity shares held by him in the company.

**(g) FULL INFORMATION PROVIDED TO THE DIRECTORS TRANSPERANTLY FOR EFFICIENT DECISION MAKING:**

The Board has complete access to all information of the Company and is regularly provided advanced detailed information as a part of the agenda papers or is tabled therein. In addition, detailed quarterly performance report by the Managing Director is presented in the quarterly Board meeting, encompassing all facets of the Company's operations during the quarter, including update of key projects, outlook and matters relating to environment, health & safety, corporate social responsibility etc.

**(h) FAMILIARISATION PROGRAMME FOR INDEPENDENT DIRECTORS:**

Independent Directors are familiarized about the Company's operations and businesses. Interaction with the Business heads and key executives of the Company is also facilitated. Detailed presentations on important policies of the Company is also made to the directors. Direct meetings with the Chairman is further facilitated to familiarize the incumbent Director about the Company/its businesses and the group practices.

The details of familiarisation programme held in FY 2022-23 are also disclosed on the Company's website i.e., <http://www.jeevanscientific.com>.

**(i) DECLARATION BY INDEPENDENT DIRECTORS**

All the Independent Directors have confirmed that they meet the criteria of independence as mentioned under Regulation 16(1)(b) of the SEBI (Listing Obligations and Disclosure Requirements), 2015 read with Section 149(6) of the Act.



**(j) DECLARATION BY BOARD:**

The Board has confirmed that in its opinion, the independent directors fulfil the conditions specified in these regulations and are independent of the management.

**(k) RESIGNATION OF INDEPENDENT DIRECTOR**

During the year under review, no independent director has Resigned.

**Performance Evaluation of Board, Committees and Directors:**

Pursuant to provisions of Regulation 17(10) of the SEBI Listing Regulations and the provisions of the Act, an annual Board evaluation was conducted for FY 2022-23 on March 27, 2023, including the following:

- i. Evaluation of IDs by the entire Board was undertaken, based on their performance and fulfillment of the independence criteria prescribed under the Act and SEBI Listing Regulations; and
- ii. Evaluation of the Board of Directors, its committees and individual Directors, including the role of the Board Chairman.

An IDs' meeting, in accordance with the provisions of Section 149(8) read with Schedule IV of the Act and Regulation 25(3) and 25(4) of the SEBI Listing Regulations, was convened on March 27, 2023, mainly to review the performance of Directors and the Chairman & Managing Director as also the Board as a whole. All IDs were present at the said meeting.

- (i) Board: Composition, responsibilities, stakeholder value and responsibility, Board development, diversity, governance, leadership, directions, strategic input, etc.
- (ii) Executive Directors: Skill, knowledge, performance, compliances, ethical standards, risk mitigation, sustainability, strategy formulation and execution, financial planning & performance, managing human relations, appropriate succession plan, external relations including CSR, community involvement and image building, etc.
- (iii) Independent Directors: Participation, managing relationship, ethics and integrity, Objectivity, brining independent judgement, time devotion, protecting interest of minority shareholders, domain knowledge contribution, etc.
- (iv) Chairman: Managing relationships, commitment, leadership effectiveness, promotion of training and development of directors etc.
- (v) Committees: Terms of reference, participation of members, responsibilities delegated, functions and duties, objectives alignment with company strategy, composition of committee, committee meetings and procedures, management relations.

Disclosures as prescribed under SEBI circular dated May 10, 2018 are given below:

Observations of Board evaluation carried out for the year	No observations.
Previous year's observations and actions taken	Since no observations were received, no actions were taken.
Proposed actions based on current year observations	Since no observations were received, no actions were taken.

**COMMITTEES OF THE BOARD:**

The Company has the following Five Board-level Committees:

- Audit Committee
- Stakeholder Relationship Committee
- Nomination & Remuneration Committee
- Risk Management Committee
- Corporate Social Responsibility Committee.

All decisions pertaining to the constitution of Committees, appointment of members and fixing of terms of service for Committee members are taken by the Board of Directors. Details on the role and composition of these Committees, including the number of meetings held during the financial year and the related attendance are provided in this report below.

**2. AUDIT COMMITTEE:**

Terms of reference of Audit committee covers all the matters prescribed under Regulation 18 of the Listing Regulations and Section 177 of the Act, 2013.

**A. BRIEF DESCRIPTION OF TERMS OF REFERENCE:**

The terms of reference of the Audit Committee encompasses the requirements of Section 177 of Companies Act, 2013 and as per Regulation 18 of SEBI (LODR) Regulations, 2015 read with Schedule II thereof, inter alia, includes:

- i. oversight of the listed entity's financial reporting process and the disclosure of its financial information to ensure that the financial statement is correct, sufficient and credible;
- ii. recommendation for appointment, remuneration and terms of appointment of auditors of the listed entity;
- iii. approval of payment to statutory auditors for any other services rendered by the statutory auditors;
- iv. reviewing, with the management, the annual financial statements and auditor's report thereon before submission to the board for approval, with particular reference to:
  - a. matters required to be included in the director's responsibility statement to be included in the board's report in terms of clause (c) of sub-section (3) of Section 134 of the Companies Act, 2013;
  - b. changes, if any, in accounting policies and practices and reasons for the same;
  - c. major accounting entries involving estimates based on the exercise of judgment by management;
  - d. significant adjustments made in the financial statements arising out of audit findings;
  - e. compliance with listing and other legal requirements relating to financial statements;
  - f. disclosure of any related party transactions;
  - g. modified opinion(s) in the draft audit report;
  - v. reviewing, with the management, the quarterly financial statements before submission to the board for approval;
  - vi. reviewing, with the management, the statement of uses / application of funds raised through an issue (public issue, rights issue, preferential issue, etc.), the statement of funds utilized for purposes other than those stated in the offer document / prospectus / notice and the report submitted by the monitoring agency monitoring the utilisation of proceeds of a 380[public issue or rights issue or preferential issue or qualified institutions placement], and making appropriate recommendations to the board to take up steps in this matter;
  - vii. reviewing and monitoring the auditor's independence and performance, and effectiveness of audit process;

- viii. approval or any subsequent modification of transactions of the listed entity with related parties;
- ix. scrutiny of inter-corporate loans and investments;
- x. valuation of undertakings or assets of the listed entity, wherever it is necessary;
- xi. evaluation of internal financial controls and risk management systems;
- xii. reviewing, with the management, performance of statutory and internal auditors, adequacy of the internal control systems;
- xiii. reviewing the adequacy of internal audit function, if any, including the structure of the internal audit department, staffing and seniority of the official heading the department, reporting structure coverage and frequency of internal audit;
- xiv. discussion with internal auditors of any significant findings and follow up there on;
- xv. reviewing the findings of any internal investigations by the internal auditors into matters where there is suspected fraud or irregularity or a failure of internal control systems of a material nature and reporting the matter to the board;
- xvi. discussion with statutory auditors before the audit commences, about the nature and scope of audit as well as post-audit discussion to ascertain any area of concern;
- xvii. to look into the reasons for substantial defaults in the payment to the depositors, debenture holders, shareholders (in case of non-payment of declared dividends) and creditors;
- xviii. to review the functioning of the whistle blower mechanism;
- xix. approval of appointment of chief financial officer after assessing the qualifications, experience and background, etc. of the candidate;
- xx. Carrying out any other function as is mentioned in the terms of reference of the audit committee.
- xxi. reviewing the utilization of loans and/ or advances from/investment by the holding company in the subsidiary exceeding rupees 100 crore or 10% of the asset size of the subsidiary, whichever is lower including existing loans / advances / investments existing as on the date of coming into force of this provision.
- xxii. consider and comment on rationale, cost-benefits and impact of schemes involving merger, demerger, amalgamation etc., on the listed entity and its shareholders.
- xxiii. Carrying out any other function as may be referred to the Committee by the Board.
- xxiv. Authority to review / investigate into any matter covered by Section 177 of the Companies Act, 2013 and matters specified in Part C of Schedule II of the Listing Regulations.

**B. THE AUDIT COMMITTEE SHALL MANDATORILY REVIEW THE FOLLOWING INFORMATION:**

- i. management discussion and analysis of financial condition and results of operations;
- ii. management letters / letters of internal control weaknesses issued by the statutory auditors;
- iii. internal audit reports relating to internal control weaknesses; and
- iv. the appointment, removal and terms of remuneration of the chief internal auditor shall be subject to review by the audit committee.
- v. statement of deviations:
- vi. quarterly statement of deviation(s) including report of monitoring agency, if applicable, submitted to stock exchange(s) in terms of Regulation 32(1).
- vii. annual statement of funds utilized for purposes other than those stated in the offer document/prospectus/notice in terms of Regulation 32(7).

**C. COMPOSITION, MEETINGS & ATTENDANCE:**

There were Six (6) Audit Committee Meetings held during the year on 20.04.2022, 30.05.2022, 12.08.2022, 11.11.2022, 08.02.2023 and 27.03.2023.

Name	Designation	Category	No of Meetings held during the tenure	No. of meeting attended
Mr. Suryaprakasa Rao Bommiseti	Chairman	ID	6	6
*Mr. SSR Koteswara Rao	Member	ID	6	6
Mr. G. Bhanu Prakash	Member	ID	6	5
**Mr. Kakarala Rama Krishna Prasad	Member	NED	6	4
#Mr. G.V. Subbarao	Member	ID	-	-
#Mr. Divakar Atluri	Member	NED	-	-

\*Due to retire as director on 29.09.2023 and reconstituted the committee w.e.f. 14.08.2023

\*\* Resigned as director w.e.f. 12.08.2023

# Appointed as member w.e.f. 14.08.2023

ID: Independent Director

NED : Non-Executive Director

Previous Annual General Meeting of the Company was held on 29.09.2022 and Mr. Suryaprakasa Rao Bommiseti, Chairman of the then Audit Committee attended previous AGM.

**3. NOMINATION AND REMUNERATION COMMITTEE:**

**A. BRIEF DESCRIPTION OF TERMS OF REFERENCE**

- i. Formulation of the criteria for determining qualifications, positive attributes and independence of a director and recommend to the board of directors a policy relating to, the remuneration of the directors, key managerial personnel and other employees;
- ii. For every appointment of an independent director, the Nomination and Remuneration Committee shall evaluate the balance of skills, knowledge and experience on the Board and on the basis of such evaluation, prepare a description of the role and capabilities required of an independent director. The person recommended to the Board for appointment as an independent director shall have the capabilities identified in such description. For the purpose of identifying suitable candidates, the Committee may:
  - a. use the services of an external agencies, if required;
  - b. consider candidates from a wide range of backgrounds, having due regard to diversity; and
  - c. consider the time commitments of the candidates.
- iii. formulation of criteria for evaluation of performance of independent directors and the board of directors;
- iv. devising a policy on diversity of board of directors;
- v. identifying persons who are qualified to become directors and who may be appointed in senior management in accordance with the criteria laid down, and recommend to the board of directors their appointment and removal.
- vi. whether to extend or continue the term of appointment of the independent director, on the basis of the report of performance evaluation of independent directors.

**B. COMPOSITION OF THE COMMITTEE, MEETINGS AND ATTENDANCE DURING THE YEAR:**

There were five (5) Nomination and Remuneration Committee Meetings held during the financial year on 30.05.2022,03.08.2022, 12.08.2022, 11.11.2022 and 08.02.2023.

Name	Designation	Category	No of Meetings held during the tenure	No. of meeting attended
*Mr. G. Venkata Subba Rao	Chairman	ID	5	5
**Mr. S.S.R. Koteswara Rao	Member	ID	5	5
#Mr. Suryaprakasa Rao Bommisetti	Chairman	ID	5	5
##Mr. Kakarala Rama Krishna Prasad	Member	NED	5	4
^Mr. Divakar Atluri	Member	NED	-	-

\*As a part of reconstitution appointed as member w.e.f. 14.08.2023

\*\* Due to retire as director on 29.09.2023 and reconstituted the committee w.e.f. 14.08.2023

# Appointed as Chairman w.e.f. 14.08.2023

## Resigned as Director w.e.f. 12.08.2023

^ Appointed as Member w.e.f. 14.08.2023

NED : Non-Executive Director

ID: Independent Director

**C. PERFORMANCE EVALUATION CRITERIA FOR INDEPENDENT DIRECTORS:**

The performance evaluation criteria for Independent Directors are already mentioned under the head "Board Evaluation" in Directors' Report.

**POLICY FOR SELECTION OF DIRECTORS AND DETERMINING DIRECTORS' INDEPENDENCE:****1. Scope:**

This policy sets out the guiding principles for the Nomination & Remuneration Committee for identifying persons who are qualified to become Directors and to determine the independence of Directors, in case of their appointment as independent Directors of the Company.

**2. Terms and References:**

2.1 "Director" means a director appointed to the Board of a Company.

2.2 "Nomination and Remuneration Committee means the committee constituted in accordance with the provisions of Section 178 of the Companies Act, 2013 and Regulation 19 of SEBI (Listing Obligations and Disclosure Requirements) Regulations, 2015.

2.3 "Independent Director" means a Director referred to in sub-Section (6) of Section 149 of the Companies Act, 2013 and Regulation 16 of SEBI (Listing Obligations and Disclosure Requirements) Regulations, 2015.

**3. Policy:**

Qualifications and criteria

3.1.1 The Nomination and Remuneration Committee, and the Board, shall review on annual basis, appropriate skills, knowledge and experience required of the Board as a whole and its individual members. The objective is to have a board with diverse background and experience that are relevant for the Company's operations.

3.1.2 In evaluating the suitability of individual Board member the NR Committee may take into account factors, such as:

- General understanding of the Company's business dynamics, global business and social perspective;
- Educational and professional background
- Standing in the profession;
- Personal and professional ethics, integrity and values;
- Willingness to devote sufficient time and energy in carrying out their duties and responsibilities effectively.

3.1.3 The proposed appointee shall also fulfil the following requirements:

- shall possess a Director Identification Number;
- shall not be disqualified under the companies Act, 2013;
- shall Endeavour to attend all Board Meeting and Wherever he is appointed as a Committee Member, the Committee Meeting;
- shall abide by the code of Conduct established by the Company for Directors and senior Management personnel;
- shall disclose his concern or interest in any Company or companies or bodies corporate, firms, or other association of individuals including his shareholding at the first meeting of the Board in every financial year and thereafter whenever there is a change in the disclosures already made;
- Such other requirements as any prescribed, from time to time, under the Companies Act, 2013, Regulation 19 of SEBI (Listing Obligations and Disclosure Requirements) Regulations, 2015 and other relevant laws.

3.1.4 The Nomination & Remuneration Committee shall evaluate each individual with the objective of having a group that best enables the success of the Company's business.

**3.2 Criteria of Independence**

3.2.1 The Nomination & Remuneration Committee shall assess the independence of Directors at time of appointment/ re-appointment and the Board shall assess the same annually. The Board shall re-assess determinations of independence when any new interest or relationships are disclosed by a Director.

3.2.2 The criteria of independence shall be in accordance with the guidelines as laid down in Companies Act, 2013 and Regulation 16 of SEBI (Listing Obligations and Disclosure Requirements) Regulations, 2015.

An independent Director in relation to a Company, means a director other than a managing Director or a whole-time Director or a nominee Director

- who, in the opinion of the board of directors, is a person of integrity and possesses relevant expertise and experience;
- who is or was not a promoter of the listed entity or its holding, subsidiary or associate company [or member of the promoter group of the listed entity];
- who is not related to promoters or directors in the listed entity, its holding, subsidiary or associate company;
- who, apart from receiving director's remuneration, has or had no material pecuniary relationship with the listed entity, its holding, subsidiary or associate company, or their promoters, or directors, during the 68[three] immediately preceding financial years or during the current financial year;
- none of whose relatives—

- a. is holding securities of or interest in the listed entity, its holding, subsidiary or associate company during the three immediately preceding financial years or during the current financial year of face value in excess of fifty lakh rupees or two percent of the paid-up capital of the listed entity, its holding, subsidiary or associate company, respectively, or such higher sum as may be specified;
- b. is indebted to the listed entity, its holding, subsidiary or associate company or their promoters or directors, in excess of such amount as may be specified during the three immediately preceding financial years or during the current financial year;
- c. has given a guarantee or provided any security in connection with the indebtedness of any third person to the listed entity, its holding, subsidiary or associate company or their promoters or directors, for such amount as may be specified during the three immediately preceding financial years or during the current financial year; or
- d. has any other pecuniary transaction or relationship with the listed entity, its holding, subsidiary or associate company amounting to two percent or more of its gross turnover or total income: Provided that the pecuniary relationship or transaction with the listed entity, its holding, subsidiary or associate company or their promoters, or directors in relation to points (A) to (D) above shall not exceed two percent of its gross turnover or total income or fifty lakh rupees or such higher amount as may be specified from time to time, whichever is lower.]
- vi. who, neither himself ["/herself], nor whose relative(s) —
- a. holds or has held the position of a key managerial personnel or is or has been an employee of the listed entity or its holding, subsidiary or associate company [or any company belonging to the promoter group of the listed entity,] in any of the three financial years immediately preceding the financial year in which he is proposed to be appointed:
- [Provided that in case of a relative, who is an employee other than key managerial personnel, the restriction under this clause shall not apply for his / her employment.]
- b. is or has been an employee or proprietor or a partner, in any of the three financial years immediately preceding the financial year in which he is proposed to be appointed, of —
- (i) a firm of auditors or company secretaries in practice or cost auditors of the listed entity or its holding, subsidiary or associate company; or
- (ii) any legal or a consulting firm that has or had any transaction with the listed entity, its holding, subsidiary or associate company amounting to ten per cent or more of the gross turnover of such firm;
- c. holds together with his relatives two per cent or more of the total voting power of the listed entity; or
- d. is a chief executive or director, by whatever name called, of any non-profit organisation that receives twenty-five per cent or more of its receipts or corpus from the listed entity, any of its promoters, directors or its holding, subsidiary or associate company or that holds two per cent or more of the total voting power of the listed entity;
- e. is a material supplier, service provider or customer or a lessor or lessee of the listed entity;
- vii. who is not less than 21 years of age.
- viii. who is not a non-independent director of another company on the board of which any non-independent director of the listed entity is an independent director:
- 3.2.3 The independent Director shall abide by the "code for independent Directors" as specified in Schedule IV to the companies Act, 2013.
- 3.3 Other Directorships/ Committee Memberships
- 3.3.1 The Board members are expected to have adequate time and expertise and experience to contribute to effective Board performance Accordingly, members should voluntarily limit their Directorships in other listed public limited companies in such a way that it does not interfere with their role as Director of the Company. The NR Committee shall take into account the nature of, and the time involved in a director service on other Boards, in evaluating the suitability of the individual Director and making its recommendations to the Board.

- 3.3.2 A Director shall not serve as Director in more than 20 companies of which not more than 10 shall be public limited companies.
- 3.3.3 A Director shall not serve as an independent Director in more than 7 listed companies and not more than 3 listed companies in case he is serving as a whole-time Director in any listed Company.
- 3.3.4 A Director shall not be a member in more than 10 committee or act as chairman of more than 5 committee across all companies in which he holds Directorships.

For the purpose of considering the limit of the committee, Audit committee and stakeholder's relationship committee of all public limited companies, whether listed or not, shall be included and all other companies including private limited companies, foreign companies and companies under Section 8 of the companies Act, 2013 shall be excluded.

Remuneration policy for Directors, key managerial personnel and other employees:

The objectives of the remuneration policy are to motivate Directors to excel in their performance, recognize their contribution and retain talent in the organization and reward merit.

The remuneration levels are governed by industry pattern, qualifications and experience of the Directors, responsibilities shouldered and individual performance.

Remuneration policy for Directors, key managerial personnel and other employees

#### 1. Scope:

- 0.1 This policy sets out the guiding principles for the Nomination and Remuneration committee for recommending to the Board the remuneration of the Directors, key managerial personnel and other employees of the Company.

#### 2. Terms and Reference:

In this policy the following terms shall have the following meanings:

- 2.1 "Director" means a Director appointed to the Board of the Company.
- 2.2 "key managerial personnel" means
- (i) The Chief Executive Officer or the managing Director or the manager;
- (ii) The Company Secretary;
- (iii) The Whole-time Director;
- (iv) The Chief Financial Officer; and
- (v) Such other office as may be prescribed under the companies Act, 2013
- 2.3 "Nomination and Remuneration committee" means the committee constituted by Board in accordance with the provisions of Section 178 of the companies Act, 2013, clause 49 of the Equity Listing Agreement and Regulation 19 of SEBI (Listing Obligations and Disclosure Requirements) Regulations, 2015.
3. Policy:
- 3.1 Remuneration to Executive Director and key managerial personnel
- 3.1.1 The Board on the recommendation of the Nomination and Remuneration (NR)
- 3.1.2 The Board on the recommendation of the NR committee shall also review and approve the remuneration payable to the key managerial personnel of the Company.
- 3.1.3 The remuneration structure to the Executive Director and key managerial personnel shall include the following components:

- (i) Basic pay
  - (ii) Perquisites and Allowances
  - (iii) Stock Options
  - (iv) Commission (Applicable in case of Executive Directors)
  - (v) Retrial benefits
  - (vi) Annual performance Bonus
- 3.1.4 The Annual plan and Objectives for Executive committee shall be reviewed by the NR committee and Annual performance bonus will be approved by the committee based on the achievement against the Annual plan and Objectives.
- 3.2 Remuneration to Non – Executive Directors
- 3.2.1 The Board, on the recommendation of the NR Committee, shall review and approve the remuneration payable to the Non – Executive Directors of the Company within the overall limits approved by the shareholders as per the provisions of the Companies Act.
- 3.2.2 Non – Executive Directors shall be entitled to sitting fees attending the meetings of the Board and the Committees thereof. The Non- Executive Directors shall also be entitled to profit related commission in addition to the sitting fees.
- 3.3. Remuneration to other employees
- 1.3.1. Employees shall be assigned grades according to their qualifications and work experience, competencies as well as their roles and responsibilities in the organization. Individual remuneration shall be determined within the appropriate grade and shall be based on various factors such as job profile skill sets, seniority, experience and prevailing remuneration levels for equivalent jobs.

#### C. MECHANISM FOR EVALUATION OF THE BOARD

Evaluation of all Board members is performed on an annual basis. The evaluation is performed by the Board and Independent Directors with specific focus on the performance and effective functioning of the Board and Individual Directors.

In line with Securities and Exchange Board of India Circular No. SEBI/ HO/ CFD/ CMD/ CIR/ P/ 2017/ 004, dated January 5, 2017 and the Companies Amendment Act, 2017 the Company adopted the recommended criteria by Securities and Exchange Board of India.

The Directors were given five Forms for evaluation of the following:

- (i) Evaluation of Board;
- (ii) Evaluation of each Committee of the Board;
- (iii) Evaluation of Independent Directors;
- (iv) Evaluation of Chairperson; and
- (v) Evaluation of Managing Director and Whole-time Director

**The Directors were requested to give following ratings for each criteria:**

1. Could do more to meet expectations;
2. Meets expectations; and

3. Exceeds expectations.

The Directors have sent the duly filled forms to the Board. Based on the evaluation done by the Directors, the report on Evaluation was submitted to the Board. And based on the report, the Board of Directors has informed that the performance of Directors is satisfactory.

#### OTHER DIRECTORSHIPS/ COMMITTEE MEMBERSHIPS:

- 5.1 The Board members are expected to have adequate time and expertise and experience to contribute to effective Board performance. Accordingly, members should voluntarily limit their directorships in other listed public limited companies in such a way that it does not interfere with their role as director of the company. The NR Committee shall take into account the nature of and the time involved in a director's service on other Boards, in evaluating the suitability of the individual Director and making its recommendations to the Board.
- 5.2 Director shall not serve as director in more than 20 companies of which not more than 10 shall be public limited companies.
- 5.3 Director shall not serve as an independent Director in more than 7 listed companies and not more than 3 listed companies in case he is serving as a whole-time Director in any listed company.
- 5.4 Director shall not be a member in more than 10 committees or act as chairman of more than 5 committees across all companies in which he holds directorships.

For the purpose of considering the limit of the committee, Audit committee and stakeholder's relationship committee of all public limited companies, whether listed or not, shall be included and all other companies including private limited companies, foreign companies and companies under section 8 of the companies Act, 2013 shall be excluded.

#### 4. STAKEHOLDER'S RELATIONSHIP COMMITTEE:

##### A. BRIEF DESCRIPTION OF TERMS OF REFERENCE:

The Committee's role includes:

- i. Resolving the grievances of the security holders of the Company including complaints related to transfer/transmission of shares, non-receipt of annual report, non-receipt of declared dividends, issue of new/duplicate certificates, general meetings etc;
- ii. Review of measures taken for effective exercise of voting rights by shareholders;
- iii. Review of adherence to the service standards adopted by the Company in respect of various services being rendered by the Registrar & Share Transfer Agent;
- iv. Review of the various measures and initiatives taken by the Company for reducing the quantum of unclaimed dividends and ensuring timely receipt of dividend warrants/annual reports/statutory notices by the shareholders of the company;
- v. Such other matter as may be specified by the Board from time to time.
- vi. Authority to review / investigate into any matter covered by Section 178 of the Companies Act, 2013 and matters specified in Part D of Schedule II of the Listing Regulations.



**B. COMPOSITION OF THE COMMITTEE, MEETINGS AND ATTENDANCE DURING THE YEAR:**

There was one (1) Stakeholders' relationship Committee Meeting held during the year and it was held on 27.03.2023.

Name	Designation	Category	No. of Meetings held	No. of meeting attended
Mr. G. Bhanu Prakash	Chairman	ID	1	1
*Mr. S.S.R Koteswara Rao	Member	ID	1	1
**Mr. K. Rama Krishna Prasad	Member	NED	1	0
Mr. K. Krishna Kishore	Member	ED	1	1
#Mr. B. Suryaprakasa Rao	Member	ID	-	-
#Mr. Divakar Atluri	Member	NED	-	-

\* Due to retire as director on 29.09.2023 and reconstituted the committee w.e.f. 14.08.2023

\*\* Resigned as Director w.e.f. 12.08.2023

# Appointed as Member w.e.f. 14.08.2023

ID: Independent Director

NED: Non-Executive Director

ED: Executive Director

**C. DETAILS OF COMPLAINTS/REQUESTS RECEIVED, RESOLVED AND PENDING DURING THE YEAR 2022-23:**

Opening balance	Received during the year	Resolved during the year	Closing balance
00	01	01	00

**D. NAME AND DESIGNATION OF COMPLIANCE OFFICER:**

Ms. Sharvari Swapnil Shinde, Company Secretary is the Compliance Officer of the company.

**5. CORPORATE SOCIAL RESPONSIBILITY COMMITTEE:**

The Committee comprises of Directors including two Independent Directors as constituted by the Board to:

- Formulate and recommend to the Board, a Corporate Social Responsibility Policy which shall indicate the activities to be undertaken by the Company as specified in Schedule VII of the Act;
- Recommend the amount of expenditure to be incurred on the activities referred to in clause (a); and
- Monitor the Corporate Social Responsibility Policy of the Company from time to time.

The CSR Policy is uploaded on the Company's website as required under the provisions of Section 135 of the Act and Rule 9 of the Companies (Corporate Social Responsibility Policy) Rules, 2014.

**COMPOSITION OF THE COMMITTEE, MEETINGS AND ATTENDANCE DURING THE YEAR:**

One Corporate Social Responsibility Committee Meetings held during the year on 11th November 2022.

Name	Designation	Category	No. of Meetings held	No. of meeting attended
Dr. G.V. Subbarao	Chairperson	Independent Director	01	01
*Mr. S.S.R Koteswara Rao	Member	Independent Director	01	01
Mr. K. Krishna Kishore	Member	Managing Director	01	01
**Mr. B. Suryaprakasa Rao	Member	Independent Director	-	-
**Mr. Divakar Atluri	Member	Non- Executive Director	-	-

\* Due to retire as director on 29.09.2023 and reconstituted the committee w.e.f. 14.08.2023

\*\* Appointed as Member w.e.f. 14.08.2023

**6. RISK MANAGEMENT COMMITTEE:-****BRIEF DESCRIPTION OF TERMS OF REFERENCE:**

The Committee's role includes:

The role of the committee shall, inter alia, include the following:

- To formulate a detailed risk management policy which shall include:
  - A framework for identification of internal and external risks specifically faced by the listed entity, in particular including financial, operational, sectoral, sustainability, information, cyber security risks or any other risk as may be determined by the Committee.
  - Measures for risk mitigation including systems and processes for internal control of identified risks.
  - Business continuity plan.
- To ensure that appropriate methodology, processes and systems are in place to monitor and evaluate risks associated with the business of the Company;
- To monitor and oversee implementation of the risk management policy, including evaluating the adequacy of risk management systems;
- To periodically review the risk management policy, at least once in two years, including by considering the changing industry dynamics and evolving complexity;
- To keep the board of directors informed about the nature and content of its discussions, recommendations and actions to be taken;
- The appointment, removal and terms of remuneration of the Chief Risk Officer (if any) shall be subject to review by the Risk Management Committee.

**B. COMPOSITION OF THE COMMITTEE, MEETINGS AND ATTENDANCE DURING THE YEAR:**

No Meetings were held during the Financial Year 2022-23.

Name	Designation	Category
Mr. T. Ravi Babu	Chairman	NED
*Mr. K. Rama Krishna Prasad	Member	NED
Mr. K. Krishna Kishore	Member	ED
**Mr. S.S.R Koteswara Rao	Member	ID
#Mr. B. Suryaprakasa Rao	Member	ID
#Mr. G. Bhanu Prakash	Member	ID

\* Resigned as Director w.e.f. 12.08.2023

\*\*Due to retire as director on 29.09.2023 and reconstituted the committee w.e.f. 14.08.2023

#Appointed as Member w.e.f. 14.08.2023

**7. PARTICULARS OF SENIOR MANAGEMENT INCLUDING THE CHANGES THEREIN SINCE THE CLOSE OF THE PREVIOUS FINANCIAL YEAR:**

S. No	Name	Designation
1.	*Mr. Jeevan Krishna Kuchipudi	Chief Financial Officer
2.	Mr. Chakrapani Atchuta Majumdar	Chief Operating Officer
3.	Mrs. Sharvari Swapnil Shinde	Company Secretary
4.	Mr. Y. K. Naidu	Vice President - Operations
5.	Mr. K Someswara Rao	Vice -President
6.	Mr. R. Venkateswara Rao	Deputy General Manager - Finance & Accounts
7.	Mr. Ravikiran Vadlamudi	Deputy General Manager
8.	Mr. Katpali Suraj Kumar	Deputy General Manager
9.	Mr. Sunku Kashinath	Deputy General Manager
10.	**Mr. M. Srikanth Sasidhar	Chief Financial Officer

\*Appointed as Chief Financial Officer w.e.f. 16.09.2022

\*\*Resigned as Chief Financial Officer w.e.f. 16.09.2022

**8. REMUNERATION OF DIRECTORS:****a. PECUNIARY RELATIONSHIP OR TRANSACTIONS OF THE NON-EXECUTIVE DIRECTORS VIS-À-VIS THE LISTED COMPANY:**

Mr. T. Ravi Babu, Non-executive director is holding 3,93,200 Equity shares (2.54% of paid-up Capital) in the Company and Mr. K. Rama Krishna Prasad, Non-executive director of the Company is holds of 3,00,000 Equity shares (1.94% of paid-up Capital) in the Company.

**b. CRITERIA FOR MAKING PAYMENTS TO NON-EXECUTIVE DIRECTORS:****Policy:****Remuneration to Executive Director and key managerial personnel**

- 1.1 The Board on the recommendation of the Nomination and Remuneration (NR) committee shall review and approve the remuneration payable to the Executive Directors of the company in terms of approval of the General Body.
  - 1.2 The Board on the recommendation of the NR committee shall also review and approve the remuneration payable to the key managerial personnel of the Company.
  - 1.3 The remuneration structure to the Executive Directors and key managerial personnel shall include the following components:
    - (i) Basic pay
    - (ii) Perquisites and Allowances
    - (iii) Stock Options
    - (iv) Commission
    - (v) Retirement benefits
  - 1.4 The Annual plan and Objectives for Executive Directors shall be reviewed by the NR committee and Annual Performance Bonus will be approved by the committee based on the achievement against the Annual plan and Objectives.
2. Remuneration to Non – Executive Directors
- 2.1 The Board, on the recommendation of the NR Committee, shall review and approve the remuneration payable to the Non – Executive Directors of the Company within the overall limits approved by the shareholders.
  - 2.2 Non – Executive Directors shall be entitled to sitting fees attending the meetings of the Board and the Committees thereof. The Non- Executive Directors shall also be entitled to profit related commission in addition to the sitting fees.
3. Remuneration to other employees
- 3.1. Employees shall be assigned grades according to their qualifications and work experience, competencies as well as their roles and responsibilities in the organization. Individual remuneration shall be determined within the appropriate grade and shall be based on various factors such as job profile skill sets, seniority, experience and prevailing remuneration levels for equivalent jobs.

The objectives of the remuneration policy are to motivate employees to excel in their performance, recognize their contribution and retain talent in the organization and reward merit.

The remuneration levels are governed by industry pattern, qualifications and experience of the Directors, responsibilities should and individual performance.

**c. REMUNERATION TO DIRECTORS PAID DURING THE FINANCIAL YEAR 2022-2023 AND OTHER DISCLOSURES:**

Name of the Director	Salary (Rs)	Sitting Fees (Rs)	Number of Equity shares held as on 31.03.2023	Service Contracts	Stock Option Details	Fixed Component	Performance Based Incentive
Mr. K. Krishna Kishore	1,08,00,000	--	19,01,391	--	--	--	--
Mr. S.S.R Koteswara Rao	--	2,00,000	--	--	--	--	--
Mrs. Snigdha Mothukuri	48,00,000	--	72,500	--	--	--	--
Mr. T. Ravi Babu	--	1,25,000	3,93,200	--	--	--	--
Mr. G. Bhanu Prakash	--	1,75,000	3,000	--	--	--	--
Mr. K. Rama Krishna Prasad	--	1,60,000	3,00,000	--	--	--	--
Mr. Jeevan Krishna Kuchipudi	54,00,000	--	8,84,105	--	--	--	--
Mr. Nageswar Rao Yarlagadda	15,00,000	--	--	--	--	--	--
Mr. Suryaprakasa Rao Bommiseti	--	2,35,000	--	--	--	--	--
Mr. Venkata Subba Rao Guttikonda	--	1,55,000	--	--	--	--	--

**INDEPENDENT DIRECTORS' MEETING:**

As per clause 7 of the schedule IV of the Companies Act (Code for Independent Directors), a separate meeting of the Independent Directors of the Company (without the attendance of Non-Independent directors) was held on 17th March 2023, to discuss:

1. Evaluation of the performance of Non-Independent Directors and the Board of Directors as whole;
2. Evaluation of the quality, content and timelines of flow of information between the management and the Board that is necessary for the Board to effectively and reasonably perform its duties.

All the Independent Directors of the Company were present at the meeting.

As required under Regulation 34(3) read with Schedule V of SEBI (Listing Obligations and Disclosure Requirements) Regulations 2015, the company regularly familiarizes Independent Directors with the Company, their roles, rights, responsibilities in the company, nature of the industry in which the company operates, business model of the company etc. The details of the familiarization program is given at company's website (<http://www.jeevanscientific.com/>)

**9. ANNUAL GENERAL MEETINGS:**

**E. LOCATION, DATE AND TIME OF LAST THREE AGMS AND SPECIAL/ORDINARY RESOLUTIONS THERE AT AS UNDER:**

Financial Year	Date	Time	Venue	Special Resolution Passed
2021-22	29.09.2021	10.00AM	Video Conferencing and Other Audio-Visual Means	Yes
2020-21	15.09.2021	10.30AM	Video Conferencing and Other Audio-Visual Means	Yes
2019-20	29.09.2020	11.00 AM	Video Conferencing and Other Audio-Visual Means	Yes

**F. PASSING OF RESOLUTIONS BY POSTAL BALLOT**

There were no resolutions passed by the Company through Postal Ballot during the financial year 2022-23.

**G. Extraordinary General Meeting**

Two (2) Extra-ordinary General Meetings were held on 25th April, 2022 and 12th December, 2022 during the Financial Year 2022-23.

**H. SUSPENSION FROM TRADING**

There was no suspension from trading in equity shares of the Company during the year 2022-23.

**10. MEANS OF COMMUNICATION**

The Company regularly intimates its financial results, audited/limited reviewed, to the Stock Exchange, as soon as the same are taken on record/approved.

IN terms of the requirements of SEBI (Listing Obligations & Disclosures Requirements), the un-audited financial results as well as audited financial results, shareholding pattern of the Company and Corporate Governance Report are electronically submitted, unless there are technical difficulties and are displayed through Corporate Filing and Dissemination System viz., on [www.bseindia.com](http://www.bseindia.com). The un-audited financial results as well as audited financial results, shareholding pattern of the Company and Report on Corporate Governance are displayed on [www.bseindia.com](http://www.bseindia.com).

All important information and official press releases are displayed on the website for the benefit of the public at large. Analysts 'Reports/ Research Report, if any, are also uploaded on the website of the Company. The Company's website can be accessed at <http://www.jeevanscientific.com/>

**11. GENERAL SHAREHOLDER INFORMATION:**

**A. ANNUAL GENERAL MEETING:**

The 25th (Twenty Fourth) Annual General Meeting of the Company will be held as per the following schedule:

<b>Day</b>	Friday
<b>Date</b>	29th September, 2023
<b>Time</b>	10.30 A.M.
<b>Venue</b>	Through Video Conferencing / other audio video means

**B. FINANCIAL YEAR AND FINANCIAL YEAR CALENDAR 2023-24 (TENTATIVE SCHEDULE)**

The financial calendar (tentative) shall be as under:

Financial Year	2023-24
<b>First Quarterly Results</b>	14.08.2022
<b>Second Quarterly Results</b>	On or before 14.11.2023
<b>Third Quarterly Results</b>	On or before 14.02.2024
<b>Fourth Quarterly Results</b>	On or before 30.05.2024
<b>Annual General Meeting for year ending 31st March, 2024</b>	On or before 30.09.2024

**C. Dividend Payment Date:**

The Company has not paid any dividend during the year.

**D. NAME AND ADDRESS OF STOCK EXCHANGE WHERE THE COMPANY'S SECURITIES ARE LISTED:**

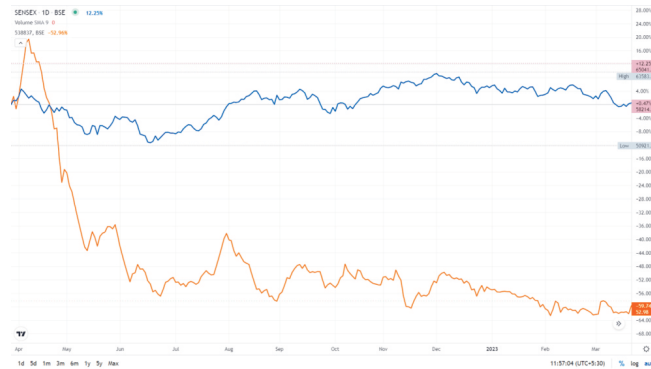
BSE Limited, Phiroze Jeejeebhoy Towers, Dalal Street, Mumbai- 400001.

**E. LISTING ON STOCK EXCHANGES:**

The equity shares of the Company are listed on BSE Ltd. The Company has paid the listing fees for the year 2023-2024 to BSE Limited.

**F. STOCK MARKET PRICE DATA: JSTL (BSE LIMITED)**

Month	Open Price	High Price	Low Price	Close Price	No. of Share Traded
Apr-22	129.9	160.5	98.5	106.25	497924
May-22	110.65	110.65	70.85	80.45	604496
Jun-22	76.45	76.45	55.55	64.05	863588
Jul-22	66.25	83.1	59	81.25	317353
Aug-22	78	82	54	54.8	400253
Sep-22	55.5	71.5	54.15	60.95	381383
Oct-22	63	75	57.65	61.1	310836
Nov-22	62.45	68	51.05	62.65	567896
Dec-22	62	67	56	59.6	269661
Jan-23	61.5	62	51	53.5	189900
Feb-23	52.8	58	46.4	49.4	380219
Mar-23	50	58.3	46.25	48.76	314247

**PERFORMANCE IN COMPARISON TO BOARD BASED INDICES:**

The price movement of the securities of the Company, by and large, is in tandem with the movement of board-based index such as BSE Sensex.

**G. REGISTRAR AND SHARE TRANSFER AGENTS:**

CIL Securities Limited,  
214, R.R Towers, C.A. Lane,  
Abids, Hyderabad – 500001  
Vide SEBI Regn. No. INR 000002276

**H. SHARE TRANSFER SYSTEM:**

The requests for effecting transfer of securities shall not be processed unless the securities are held in the dematerialised form with a depository and the transmission or transposition of securities held in physical or dematerialised form shall be effected only in dematerialised form.

Shares received for transfer by the Company or its Registrar and Share Transfer Agent in physical mode are processed and all valid transfers are approved. The share certificate(s) is/are duly transferred and dispatched within a period of 15 days from the date of receipt.

**I. DISTRIBUTION OF SHAREHOLDING AS ON 31ST MARCH, 2023:**

Category	No. of Shareholders	%	No. of Shares	%
1 - 500	5024	80.71	697028	4.50
5001 - 1000	489	7.86	400188	2.59
10001- 2000	268	4.31	409321	2.64
20001- 3000	148	2.38	376758	2.48
30001- 4000	59	0.95	212322	1.37
40001 - 5000	56	0.90	265046	1.71
50001 - 10000	71	1.14	550174	3.55
100001 & above	110	1.77	12569378	81.20
Total:	<b>6255</b>	<b>100.00</b>	<b>15480215</b>	<b>100.00</b>

**J. DEMATERIALISATION & LIQUIDITY OF SHARES:**

Trading in Company's shares is permitted only in dematerialized form for all investors. Investors are therefore advised to open a demat account with a Depository participant of their choice to trade in dematerialized form. Shares held in demat and Physical mode as on March 31, 2023 is as follows:

Particulars	No. of Shares	% Share Capital
NSDL	67,41,864	43.55
CDSL	82,40,118	53.23
Physical	4,98,233	3.22
TOTAL	1,54,80,215	100.00

To enable us to serve our investors better, we request shareholders whose shares are in the physical mode to dematerialize their shares and update their bank accounts with respective depository participants.

**K. LOCATIONS & ADDRESS FOR CORRESPONDENCE:**

Plot No. 1 & 2, Sai Krupa Enclave, Manikonda Jagir, Near Lanco Hills, Golconda Post, Hyderabad 500008

**L. LIST OF ALL CREDIT RATINGS OBTAINED BY THE ENTITY ALONG WITH ANY REVISIONS THERETO DURING THE RELEVANT FINANCIAL YEAR, FOR ALL DEBT INSTRUMENTS OF SUCH ENTITY OR ANY FIXED DEPOSIT PROGRAMME OR ANY SCHEME OR PROPOSAL OF THE LISTED ENTITY INVOLVING MOBILIZATION OF FUNDS, WHETHER IN INDIA OR ABROAD**

Since the Company has not issued any Debt Instruments or Fixed Deposit Programme, therefore company has not obtained any Credit Ratings during the Financial Year.

**M. OUTSTANDING GLOBAL DEPOSITORY RECEIPTS OR AMERICAN DEPOSITORY RECEIPTS OR WARRANTS OR ANY CONVERTIBLE INSTRUMENTS, CONVERSION DATE AND LIKELY IMPACT ON EQUITY:**

The Company has not issued these types of securities.

**N. COMMODITY PRICE RISK OR FOREIGN EXCHANGE RISK AND HEDGING ACTIVITIES:**

**NIL Charges for Monitoring Foreign Investment Limit**

**O. BOOK CLOSURE DATE:**

The date of Book Closure for the purpose of Annual General Meeting shall be from September 23, 2023 to September 29, 2023 (both days inclusive).

**P. ELECTRONIC CONNECTIVITY:**

Demat ISIN Number: INE237B01018

**Q. NATIONAL SECURITIES DEPOSITORY LIMITED**

Trade World, Kamala Mills Compound  
Senapati Bapat Marg, Lower Parel  
Mumbai – 400 013.

**R. CENTRAL DEPOSITORY SERVICES (INDIA) LIMITED**

Phiroze Jeejeebhoy Towers, 28th Floor  
Dalal Street, Mumbai – 400 023.

**S. SHAREHOLDING PATTERN AS ON 31ST MARCH, 2023:**

S. No.	CATEGORY OF SHAREHOLDER	No. of shares held	Percentage of shareholding
<b>(A)</b>	<b>PROMOTER AND PROMOTER GROUP</b>		
(1)	Indian:		
(a)	Individual	5866038	37.89
(b)	Others	85200	0.55
	<b>Sub-Total A(1) :</b>	<b>5951238</b>	<b>38.44</b>
(2)	Foreign:	--	--
(a)	Individuals	--	--
	<b>Sub-Total A(2) :</b>	<b>--</b>	<b>--</b>
	<b>Total A=A(1)+A(2)</b>	<b>5951238</b>	<b>38.44</b>
<b>(B)</b>	<b>PUBLIC SHAREHOLDING</b>		
(1)	INSTITUTIONS:	--	--
(a)	Financial Institutions /Banks	--	--
(b)	Foreign Institutional Investors	--	--
	<b>Sub-Total B(1) :</b>	<b>--</b>	<b>--</b>
(2)	NON-INSTITUTIONS:		
(a)	Bodies Corporate	97918	0.63
(b)	Individuals	7242094	46.79
(c)	Central Government /State Government	--	--
	<b>Sub-Total B(2) :</b>	<b>7340012</b>	<b>47.42</b>
<b>(C)</b>	<b>OTHERS:</b>		
(1)	HUF	34252	0.22
(2)	Employees	--	--
(3)	Clearing Members	4095	0.03
(4)	Foreign Bodies	--	--
(5)	Foreign Nationals	500000	3.23
(6)	Corporate Body - Others	--	--
(7)	NBFC	--	--
(8)	Non-Resident Indians	1650618	10.66
(9)	Trusts	--	--
	<b>Sub-Total C:</b>	<b>2188965</b>	<b>14.14</b>
	<b>GRAND TOTAL (A+B+C) :</b>	<b>15480215</b>	<b>100.00</b>



**12. OTHER DISCLOSURES:****A. DISCLOSURES ON MATERIALLY SIGNIFICANT RELATED PARTY TRANSACTIONS THAT MAY HAVE POTENTIAL CONFLICT WITH THE INTERESTS OF LISTED ENTITY AT LARGE:**

There were no material significant related party transactions made by the Company with the Promoters, Directors, Key Managerial Personnel or the Senior Management which may have a potential conflict with the interest of the Company at large.

**B. DETAILS OF NON-COMPLIANCE BY THE LISTED ENTITY, PENALTIES, STRICTURES IMPOSED ON THE LISTED ENTITY BY STOCK EXCHANGE(S) OR THE BOARD OR ANY STATUTORY AUTHORITY, ON ANY MATTER RELATED TO CAPITAL MARKETS, DURING THE LAST THREE YEARS;**

There was no penalty imposed on company by stock exchange during the year 2022-23 except a fine of Rs. 53,100/- (including GST) was levied by BSE for Non-submission of the consolidated financial results within the period prescribed under this regulation and the same was paid.

**C. WHISTLE BLOWER POLICY:**

The Company has adopted a Whistle Blower Policy and has established the necessary vigil mechanism as defined in Regulation 22 of SEBI (LODR) Regulations 2015 and in terms of Section 177 of the Companies Act, 2013.

With a view to adopt the highest ethical standards in the course of business, the Company has a whistle blower policy in place for reporting the instances of conduct which are not in conformity with the policy. Directors, employees, vendors or any person having dealings with the Company may report non-compliance to the Chairman of the Audit Committee, who reviews the report. Confidentiality is maintained of such reporting and it is ensured that the whistle blowers are not subjected to any discrimination. No person has been denied access to the Audit Committee.

**D. COMPLIANCE WITH THE MANDATORY REQUIREMENTS AND ADOPTION OF THE NON-MANDATORY REQUIREMENTS OF SEBI (LISTING OBLIGATIONS AND DISCLOSURE REQUIREMENTS) REGULATIONS, 2015**

The Company has complied with the mandatory requirements of SEBI (LODR) Regulations, 2015 and is in the process of implementation of non-mandatory requirements.

**E. WEB LINK WHERE POLICY FOR DETERMINING 'MATERIAL' SUBSIDIARIES IS DISCLOSED;**

The Company does not have any material subsidiary as defined under Listing Regulations, however, the policy for determining its 'Material' Subsidiaries was formulated and the same is available on the website of the Company <http://www.jeevanscientific.com/>.

**F. WEB LINK WHERE POLICY ON DEALING WITH RELATED PARTY TRANSACTIONS:**

In line with the requirements of the Companies Act, 2013 and Listing Regulations, your Company has formulated a Policy on Related Party Transactions which is also available on Company's Website <http://www.jeevanscientific.com/>. The Policy intends to ensure that proper reporting, approval and disclosure processes are in place for all transactions between the Company and Related Parties.

All Related Party Transactions are placed before the Audit Committee for review and approval. Prior omnibus approval is obtained for Related Party Transactions on a quarterly basis for transactions which are of repetitive nature and / or entered in the Ordinary Course of Business and are at Arm's Length. All Related Party Transactions are subjected to independent review by the statutory auditor to establish compliance with the requirements of Related Party Transactions under the Companies Act, 2013 and Listing Regulations.

All Related Party Transactions entered during the year were in Ordinary Course of the Business and on Arm's Length basis. No Material Related Party Transactions, Accordingly, the disclosure of Related Party Transactions as required under Section 134(3) (h) of the Companies Act, 2013 in Form **AOC-1** annexed as **Annexure X**

**G. DISCLOSURE OF COMMODITY PRICE RISKS AND COMMODITY HEDGING ACTIVITIES:** Not Applicable**H. DETAILS OF UTILIZATION OF FUNDS RAISED THROUGH PREFERENTIAL ALLOTMENT OR QUALIFIED INSTITUTIONS PLACEMENT AS SPECIFIED UNDER REGULATION 32 (7A).**

The Company has not raised any fund through preferential allotment or Qualified Institutional Placement during the financial year 2022-23.

**I. CERTIFICATE FROM PRACTICING COMPANY SECRETARY**

The Company has obtained certificate from Practicing Company Secretary that none of the Directors on the Board of the Company are debarred or disqualified from being appointed or continuing as Directors of Companies by the Board/Ministry of Corporate Affairs or any such authority. And the Certificate to this effect, duly signed by the Practicing Company Secretary is annexed to this Report.

**J. RECOMMENDATIONS OF COMMITTEES**

The Board has accepted and acted upon all the recommendations of the Committees.

**K. TOTAL FEES FOR ALL SERVICES PAID BY THE LISTED ENTITY AND ITS SUBSIDIARIES, ON A CONSOLIDATED BASIS, TO THE STATUTORY AUDITOR**

The Total Audit Fee for all services paid by the Company and its subsidiaries on a consolidated basis to the statutory auditor (s) is Rs. 1.75 Lakhs

**L. DISCLOSURE IN RELATION TO THE SEXUAL HARASSMENT OF WOMEN AT WORKPLACE (PREVENTION, PROHIBITION AND REDRESSAL) ACT, 2013:**

The Company has established an appropriate mechanism for dealing with complaints in relation to Sexual Harassment of Women at Workplace, in accordance with its Policy on Prevention of Sexual Harassment at Workplace ('POSH') which is available on the website of the Company. There was on Complaints received during the financial year.

**M. DISCLOSURE BY LISTED ENTITY AND ITS SUBSIDIARIES OF 'LOANS AND ADVANCES IN THE NATURE OF LOANS TO FIRMS/COMPANIES IN WHICH DIRECTORS ARE INTERESTED BY NAME AND AMOUNT**

The Company has invested Rs. 2.00 Crores in 20 lakhs Equity Shares Rs.10/- each Nayas Laboratories Private Limited, Subsidiary of the Company constituting 88.89 % of the total paid up equity. Further during the FY 2023-24 the Company has extended a guarantee to a tune of Rs.6,90,00,000/- to the Banks extending loans to the Subsidiary.

**N. DETAILS OF MATERIAL SUBSIDIARIES OF THE LISTED ENTITY; INCLUDING THE DATE AND PLACE OF INCORPORATION AND THE NAME AND DATE OF APPOINTMENT OF THE STATUTORY AUDITORS OF SUCH SUBSIDIARIES: NIL****13. NON-COMPLIANCE OF ANY REQUIREMENT OF CORPORATE GOVERNANCE REPORT.**

The company has complied with the requirement of Corporate Governance Report of sub-para (2) to (10) of Schedule-V of the Securities Exchange Board of India (LODR) Regulations, 2015.

**14. ADOPTION OF DISCRETIONARY REQUIREMENTS AS SPECIFIED IN PART E OF SCHEDULE II OF SEBI (LODR) REGULATIONS, 2015.**

The company has adopted discretionary requirements to the extent of Internal Auditors reporting to the Audit Committee.

**15. DISCLOSURE OF COMPLIANCE WITH CORPORATE GOVERNANCE REQUIREMENTS SPECIFIED IN REGULATIONS 17 TO 27 AND CLAUSES (b) TO (i) OF SUB-REGULATION (2) OF REGULATION 46 ARE AS FOLLOWS:**

Regulation	Particulars	Compliance Status
17	Board of Directors	yes
18	Audit Committee	yes
19	Nomination and Remuneration Committee	yes
20	Stakeholders Relationship Committee	yes
21	Risk Management Committee	NA, Company does not fall in list of top 1000 Companies as per Marker cap in BSE
22	Vigil Mechanism	yes
23	Related Party Transactions	yes
24	Corporate Governance requirements with respect to subsidiary of Listed company	NA The Subsidiary is not a material subsidiary.
25	Obligations with respect to Independent Directors	yes
26	Obligations with respect to Directors and Senior Management	yes
27	Other Corporate Governance Requirements	yes
46 (2) (b) to (i)	Website	yes

**16. CODE OF CONDUCT**

The Company has formulated and implemented a Code of Conduct for Board Members and Senior Management of the Company. Requisite annual affirmations of compliance with the respective Codes have been made by the Directors and Senior Management of the Company.

**17. DECLARATION ON CODE OF CONDUCT FOR THE YEAR 2022-23.**

This is to confirm that the Board has laid down a code of conduct for all Board members and senior management personnel of the Company. The code of Conduct has also been posted on the website of the Company. It is further confirmed that all Directors and senior management personnel of the Company have affirmed compliance with the Code of Conduct of the Company for the Financial Year ended on March 31, 2023 as envisaged in Regulation 26(3) of the SEBI (Listing obligations and disclosure requirements) Regulations, 2015.

**18. MD/ CFO Certification**

The Managing Director and CFO certification of the financial statements as specified in Regulation 17(8) read with Part B of Schedule II of SEBI (Listing Obligation and Disclosure Requirements) Regulations, 2015 for the Financial Year 2022-2023 is provided in this Annual Report as **Annexure VIII**.

**19. RECONCILIATION OF SHARE CAPITAL:**

A qualified Practicing Company Secretary carried out audit to reconcile the total admitted capital with the National Securities Depository Limited (NSDL) and the Central Depository Services (India) Limited (CDSL) and the total issued and listed capital. Reconciliation of Share Capital Audit Report confirms that the total paid up capital was in agreement with the total number of shares in physical form and the total number of dematerialized shares held with NSDL and CDSL.

**20. DISCLOSURE OF PENDING CASES / INSTANCES OF NON-COMPLIANCE:**

There were no non-compliances by the Company and no instances of penalties and strictures imposed on the Company by the Stock Exchanges or SEBI or any other statutory authority on any matter related to the capital market during the last three years except one penalty due to the delay in intimation for declaration of dividend. The penalty was paid and the management assured the Board that due care would be taken in order to avoid any further non-compliances.

**21. COMPLIANCE WITH THE DISCRETIONARY REQUIREMENTS UNDER LISTING REGULATIONS:**

The Board of Directors periodically reviewed the compliance of all applicable laws and steps taken by the Company to rectify instances of non-compliance, if any. The Company is in compliance with all mandatory requirements of Listing Regulations. In addition, the Company has also adopted the following non-mandatory requirements to the extent mentioned below:

- Audit qualifications: Company's financial statements have no qualifications.
- Reporting of Internal Auditor: The Internal Auditor of the Company directly reports to the Audit Committee on functional matters.

The Company has submitted quarterly compliance report on Corporate Governance with the Stock Exchanges, in accordance with the requirements of Regulation 27(2) (a) of the Listing Regulations.

**22. DISCLOSURE OF ACCOUNTING TREATMENT:**

The Company has complied with the appropriate accounting policies and has ensured that they have been applied consistently. There have been no deviations from the treatment prescribed in the Accounting Standards notified under Section 133 of the Companies Act, 2013.

**23. GREEN INITIATIVE IN THE CORPORATE GOVERNANCE**

As part of the green initiative process, the Company has taken an initiative of sending documents like notice calling Annual General Meeting, Corporate Governance Report, Directors Report, Audited financial Statements, Auditors Report, Dividend intimations etc., by email are sent only to those shareholders whose email addresses are not registered with the Company and for bounced mail cases. Shareholders are requested to register their email id with Registrar and Share Transfer Agent/concerned depository to enable the Company to send the documents in electronic form or inform the Company, in writing, in case they wish to receive the above documents in paper mode.

For and on behalf of the Board of  
Jeevan Scientific Technology Limited

Sd/-  
Snigdha Mothukuri  
Executive Director and CEO  
(DIN: 08934860)

Sd/-  
K. Krishna Kishore  
Vice Chairman and Managing Director  
(DIN: 00876539)

Place: Hyderabad  
Date: 14.08.2023

**CERTIFICATE ON CORPORATE GOVERNANCE**

TO THE MEMBERS OF

**JEEVAN SCIENTIFIC TECHNOLOGY LIMITED**

I have examined the compliance of the conditions of Corporate Governance by Jeevan Scientific Technology Limited ('the Company') for the year ended on March 31, 2023, as stipulated under Regulations 17 to 27, clauses (b) to (i) of sub-regulation (2) of Regulation 46 and para-C, D & E of Schedule V of the Securities and Exchange Board of India (Listing Obligations and Disclosure Requirements) Regulations, 2015 ('SEBI Listing Regulations').

The compliance of the conditions of Corporate Governance is the responsibility of the Management. Our examination was limited to the review of procedures and implementation thereof, as adopted by the Company for ensuring compliance with conditions of Corporate Governance. It is neither an audit nor an expression of opinion on the financial statements of the Company.

In my opinion and to the best of my information and according to the explanations given to us, and the representations made by the Directors and the Management and considering the relaxations granted by the Ministry of Corporate Affairs and Securities and Exchange Board of India warranted due to the spread of the COVID-19 pandemic, I certify that the Company has complied with the conditions of Corporate Governance as stipulated in the SEBI Listing Regulations for the year ended on March 31, 2023.

I further state that such compliance is neither an assurance as to the future viability of the Company nor of the efficiency or effectiveness with which the Management has conducted the affairs of the Company.

Date: 12.08.2023  
Place: Hyderabad

Sd/-  
Aakanksha  
Practicing Company Secretary  
M.No.49041 & C.P. No. 20064  
UDIN: A049041E000795160  
Peer Review Certificate No.: 3363/2023

**ANNEXURE III****MANAGEMENT DISCUSSION AND ANALYSIS REPORT****1. Industry and The Drug Development Process**

The drug development process involves the testing of drug candidates to demonstrate safety and efficacy in order to meet regulatory requirements. Developing new drugs for the treatment of human disease is an extremely expensive, complex, high-risk and time-consuming process. It is estimated that bringing a new drug or medical device to market can take up to 15 years and cost \$2.5 billion or more.

The drug development process consists of two stages: pre-clinical and clinical. In the pre-clinical stage, the new drug candidate is tested in vitro and then in vivo in animals, generally over a one- to three-year period, to assess and optimize potential use in humans. After successful pre-clinical testing and receipt of required regulatory authorizations, the new drug candidate can be advanced to the clinical development stage, which involves testing in humans. As we are not part of the pre-clinical market at this point, we would like to discuss specifically on the clinical stage.

The clinical stage is the most time-consuming and expensive part of the drug development process. During the clinical stage, the drug candidate undergoes a series of tests in humans, including healthy volunteers, as well as participants with the targeted disease or condition. Human trials usually start on a small scale to assess safety, efficacy and dosage (Phase I-II) and then expand to larger trials (Phase III) to test efficacy and safety in the target population.

These trials are generally conducted in the following sequential phases, which may overlap or be combined:

- Phase I trials involve testing the drug candidate on a limited number of healthy individuals, typically 20 to 80 people, to determine the drug candidate's basic safety data, including tolerance, absorption, metabolism and excretion. This phase lasts an average of six months to one year. In some therapeutic areas such as oncology, where cytotoxic compounds are being investigated, it is sometimes necessary to run Phase I trials in diagnosed patients instead of healthy individuals.
- Phase II trials involve testing a small number of volunteer participants, typically 100 to 200 people, who suffer from the targeted disease or condition, to assess the drug candidate's effectiveness and how different doses work. This phase lasts an average of one to two years.
- Phase III trials involve testing large numbers of participants, typically several hundred to several thousand people, to evaluate efficacy on a large scale, as well as long-term safety. These trials involve numerous sites and generally last two to three years, but can be shorter or longer.
- Phase IV or post-approval clinical trials involve monitoring or verifying the risks and benefits of a drug product.
- Real-world data and evidence studies, meaning data and evidence gathered outside of the context of clinical trials, are often used to assess usage, potential benefits or risks, safety, effectiveness and health economics to achieve successful market access and product uptake.

**Markets, Industry Structure and Developments Summary**

The global drug discovery and development services market size is projected to reach USD 21.4 billion by 2025 from USD 11.1 billion in 2020, at a CAGR of 14.0% during the forecast period. The Asia Pacific market is estimated to grow at the highest CAGR by 2025, primarily due to the presence of a large patient population, increasing investments in R&D, and growth in the outsourcing of drug discovery services to Asian CROs. The global pharmaceutical analytical testing outsourcing market size is expected to reach USD 12.4 billion by 2028 registering a CAGR of 8.3%, according to a new report by Grand View Research, Inc. Increasing pipelines for biological candidates along with rising demand for additional analytical details on drugs as well as process development by regulatory agencies are boosting the market growth. Biologics safety testing market was valued at USD 3.05 billion in 2019 and is projected to reach USD 7.15 billion by 2027, growing at a CAGR of 12.13% from 2020 to 2027.

The drug discovery services market is segmented into small-molecule drugs and biologic drugs where small molecule drugs account for the largest market share as small-molecule drugs are simple, well-defined, and easy to characterize. Generic medicines are those that are prescribed and sold-out beneath the non-proprietary

name of their active ingredients or not below the brand or trade name, it is only under the general descriptive name. Generic drugs are only produced after the patent on a drug expires. Generics drugs are of the same quality as the branded drugs, but are less expensive due to the lower cost spent on the research and development. The generic pharmaceuticals market is expected to reach \$426.30 billion in 2026 at a CAGR of 6.4%.

Further increase in R&D spending in the near future will provide a significant boost to drug discovery and development activities, which will ensure the growth of the drug discovery services market in the future. Drug innovators are under constant pressure to bring new products through the pipeline at a faster rate. Developing advanced analytical testing tools to assess and monitor the quality attributes of these products requires a broader set of equipment and expertise, which is for many companies, beyond the internal capacity. This would subsequently lead to increased instances of outsourcing pharmaceutical analytical testing services.

The increasing frequency of outsourcing R&D activities by the major pharmaceutical companies in order to focus on their core competencies is the vital impact rendering driver for this market. Furthermore, the economic efficiency offered by outsourcing rather than conducting an in-house study is expected to boost the demand. In the recent times, generic drug market has evolved into a positive business model for both Pharmaceutical companies as well as CROs not only in Regulated markets like USA and EU, but also in Emerging markets (ROW) which adhere to Stringent Regulatory Authorities (SRA). Due to longstanding patent proceedings, generic product development has shifted gears to complex generics and large molecule research. In addition to BA/BE studies for ROW region, Clinical research on Biosimilar has emerged as a new growth opportunity for the CRO industry based on patent expiry trends. Most small and mid-sized pharma companies as well as CROs in India are still not addressing this opportunity.

In addition to above factors, few other contributing growth factors that will create increasing demand for our offering of services:

- Increased complexity in clinical development: Clinical trials continue to increase in complexity due to a confluence of factors including, but not limited to, (i) new therapeutic modalities, (ii) the collection of more clinical trial endpoints, (iii) more specific patient inclusion/exclusion criteria, (iv) ever-changing regulatory requirements and (v) an expansion of evidence generation methods, such as electronic patient-reported outcomes and virtual clinical trials. All of these factors result in more complex trial design, challenges in enrolling protocol-eligible patients, longer duration of clinical trials and greater overall clinical trial cost. As a result, we expect pharmaceutical companies to increasingly seek partners that have the experience and expertise to conduct cost-effective clinical studies. In particular, we believe large CROs who possess scale, geographic reach and differentiated capabilities to manage the complexity of clinical trials will continue to grow at a higher rate and take market share versus the overall industry.
- Increasing importance to prove value of new therapies: As participants in the healthcare industry are increasingly focused on managing costs, pharmaceutical companies need to find alternatives to align market constituents on the value of their treatments. The ability to perform pre and post-approval studies to transform real-world data (such as medical claims data or electronic medical records) into real-world evidence provides pharmaceutical companies a solution to quantify the value of new therapies to market constituents. Real-world data and evidence enable pharmaceutical companies to develop better therapies and optimize the commercial potential of their new therapies. With increased R&D activity and competition among newly approved therapies in similar indications, we anticipate the continued adoption of real-world data and evidence to demonstrate the value of new medicines.

#### Company and Our Competitive Strengths

We believe we are well-positioned to serve the global pharmaceutical industry in obtaining the approval for, and maximizing the market access and value of, their medicines. We are one of the leading providers of clinical research services to the pharmaceutical industry in India and abroad, focused on helping our customers bring their medicines to patients around the world. We have been providing a comprehensive suite of services in drug development life cycle to pharmaceutical, biotechnology, as well as other industry participants. We differentiate ourselves from others in our industry through our competitive strengths, which include: consistent quality, delivery and continuous innovation that has enabled us to grow faster than our underlying market. We are serving some of the top pharmaceutical companies in the world, and were involved in many successful drug approvals including high demand drugs.

Our purpose and mission are to support the health care industry by helping our customers deliver life-changing therapies to patients. We pursue our purpose and mission through our clinical research services and our strategy to optimize costs and time of drug development and hence increase value for our customers.

We believe our medical, scientific and clinical research expertise, along with our innovative technologies and knowledge of global regulatory requirements help our customers accelerate the development of safe and effective therapeutics and maximize returns on their R&D investments.

Our clinical development services include all phases of development (i.e., Phase I-IV), spanning from pre and post-approval services. Our services offer a range of high-value, advanced testing services, including bioanalytical services for small – large molecules ranging across Generics, Biosimilars and other new drugs. We have deep experience across a broad range of rapidly growing areas of drug development and engage with customers through a variety of commercial models, including both end-end service and other offerings tailored to address the specific needs of our customers.

We have developed significant expertise in the design and execution of complex clinical trials, a result of conducting studies on a wide spectrum of therapeutic areas. Over the past years, we have conducted about 600 clinical studies across various therapies and dosage forms, and our laboratory scientists have completed more than 206 bioanalytical method developments of small molecules and 10 bioanalytical method developments on large molecules and worked with more than 230 drugs/molecules. Among other elements, our ability to successfully assess feasibility in the context of study design, recruit for increasingly specialized populations and devise optimal regulatory strategies is essential to our competitive advantage.

Our deep understanding of the drug development process has allowed us to effectively invest in and evolve our service offerings to meet the needs of our customers. We maintain a strong presence of experienced professionals and state of the art facilities in all key areas to support our customers' drug development programs. We believe the investments in our businesses and our innovative solutions have enhanced the strength of our clinical research services and further differentiated our offerings from other organizations, providing us with meaningful competitive advantages and growth opportunities.

#### 2. Opportunities and Threats

Post pandemic relaxation and wholistic efforts from the industry, Domestic and International authorities have created a positive environment for the service industry. This resulted in return of normalcy in business practices, legal and compliance procedures and overall improvement in outsourcing industry. Based on the current trends, focused approach towards continual quality and regulatory compliance is required for organizational growth. However, future growth can be sustainably achieved by emphasizing on good quality management and regulatory compliance within the clinical research industry with special focus on data integrity and reliability.

#### 3. Segment-wise Performance

The Business plan of JSTL is to ensure multi-fold growth in business in the coming year(s) with primary focus on Quality. During the Financial Year under report, Clinical Research Services division has strengthened its services into offering the complete portfolio of services as explained below:

JSTL has the advantage of fully integrated scientific expert team from clinical research domain. JSTL offers a varied range of clinical research services like Bioavailability/Bioequivalence studies, various Clinical trials (including Phase I to Phase IV services) and Pharmacovigilance services. The technical team at JSTL has immense experience in handling various projects in diverse therapeutic areas for multiple regulatory authorities. JSTL has carried out more than 500+ clinical studies and has faced about 14 regulatory inspections successfully.

##### a. Clinical Operations – BA/BE

BA/BE studies have been a prime focus in JSTL service offerings so far and in this regard, major efforts have gone into maintenance and advancement of the JSTL's clinical facility. JSTL has its clinical pharmacology centre spread over 20,000 sq.ft. accommodating a total of 132 beds distributed into 4 clinical pharmacology units with bed capacity of 42 (Clinic 1), 24 (Clinic 2), 42 (Clinic 3) and 24 (Clinic 4). This facility also consists of special care areas (3+3 beds), temperature and humidity-controlled Pharmacy area, emergency lift, tie-up with tertiary care hospitals and a dedicated ambulance to handle emergencies. This facility is capable of carrying out about 150 - 200 studies per year at a peak capacity based on the variation in study designs. Experienced, trained medical and para-medical staff conduct all the studies at this facility as per GCP compliance and all applicable regulations. JSTL has developed new capabilities of conducting large molecule clinical research activities in diabetes segment and have successfully conducted multiple glucose clamp studies.



The facility is in compliance with all the statutory requirements and the applicable regulatory requirements like that of CDSCO. The clinic has successfully cleared many regulatory inspections including USFDA, WHO, UK-MHRA, CDSCO and many sponsor audits and stands for its quality and safety procedures involved in delivering a reliable output to pharmaceutical companies who are developing products for global market.

#### b. Bioanalytical Research

JSTL's Bioanalytical research laboratory is designed with state of the art facility equipped with advanced instrumentation including ten (10) LC-MS/MS and one ELISA reader. The facility is in compliance with all the statutory requirements including applicable principles of GLP (Good Laboratory Practice) and the applicable regulatory requirements like that of CDSCO. This facility is being used to carry out the bio analytical activities related to both healthy and patient-based BA/BE studies and all phases of clinical trials for pharmaceutical companies who are developing products for global market.

The lab, which stands for its quality data, has successfully cleared many regulatory inspections including USFDA, WHO, UK-MHRA, CDSCO and many sponsor audits. JSTL offers a unique combination of highly trained workforce enabled with well-equipped bio analytical research and development (R&D) laboratory which can cater to diverse requirements of the Sponsors as per current needs. To specialize further into more niche services, JSTL is planning to add additional instruments in the near future.

#### c. Pathology Laboratory

NABL approved laboratories in India are only 2500+ and JSTL has one of the best in-house NABL accredited Pathology Laboratory. JSTL has its in-house Clinical Pathology Laboratory to cater to majority of the diagnostic/screening activities related to Clinical Research Participants and we are proud to say that JSTL got NABL accreditation to the lab. This lab can handle all general screening tests including Haematology, Serology, Biochemistry and Urine analysis. JSTL's Pathology laboratory is equipped with advanced modern equipment for conducting all the required assessments during medical screening activities in various clinical research projects.

#### d. Clinical Trials and Trial Management

JSTL's Clinical Trials team has a vast experience in executing clinical projects of different therapeutic areas across the globe. JSTL has rich pool of clinical investigators experienced in handling various phases of clinical projects including Pharmacokinetic and Pharmacodynamic studies. The Project management team oversees the technical and administrative aspects of the study. The team is committed to ensure timely update of project status, and meeting the client requirements in agreed timelines. In addition, our trained team of clinical research professionals, closely monitor the study execution periodically across various clinical sites all over India. JSTL aims to deliver the most effective, timely and reliable results possible in this segment.

JSTL's team has plans to offer Clinical Data Management (CDM) - Biostatistics and Medical writing services as both integrated and stand-alone customized services to suit and offer tailor-made services to customers of different categories. Apart from this, capability enhancement in clinical trials team is being emphasized in the areas of interventional trials, observational studies and risk-based monitoring studies to increase the customer engagement and retention.

#### e. Pharmacovigilance Services

JSTL has a very experienced and skilled Pharmacovigilance team to cater to Pharmaceutical and Biotechnology industry, both on Domestic and Global platforms. With the help of established PV software and trained team, JSTL is successfully supporting its customers for different PV services like PSURs, Signal detection & management, Risk management program (RMP), PADERs, PSMFs and PBRERs. With constant support and encouragement from JSTL management, PV group of JSTL is poised to achieve greater heights in future.

#### f. Other Services

JSTL has embarked on an ambitious journey of leveraging the technical know-how of the experienced personnel and healthy regulatory history, to convert the scale-up dreams into reality. The Organizational structure is being revisited after visualizing the revised business processes in line with prospective service offerings to JSTL customers including various decentralized line functions like Clinical Data Management (CDM) & Statistics and Medical writing.

#### 4. Outlook

Based on recent market trends, the outlook for CRO services like BA/BE, PV, and CT looks promising, and the company is well positioned to benefit from the prevailing market trends. The overall focus on technology, innovation, quality and compliance in the company is high, and is open to evolve as per changing market requirements without compromising on the vision and ideology of JSTL.

Service portfolio diversification and Customer database expansion is being acted upon with unrelenting focus on process life cycle management coupled with a reinforced vigor of Regulatory compliance. Entry into new segments like complex generics (for example, large molecules, biosimilars, and sensitive molecules) is being planned and executed.

The overall focus of being a full-service CRO will enable the company to provide a range of end-to-end clinical research services to its existing customer base which will further fuel the growth of the company. Focus on delivering high-quality reliable services in time and at competitive prices should allow the company to improve customer satisfaction and hence retention as well as cross selling of services. As per the current business plan, Clinical trials and Pharmacovigilance will be the growth drivers in coming years of JSTL.

JSTL as a group has further expanded its service offerings into new areas through its subsidiary Nayas Laboratories Private Limited. Nayas is India's First of a kind Contract Research Organization specializing in Advanced Drug Delivery Technology Platforms and In-house, Novel, Innovative, Patentable Biomedical Polymers.

#### Nayas Laboratories Private Limited

Nayas aims to be one of the most promising Quality and Technology Driven Independent Formulation Research and Development Organization with primary focus on Drug Delivery Technology, Complex Generics, 505 (b)(2) & Para IV developments. Its center(s) are fully equipped with state-of-the-art facilities and robust technologies to develop high quality niche formulations/ globally accepted dossiers of various dosage forms and high-end cutting-edge polymers.

Nayas offers an end to end service model from Conceptualization to Commercialization with first-rate, robust, customer-centric and exceptional Drug Delivery Systems, Formulation Services and Pharmaceutical Polymers of a superior nature to prevent, alleviate and cure diseases. Nayas aims to enhance its expert and innovative solutions by best use of cutting-edge technology, rich expertise, world-class research and Development and its highest Qualitative approach. Nayas's service offerings include:

- Novel & Patentable Biomedical Polymers
- Drug Delivery Technology Platforms
- Formulation & Analytical Development
- Quality and Regulatory Services

#### 5. Risks and Concerns

Clinical research industry worldwide stays compliant to ICH requirements and subsequently the individual country regulatory requirements. Regulatory authorities evaluate CROs across the globe for the Quality Management System (QMS) design based on recent risk assessment and management related guidelines. Hence, due to risk categorization into low, medium and high, CROs need to adapt similar approach in identifying strengths and weaknesses within their quality management systems. Risk mitigation strategies are being constantly explored and evaluated for achieving continual improvement in organizational compliance. The concern however is to retain the right talent aligned towards the organizational thought process towards Regulatory Compliance and Quality by design approach.

#### 6. Internal Control systems and their Adequacy

We have effective and adequate internal controls across all the functions including finance, supply chain, Quality, Operations, HR and IT to carry out and deliver effective and reliable work. We have periodical (weekly/monthly/quarterly/half-yearly/annual) review mechanisms across all functions to significantly monitor various departments and address any issues immediately. Our Quality Assurance (QA) team audits all our systems periodically and addresses the gaps through effective corrective and preventive actions.

Similarly, we have internal financial controls which are duly certified by our statutory auditors (both internal and external). As an organization, we work with an ideology inspired by Quality, Integrity and Safety coupled with strong abidance to our inherent Values.

#### 7. Financial Performance with respect to Operational Performance

##### Revenues – Standalone

During the year under review, the Company on a standalone basis has recorded an income of Rs. 3723.99 Lakhs and incurred a loss of Rs. 308.90 Lakhs as against the income of Rs. 6246.47 Lakhs and Profit of Rs. 1247.34 Lakhs respectively in the previous financial year ending 31.03.2022.

##### Revenues – Consolidated

During the year under review, the Company on a consolidated basis has recorded an income of Rs. 3725.22 Lakhs and incurred a loss of Rs. 315.07 Lakhs as against the income of Rs. 7371.74 Lakhs and Profit of Rs. 1215.39 Lakhs respectively in the previous financial year ending 31.03.2022.

#### 8. Material developments in Human Resources / Industrial Relations from, including number of people employed.

There are no material developments in Human Resources / Industrial Relations from FY 22 to FY 23.

Particulars	31 March FY 23	31 March FY 22
Staff	250	223
Workmen	--	--
Third Party	10	38
<b>Total</b>	<b>260</b>	<b>261</b>

#### 9. Details of any change in Return or Net Worth as compared to the immediately previous financial year.

RATIOS: Particulars	2022-23	2021-22	Remarks
Current Ratio	2.68	2.44	--
Debt Equity Ratio	0.18	0.25	Decrease in Current Borrowings as compared to last year
Debt Service Coverage Ratio	0.87	5.92	Decrease in earnings as compared to last year.
Return on Equity	(0.06)	0.24	Loss reported in current financial year when compared to profit in previous financial year.
Inventory Turnover Ratio	31.09	9.80	Decrease in inventory in the current year resulted in increase in Inventory Turnover ratio even though turnover decreased when compared to previous financial year.

Trade Receivables Turnover Ratio	3.75	5.64	Decrease in turnover in the current year.
Trade Payable Turnover Ratio	1.07	1.68	Decrease in purchases in current year.
Net Capital Turnover Ratio	2.07	1.96	--
Net Profit Ratio	(0.10)	0.20	Loss reported in current financial year when compared to profit in previous financial year.
Return on Capital Employed	(0.05)	0.33	Decrease in earnings before interest and taxes.
Return on Net worth	(6.39)	24.66	Loss reported in current financial year when compared to profit in previous financial year.

#### 10. Any other Sector Specific ratios, as applicable: Not Applicable

#### 11. Disclosure of Accounting Treatment

During the preparation of Financial Statement of F.Y. 2022-23 the treatment as prescribed in an Accounting Standard has been followed by the Company. There are no significant changes in Accounting Treatment as followed by the Company in current financial year as compared to previous financial year.

#### 12. Cautionary Statement

Although we believe we have been prudent in our projections, estimates, assumptions, expectations or predictions while making certain statements, realization is dependent on various factors. Should any known or unknown risks or uncertainties materialize, or should underlying assumptions prove inaccurate, actual results could vary materially from those anticipated, estimated or projected. We undertake no obligation to publicly update any forward-looking statements, whether as a result of new information.

**Annexure- IV****COMPLIANCE CERTIFICATE**

[Pursuant to Regulation 13 of the Securities Exchange Board of India (Share Based Employee Benefits and Sweat Equity) Regulations, 2021]

To,

The Members,  
Jeevan Scientific Technology Limited  
Hyderabad, Telangana, India

I, Aakanksha, Practicing Company Secretary, have been appointed as the Secretarial Auditor by the Board of Directors of Jeevan Scientific Technology Limited (hereinafter referred to as 'the Company'), having CIN: L72200TG1999PLC031016 and having its registered office at Plot No.1 & 2, Sai Krupa Enclave, Manikonda Jagir, Near Lanco Hills, Golconda (Post), Hyderabad- 500008, Telangana. This certificate is issued under Securities and Exchange Board of India (Share Based Employee Benefits and Sweat Equity) Regulations, 2021 (hereinafter referred to as 'the Regulations'), for the year ended 31.03.2023.

**Management Responsibility:**

It is the responsibility of the Management of the Company to implement the Scheme(s) including designing, maintaining records and devising proper systems to ensure compliance with the provisions of all applicable laws and regulations and to ensure that the systems are adequate and operate effectively.

**Verification:**

The Company has implemented JSTL- ESOP Scheme 2016" viz Employee Stock Option Scheme in accordance with the Regulations and the Special Resolution(s) passed by the members at the General Meeting of the Company held on 30th September, 2016.

**For the purpose of verifying the compliance of the Regulations, I have examined the following:**

1. Scheme(s) received from/furnished by the Company;
2. Articles of Association of the Company;
3. Resolutions passed at the meeting of the Board of Directors;
4. Shareholders resolutions passed at the General Meeting(s)
5. Minutes of the meetings of the Nomination and Remuneration Committee;
6. Relevant Accounting Standards;
7. Detailed terms and conditions of the scheme as approved by Nomination and Remuneration Committee;
8. Exercise Price / Pricing formula;
9. Disclosure by the Board of Directors;
10. Relevant provisions of the Regulations, Companies Act, 2013 and Rules made thereunder;

As sought and made available to us and the explanations provided by the Company.

**Certification:**

In my opinion and to the best of my knowledge and according to the verifications as considered necessary and explanations furnished to me by the Company and its Officers, I certify that the Company has implemented the "JSTL- ESOP Scheme 2016" in accordance with the applicable provisions of the Regulations and Resolution(s) of the Company in the General Meeting(s).

**Assumption & Limitation of Scope and Review:**

1. Ensuring the authenticity of documents and information furnished is the responsibility of the Board of Directors of the Company.
2. Our responsibility is to give certificate based upon our examination of relevant documents and information. It is neither an audit nor an investigation.
3. This certificate is neither an assurance as to the future viability of the Company nor of the efficiency or effectiveness with which the management has conducted the affairs of the Company.
4. This certificate is solely for your information and it is not to be used, circulated, quoted, or otherwise referred to for any purpose other than for the Regulations.

**Sd/-**  
**Aakanksha**  
**Practicing Company Secretary**  
**M.No.49041 & C.P. No. 20064**  
**UDIN: A049041E000795160**  
**Peer Review Certificate No.: 3363/2023**

**Date: 12.08.2023**  
**Place: Hyderabad**

## Annexure- V

## REPORT ON CSR ACTIVITIES

[Pursuant to section 135 of the Companies Act, 2013 and Rule 9 of the Companies (Corporate Social Responsibility) Rules, 2014]

**1. A brief Outline of Company's CSR Policy, including overview of projects or programs undertaken/proposed to be undertaken:**

The CSR Policy adopted by the Board consists of activities as specified in Schedule VII of Companies Act, 2013.

**i. Composition of CSR Committee:**

The details of the composition of the committee are given below:

Name	Designation	Category	No. of Meetings held	No. of meeting attended
Dr. G.V. Subbarao	Chairperson	Independent Director	01	01
*Mr. S.S.R Koteswara Rao	Member	Independent Director	01	01
Mr. K. Krishna Kishore	Member	Managing Director	01	01
**Mr. B. Suryaprakasa Rao	Member	Independent Director	-	-
**Mr. Divakar Atluri	Member	Non- Executive Director	-	-

\* Due to retire as director on 29.09.2023 and reconstituted the committee w.e.f. 14.08.2023

\*\* Appointed as Member w.e.f. 14.08.2023

ii. Web-link where Composition of CSR committee, CSR Policy and CSR projects approved by the board are disclosed on the website of the company: [www.jeevanscientific.com](http://www.jeevanscientific.com).

iii. Provide the details of Impact assessment of CSR projects carried out in pursuance of sub-rule (3) of rule 8 of the Companies (Corporate Social Responsibility Policy) Rules, 2014, if applicable (attach the report): Not Applicable since the Company's average CSR obligation is less than Rupees Ten Crores in the three immediately preceding financial years.

**5. Details of the amount available for set off in pursuance of sub-rule (3) of rule 7 of the Companies (Corporate Social Responsibility Policy) Rules, 2014 and amount required for set off for the financial year, if any:**

Sl. No.	Financial Year	Amount available for set-off from preceding financial years (in Rs)	Amount required to be set-off for the financial year, if any (in Rs)
Not Applicable			

**6. Average net profits of the company for last three financial years as per section 135(5)**

The average net profit of the Company for the last three financial years as per Section 135 of the Companies Act, 2013 was Rs. 11,13,627/-.

Sl. No.	Particulars	Amount (INR in Rs.)
(a)	Two percent of average net profit of the company as per section 135(5)	11,13,627
(b)	Surplus arising out of the CSR projects or programmes or activities of the previous financial years.	--
(c)	Amount required to be set off for the financial year, if any	--
(d)	Total CSR obligation for the financial year (7a+7b-7c).	11,13,627

**8(a) CSR amount spent or unspent for the financial year:**

Total Amount Spent for the Financial Year. (in Rs.)	Amount Unspent (Rs.)				
	Total Amount transferred to Unspent CSR Account as per section 135(6).		Amount transferred to any fund specified under Schedule VII as per second proviso to section 135(5).		
	Amount.	Date of transfer.	Name of the Fund	Amount. (Rs.)	Date of transfer.
11,13,627	NIL	NA	NA	NA	NA

**(b) Details of CSR amount spent against ongoing projects for the financial year:**

(1)	(2)	(3)	(4)	(5)		(6)	(7)	(8)	(9)	(10)	(11)	
Sl. No.	Name of the Project.	Item from the list of activities in Schedule VII to the Act.	Local area (Yes/No).	Location of the project.		Project duration.	Amount allocated for the project (in Rs.).	Amount spent in the current financial Year (in Rs.).	Amount transferred to Unspent CSR Account for the project as per Section 135(6) (in Rs.).	Mode of Implementation - Direct (Yes/No).	Mode of Implementation - Through Implementing Agency	
				State.	District.						Name	CSR Registration number.
-	-	-	-	-	-	-	-	-	-	-	-	-
	Total	-	-	-	-	-	-	-	-	-	-	-



## (c) Details of CSR amount spent against other than ongoing projects for the financial year:

(1) Sl. No.	(2) Name of the Project	(3) Item from the list of activities in schedule VII to the Act.	(4) Local area (Yes/No).	(5) Location of the project.		(6) Amount spent for the project (in Rs.).	(7) Mode of implementation - Direct (Yes/No).	(8) Mode of implementation - Through implementing agency.	
				State.	District.			Name.	CSR registration number.
1	Devnar Foundation For The Blind	Health Care	yes	Secunderbad,	Telangana	3,50,000	Yes		
2	Krishna Foundation	Old Age Home	yes	Hyderabad,	Telangana	5,00,000	Yes		
3	Balanagar Lions Charitable Trust	Health Care	yes	Hyderabad,	Telangana	2,63,627	Yes		
	<b>Total</b>					11,13,627			

(d) Amount spent in Administrative Overheads: NIL

(e) Amount spent on Impact Assessment, if applicable: NA

(f) Total amount spent for the Financial Year (8b+8c+8d+8e): 11,13,627

(g) Excess amount for set off, if any: NA

Sl. No.	Particular	Amount (in Rs.)
(i)	Two percent of average net profit of the company as per section 135(5)	--
(ii)	Total amount spent for the Financial Year	--
(iii)	Excess amount spent for the financial year [(ii) - (i)]	--
(iv)	Surplus arising out of the CSR projects or programmes or activities of the previous financial years, if any	--
(v)	Amount available for set off in succeeding financial years [(iii) - (iv)]	--

## 9. (a) Details of Unspent CSR amount for the preceding three financial years:

Sl. No.	Preceding Financial Year.	Amount transferred to Unspent CSR Account under section 135 (6) (in Rs.)	Amount spent in the reporting Financial Year (in Rs.).	Amount transferred to any fund specified under Schedule VII as per section 135(6), if any.			Amount remaining to be spent in succeeding financial years. (in Rs.)
				Name of the Fund	Amount (in Rs.)	Date of transfer.	
1.	NA	0	0	0	0	0	0
	<b>Total</b>	0	0	0	0	0	0

## (b) Details of CSR amount spent in the financial year for ongoing projects of the preceding financial year(s):

(1) Sl. No.	(2) Project ID.	(3) Name of the Project.	(4) Financial Year in which the project was commenced.	(5) Project duration.	(6) Total amount allocated for the project (in Rs.).	(7) Amount spent on the project in the reporting Financial Year (in Rs.).	(8) Cumulative amount spent at the end of reporting Financial Year. (in Rs.)	(9) Status of the project - Completed /Ongoing.
1	Not Applicable							
	Total							

10. In case of creation or acquisition of capital asset, furnish the details relating to the asset so created or acquired through CSR spent in the financial year

(ASSET-WISE DETAILS)

S. No.	Particulars	Details
(a)	Date of creation or acquisition of the capital asset(s).	NA
(b)	Amount of CSR spent for creation or acquisition of capital asset.	NA
(c)	Details of the entity or public authority or beneficiary under whose name such capital asset is registered, their address etc.	NA
(d)	Provide details of the capital asset(s) created or acquired (including complete address and location of the capital asset).	NA

11. Specify the reason(s), if the company has failed to spend two per cent of the average net profit as per section 135(5): NA

Sd/-  
K. Krishna Kishore  
Vice Chairman and Managing Director

Sd/-  
Dr. G.V. Subbarao  
Chairman of CSR Committee

Annexure- VI

FORM NO. AOC -2

(Pursuant to clause (h) of sub-section (3) of section 134 of the Act and Rule 8(2) of the Companies (Accounts) Rules, 2014.

Form for Disclosure of particulars of contracts/arrangements entered into by the company with related parties referred to in sub section (1) of section 188 of the Companies Act, 2013 including certain arm's length transaction under third proviso thereto.

1. Details of contracts or arrangements or transactions not at arm's length basis: **Not Applicable as all the Related Party Transactions have been entered into at an arm's length basis.**
2. Details of material contracts or arrangement or transactions at arm's length basis:

Sl. No.	Name(s) of the related party and nature of relationship	Nature of contracts/arrangements/transactions:	Duration of the contracts / arrangements/ transactions	Salient terms of the contracts or arrangements or transactions including the value, if any:	Date(s) of approval by the Board, if any: Approved by Audit Committee and Board Meeting in last Financial Year:
1.	Mr. K. Krishna Kishore	Purchase of Fixed Asset	Not Applicable	As approved by the Board of Directors	12.08.2022
2.	Mrs. K. Vanaja	Purchase of Fixed Asset	Not Applicable	As approved by the Board of Directors	12.08.2022
3.	K. Krishna Kishore HUF	Purchase of Fixed Asset	Not Applicable	As approved by the Board of Directors	12.08.2022
4.	Mr. K. Krishna Kishore	Investment in Nayas Laboratories Private Limited	Not Applicable	As approved by the Board of Directors	11.11.2022
5.	Mrs. K. Vanaja	Investment in Nayas Laboratories Private Limited	Not Applicable	As approved by the Board of Directors	11.11.2022

For and on behalf of the Board of  
Jeevan Scientific Technology Limited

Place: Hyderabad  
Date: 14.08.2023

Sd/-  
Snigdha Mothukuri  
Executive Director and CEO  
(DIN: 08934860)

Sd/-  
K. Krishna Kishore  
Vice Chairman and Managing Director  
(DIN: 00876539)

## ANNEXURE – VII (a)

## STATEMENT SHOWING THE NAMES OF TOP TEN EMPLOYEES PURSUANT TO SEC. 197 READ WITH RULE 5 (1) (2) and (3) OF THE COMPANIES (APPOINTMENT AND REMUNERATION OF MANAGERIAL PERSONNEL) RULES, 2014

1. The ratio of remuneration to each director to the median remuneration of the employees of the company for the financial year.

(Amount in INR)

Director	Total Remuneration (in Rs.)	Ratio to median remuneration
Mr. K Krishna Kishore	1,08,00,000	1:0.016
Ms. M Snigdha	48,00,000	1:0.036
Mr. Y. Nageswara Rao	15,00,000	1:0.114
Mr. K. Jeevan Krishna	54,00,000	1:0.032

2. The percentage increase in remuneration of each director, Chief Financial Officer, Chief Executive Officer, Company Secretary or Manager, if any, in the financial year.

(Amount in INR)

Name	Designation	Remuneration (in Rs.)		Increase/ (Decrease) %
		FY 2022-23	FY 2021-22	
K. Krishna Kishore	Vice Chairman & Managing Director	1,08,00,000	2,21,10,980	--
M Snigdha	CEO & Whole-time Director	48,00,000	48,00,000	--
Y. Nageswara Rao	Whole-time Director	15,00,000	11,58,333	--
K. Jeevan Krishna	CFO & Executive Director	54,00,000	6,91,071	--
Srikanth Sasidhar M*	Chief Financial Officer	8,31,419	18,00,000	--
Swapnil Sharvari Shinde	Company Secretary	2,70,000	2,70,000	--

\* Resigned w.e.f. 16.09.2022

3. The percentage increase in the median remuneration of employees in the financial year

Particulars	Remuneration		Increase/ (Decrease) %
	FY 2022-23	FY 2021-22	
Median Remuneration of all the employees per annum*	1,71,000	3,39,000	(50.44)

\*Employees who have served for whole of the respective financial years have been considered.

- 4.

Particulars	Number
The number of employees on the rolls of the company as on March 31, 2023	250

5. Average percentile increase already made in the salaries of employees other than the managerial personnel in the last financial year and its comparison with the percentile increase in the managerial remuneration and justification thereof and details if there are any exceptional circumstances for increase in the managerial remuneration

Particulars	Increase/ (Decrease) %
Average percentage increase in the remuneration of all Employees* (Other than Key Managerial Personnel)	15
Average Percentage increase in the Remuneration of Key Managerial Personnel	--

\*Employees who have served for whole of the respective financial years have been considered.

6. Affirmation that the remuneration is as per the remuneration policy of the company.

The Company is in compliance with its remuneration policy.

## ANNEXURE – VII (b)

## Statement showing the names of the Top ten Employees in terms of Remuneration drawn as per Rule 5 (3) Of the Companies (Appointment and Remuneration of Managerial Personnel) Rules, 2014

Top 10 employees of the Company based on Remuneration drawn for FY 2022-23

S. No.	Name of the employees	Designation of the Employee	Remuneration per Annum	Nature of Employment whether Contractual or otherwise	Qualification and Experience of the employee	Date of Commencement of Employment	Age	The Last Employment held by such employee before joining the company	% Of Shares held	Relative of any Director
1	Chakrapani Achutha Majumdar	COO	39,53,458	Permanent	M.Pharm & 22 Years	03 August 2022	47	Panelax Clinical Labs Pvt Ltd	-	No
2	Kondapa Naidu Yedhupati	Vice President - Operations	38,37,967	Permanent	M. Pharm & 24 Years	30 October 2014	51	Azidus Laboratories	0.27	No
3	K Someswara Rao	Vice - President	36,78,396	Permanent	M.Pharm & PHD & 20 Years	05 January, 2022	46	Axis Clinicals	-	No
4	Sadanandam Eega	General Manager	22,08,396	Permanent	M.Sc & 19 years	12 January, 2022	43	Alzant Drug Research Solutions Pvt Ltd	-	No
5	Ravikiran Vadlamudi	Deputy General Manager	19,45,070	Permanent	M.Sc. & 17 Years	31 May 2021	40	Admenus Bio Science	0.08	No
6	Kalyana Chakravarthy Popoory	General Manager	18,28,404	Permanent	MBA (FIN) & MBA (HR) & 20 years	17 September 2021	48	NRB Bearings Ltd	-	No
7	Rapaka Daniel Vijaykar	General Manager	17,66,396	Permanent	MBA & 19 Years	18 October 2021	43	JSS Medical Research	-	No
8	Kaipali Suraj Kumar	Deputy General Manager	15,51,503	Permanent	MBBS, MBA & 13 Years	03 July 2020	47	Alzant Drug Research Solutions Pvt Ltd	-	No
9	Ravinder Tangallapelli	Sr. Manager - Business Development	14,78,400	Permanent	M.Sc & Mba (P) & 18 Years	15 December 2021	44	QPS	-	No
10	Harish Ramnarayan Thoutuwar	Safety expert & Drug Safety Physician	13,84,914	Permanent	MD:Pharmacology & 5 Years	13 April 2022	36	CR Bio	-	No

## Annexure- VIII

## CEO and CFO Certification in respect of Financial Statements and Cash Flow Statement

(Pursuant to regulation 17 (8) of SEBI (Listing Obligations &amp; Disclosure Requirements), Regulations, 2015 For the Financial Year ended March 31, 2023

We have reviewed the Financial Statements and the Cash Flow Statement for the year ended 31st March 2023 and we hereby certify and confirm to the best of our knowledge and belief the following:

- The Financial Statements and Cash Flow statement do not contain any materially untrue statement or omit any material fact or contain statements that might be misleading.
- The Financial Statements and the Cash Flow Statement together present a true and fair view of the affairs of the Company and are in compliance with existing accounting standards, applicable laws and regulations.
- There are no transactions entered in to by the Company during the year ended 31st March 2023 which are fraudulent, illegal or violative of Company's Code of Conduct.
- We accept responsibility for establishing and maintaining internal controls for Financial Reporting and we have evaluated the effectiveness of these internal control systems of the Company pertaining to financial reporting. Deficiencies noted, if any, are discussed with the Auditors and Audit Committee, as appropriate, and suitable actions are taken to rectify the same.
- There have been no significant changes in the above-mentioned internal controls over financial reporting during the relevant period.
- That there have been no significant changes in the accounting policies during the relevant period.
- We have not noticed any significant fraud particularly those involving the, management or an employee having a significant role in the Company's internal control system over Financial Reporting.

For and on behalf of the Board of  
Jeevan Scientific Technology Limited

Sd/-  
Snigdha Mothukuri  
Chief Executive Officer

Sd/-  
Jeevan Krishna Kuchipudi  
Chief Financial Officer (CFO)

Place: Hyderabad  
Date: 27.05.2023



## Annexure- IX

**CERTIFICATE OF NON-DISQUALIFICATION OF DIRECTORS**

(Pursuant to Regulation 34(3) and Schedule V Para C clause (10)(i) of the SEBI (Listing Obligations and Disclosure Requirements) Regulations, 2015)

To,  
The Members of  
Jeevan Scientific Technology Limited  
Hyderabad

I have examined the relevant registers, records, forms, returns and disclosures received from the Directors of Jeevan Scientific Technology Limited having CIN L72200TG1999PLC031016 and having registered office at plot no. 1 & 2, Sai Krupa enclave Manikonda jagir, near Lanco hills, Hyderabad TG 500008 IN (hereinafter referred to as 'the Company'), produced before us by the Company for the purpose of issuing this Certificate, in accordance with Regulation 34(3) read with Schedule V Para-C Sub clause 10(i) of the Securities Exchange Board of India (Listing Obligations and Disclosure Requirements) Regulations, 2015.

In our opinion and to the best of our information and according to the verifications (including Directors Identification Number (DIN) status at the portal www.mca.gov.in) as considered necessary and explanations furnished to us by the Company & its officers, We hereby certify that none of the Directors on the Board of the Company as stated below for the Financial Year ending on 31st March, 2023 have been debarred or disqualified from being appointed or continuing as Directors of companies by the Securities and Exchange Board of India, Ministry of Corporate Affairs, or any such other Statutory Authority.

Sr. No.	Name of Director	DIN	Date of Appointment in Company
1.	Mr. Krishna Kishore Kuchipudi	00876539	02/02/1999
2.	Mr. Nageswar Rao Yarlagadda	00293474	23/06/2021
3.	Mr. Bhanu Prakash Gali	00375298	31/01/2009
4.	Mr. Rama Krishna Prasad Kakarala	00754823	12/02/2016
5.	Mr. Surapaneni Sree Rama Koteswara Rao	00964290	13/11/2015
6.	Mr. Thammareddy Ravi	01274099	28/02/2000
7.	Mr. Venkata Subba Rao Guttikonda	01900749	25/03/2022
8.	Mr. Suryaprakasa Rao Bommisetti	08089189	25/03/2022
9.	Mr. Jeevan Krishna Kuchipudi	08207809	02/11/2020
10.	Mrs. Snigdha Mothukuri	08934860	02/11/2020

Ensuring the eligibility of for the appointment / continuity of every Director on the Board is the responsibility of the management of the Company. Our responsibility is to express an opinion on these based on our verification. This certificate is neither an assurance as to the future viability of the Company nor of the efficiency or effectiveness with which the management has conducted the affairs of the Company.

Sd/-  
Aakanksha  
Practicing Company Secretary  
M.No.49041 & C.P. No. 20064  
UDIN: A049041E000795160  
Peer Review Certificate No.: 3363/2023

Date: 12.08.2023  
Place: Hyderabad

## Annexure- X

**Form AOC - 1**

Statement containing salient features of the financial statements of Subsidiaries (Pursuant to proviso to sub-section (3) of section 129 read with Rule 5 of the Companies (Accounts) Rules, 2014)

- Name of the Subsidiary: Nayas Laboratories Private Limited
- The date since when subsidiary was acquired: 30.01.2023
- Reporting Period: 11.10.2022 to 31.03.2023
- Reporting Currency: Indian Rupee

Amount In Rupees

Sl. No.	Particulars	Nayas Laboratories Private Limited
1.	Share Capital	2,25,00,000
2.	Reserves and surplus	(14,27,343)
3.	Total Assets	4,16,62,172
4.	Total Liabilities	4,16,62,172
5.	Investments	-
6.	Turnover	1,22,191
7.	Profit / loss before Taxation	(6,41,231)
8.	Provision for Taxation	(23,657)
9.	Profit / loss after Taxation	(6,17,574)
10.	Proposed Dividend	-
11.	% of Shareholding	88.89

The following information shall be furnished at the end of the statement:

- Names of Subsidiaries which are yet to commence operation: None
- Names of subsidiaries which have been liquidated or sold during the year: None

**Declaration on Code of Conduct as required by Schedule V of Securities and Exchange Board of India (Listing Obligations and Disclosure Requirements) Regulations, 2015**

I, **K. Krishna Kishore**, Vice Chairman and Managing Director of the Company hereby declare that all the members of Board of Directors and Senior Management Personnel have affirmed compliance with Code of Conduct, as applicable to them, in respect of the financial year 2022-23.

For Jeevan Scientific Technology Limited

Sd/-  
K. Krishna Kishore  
Vice Chairman and Managing Director  
(DIN: 00876539)

Place: Hyderabad  
Date: 14.08.2023

## INDEPENDENT AUDITORS REPORT

To the members of,

### M/s. JEEVAN SCIENTIFIC TECHNOLOGY LIMITED

Report on the Audit of the Standalone Financial Statements

#### Opinion

We have audited the accompanying standalone financial statements of M/s. JEEVAN SCIENTIFIC TECHNOLOGY LIMITED ("the Company"), which comprise the Balance Sheet as at March 31, 2023, the Statement of Profit and Loss (including Other Comprehensive Income), the Statement of Changes in Equity and the Statement of Cash Flows for the year ended on that date, and a summary of significant accounting policies and other explanatory information (hereinafter referred to as "the standalone financial statements").

In our opinion and to the best of our information and according to the explanations given to us, the aforesaid standalone financial statements give the information required by the Companies Act, 2013 (the "Act") in the manner so required and give a true and fair view in conformity with the Indian Accounting Standards prescribed under section 133 of the Act read with the Companies (Indian Accounting Standards) Rules, 2015, as amended, ("Ind AS") and other accounting principles generally accepted in India, of the state of affairs of the Company as at March 31, 2023 and its profit, total comprehensive income, changes in equity and its cash flows for the year ended on that date.

#### Basis for Opinion

We conducted our audit of the standalone financial statements in accordance with the Standards on Auditing ("SA's") specified under section 143(10) of the Act. Our responsibilities under those Standards are further described in the Auditor's Responsibilities for the Audit of the Standalone Financial Statements section of our report. We are independent of the Company in accordance with the Code of Ethics issued by the Institute of Chartered Accountants of India ("ICAI") together with the ethical requirements that are relevant to our audit of the standalone financial statements under the provisions of the Act and the Rules made thereunder, and we have fulfilled our other ethical responsibilities in accordance with these requirements and the ICAI's Code of Ethics. We believe that the audit evidence obtained by us is sufficient and appropriate to provide a basis for our audit opinion on the standalone financial statements.

#### Key Audit Matters

Key audit matters are those matters that, in our professional judgment, were of most significance in our audit of the financial statements of the current period. These matters were addressed in the context of our audit of the financial statements as a whole, and in forming our opinion thereon, and we do not provide a separate opinion on these matters. We have determined the matters described below as key audit matters to be communicated in our report.

Key Audit Matter	Auditor's Response
<p>Revenue Recognition</p> <p>Revenue is recognized to the extent that economic benefit will flow to the Company and the revenue can be reliably measured. It is measured at fair value consideration received or receivable, net of returns and allowances, discounts and rebates. The Company recognizes revenue when it satisfies its performance obligation by transferring the goods to the customers.</p> <p>Revenue is key driver of the business and judgment is involved in determining when contractual obligations have been performed and to the extent that the right to consideration has been earned.</p>	<p><b>Our audit work included, but was not restricted to:</b></p> <ul style="list-style-type: none"> <li>We understood business revenue recognition policy and how they are applied, including the relevant controls, and tested controls over revenue recognition;</li> <li>Analytical review of the revenue recognized over the year</li> <li>Agreeing on a sample basis amounts of revenue to customer contracts and verifying the extent, timing and customer acceptance of goods, where relevant.</li> </ul>

<p>The management of the Company focuses on revenue as a key performance measure which could create an incentive for revenue to be recognized before the risks and rewards have been transferred. We therefore identified</p> <p>Revenue Recognition as a significant risk and key audit matter.</p>	<ul style="list-style-type: none"> <li>We performed cut-off testing for a sample of revenue transactions around the period end date, to check that they were recognized in the appropriate period;</li> <li>We discussed key contractual arrangements with management and obtained relevant documentation, including in respect of rebate and returns arrangements.</li> <li>The Company's accounting policy on Revenue recognition is shown in note XI to the financial statements and related disclosures are included in notes.</li> <li>Based on our audit procedures we did not identify any evidence of material misstatement in the revenue recognized for the year ended 31st March 2023 in the standalone financial statements.</li> </ul>
--	---

#### Information Other than the Standalone Financial Statements and Auditor's Report Thereon

The Company's Board of Directors are responsible for the preparation of the other information. The other information comprises the information included in the Management Discussion and Analysis, Board's Report including Annexures to Board's Report, Business Responsibility Report, Corporate Governance and Shareholder's Information, but does not include the standalone financial statements and our auditor's report thereon.

Our opinion on the standalone financial statements does not cover the other information and we do not express any form of assurance conclusion thereon.

In connection with our audit of the standalone financial statements, our responsibility is to read the other information and, in doing so, consider whether the other information is materially inconsistent with the standalone financial statements or our knowledge obtained during the course of our audit or otherwise appears to be materially misstated.

If, based on the work we have performed, we conclude that there is a material misstatement of this other information, we are required to report that fact. We have nothing to report in this regard.

#### Management's Responsibility for the Standalone Financial Statements

The Company's Board of Directors is responsible for the matters stated in section 134(5) of the Act with respect to the preparation of these standalone financial statements that give a true and fair view of the financial position, financial performance, including other comprehensive income, changes in equity and cash flows of the Company in accordance with the Ind AS and other accounting principles generally accepted in India. This responsibility also includes maintenance of adequate accounting records in accordance with the provisions of the Act for safeguarding the assets of the Company and for preventing and detecting frauds and other irregularities; selection and application of appropriate accounting policies; making judgments and estimates that are reasonable and prudent; and design, implementation and maintenance of adequate internal financial controls, that were operating effectively for ensuring the accuracy and completeness of the accounting records, relevant to the preparation and presentation of the standalone financial statements that give a true and fair view and are free from material misstatement, whether due to fraud or error.

In preparing the standalone financial statements, management is responsible for assessing the Company's ability to continue as a going concern, disclosing, as applicable, matters related to going concern and using the going concern basis of accounting unless management either intends to liquidate the Company or to cease operations, or has no realistic alternative but to do so.

The Board of Directors are responsible for overseeing the Company's financial reporting process.

#### Auditor's Responsibilities for the Audit of the Standalone Financial Statements

Our objectives are to obtain reasonable assurance about whether the standalone financial statements as a whole are free from material misstatement, whether due to fraud or error, and to issue an auditor's report that

includes our opinion. Reasonable assurance is a high level of assurance but is not a guarantee that an audit conducted in accordance with SAs will always detect a material misstatement when it exists. Misstatements can arise from fraud or error and are considered material if, individually or in the aggregate, they could reasonably be expected to influence the economic decisions of users taken based on these standalone financial statements.

As part of an audit in accordance with SAs, we exercise professional judgment and maintain professional skepticism throughout the audit. We also :

- Identify and assess the risks of material misstatement of the standalone financial statements, whether due to fraud or error, design and perform audit procedures responsive to those risks, and obtain audit evidence that is sufficient and appropriate to provide a basis for our opinion. The risk of not detecting a material misstatement resulting from fraud is higher than for one resulting from error, as fraud may involve collusion, forgery, intentional omissions, misrepresentations, or the override of internal control.
- Obtain an understanding of internal financial controls relevant to the audit in order to design audit procedures that are appropriate in the circumstances. Under section 143(3)(i) of the Act, we are also responsible for expressing our opinion on whether the Company has adequate internal financial controls system in place and the operating effectiveness of such controls.
- Evaluate the appropriateness of accounting policies used and the reasonableness of accounting estimates and related disclosures made by management.
- Conclude on the appropriateness of management's use of the going concern basis of accounting and, based on the audit evidence obtained, whether a material uncertainty exists related to events or conditions that may cast significant doubt on the Company's ability to continue as a going concern. If we conclude that a material uncertainty exists, we are required to draw attention in our auditor's report to the related disclosures in the standalone financial statements or, if such disclosures are inadequate, to modify our opinion. Our conclusions are based on the audit evidence obtained up to the date of our auditor's report. However, future events or conditions may cause the Company to cease to continue as a going concern.
- Evaluate the overall presentation, structure and content of the standalone financial statements, including the disclosures, and whether the standalone financial statements represent the underlying transactions and events in a manner that achieves fair presentation. Materiality is the magnitude of misstatements in the standalone financial statements that, individually or in aggregate, makes it probable that the economic decisions of a reasonably knowledgeable user of the financial statements may be influenced. We consider quantitative materiality and qualitative factors in (i) planning the scope of our audit work and in evaluating the results of our work; and (ii) to evaluate the effect of any identified misstatements in the financial statements.

We communicate with those charged with governance regarding, among other matters, the planned scope and timing of the audit and significant audit findings, including any significant deficiencies in internal control that we identify during our audit.

We also provide those charged with governance with a statement that we have complied with relevant ethical requirements regarding independence, and to communicate with them all relationships and other matters that may reasonably be thought to bear on our independence, and where applicable, related safeguards.

From the matters communicated with those charged with governance, we determine those matters that were of most significance in the audit of the standalone financial statements of the current period and are therefore the key audit matters. We describe these matters in our auditor's report unless law or regulation precludes public disclosure about the matter or when, in extremely rare circumstances, we determine that a matter should not be communicated in our report because the adverse consequences of doing so would reasonably be expected to outweigh the public interest benefits of such communication.

#### Report on Other Legal and Regulatory Requirements

1. As required by Section 143(3) of the Act, based on our audit we report that :
  - a. We have sought and obtained all the information and explanations which to the best of our knowledge and belief were necessary for the purposes of our audit.
  - b. In our opinion, proper books of account as required by law have been kept by the Company so far as it appears from our examination of those books.
  - c. The Balance Sheet, the Statement of Profit and Loss including Other Comprehensive Income, Statement of Changes in Equity and the Statement of Cash Flow dealt with by this Report are in agreement with the relevant books of account.

- d. In our opinion, the aforesaid standalone financial statements comply with the Ind AS specified under Section 133 of the Act, read with Rule 7 of the Companies (Accounts) Rules, 2014.
- e. On the basis of the written representations received from the directors as on March 31, 2023 taken on record by the Board of Directors, none of the directors is disqualified as on March 31, 2023 from being appointed as a director in terms of Section 164 (2) of the Act.
- f. With respect to the adequacy of the internal financial controls over financial reporting of the Company and the operating effectiveness of such controls, refer to our separate Report in "Annexure A". Our report expresses an unmodified opinion on the adequacy and operating effectiveness of the Company's internal financial controls over financial reporting.
- g. With respect to the other matters to be included in the Auditor's Report in accordance with the requirements of section 197(16) of the Act, as amended In our opinion and to the best of our information and according to the explanations given to us, the remuneration paid by the Company to its directors during the year is in accordance with the provisions of section 197 of the Act.
- h. With respect to the other matters to be included in the Auditor's Report in accordance with Rule 11 of the Companies (Audit and Auditors) Rules, 2014, as amended in our opinion and to the best of our information and according to the explanations given to us :
  - i. The Company has disclosed the impact of pending litigations on its financial position in its standalone financial statements.
  - ii. The Company didnot have any long-term contracts including derivative contracts for which there arefor material foreseeable losses.
  - iii. There were no amounts which were required to be transferred to the to the Investor Education and Protection Fund by the Company.
- iv. (a) The Management has represented that, to the best of its knowledge and belief, no funds (which are material either individually or in the aggregate) have been advanced or loaned or invested (either from borrowed funds or share premium or any other sources or kind of funds) by the Company to or in any other person or entity, including foreign entity ("Intermediaries"), with the understanding, whether recorded in writing or otherwise, that the Intermediary shall, whether, directly or indirectly lend or invest in other persons or entities identified in any manner whatsoever by or on behalf of the Company ("Ultimate Beneficiaries") or provide any guarantee, security or the like on behalf of the Ultimate Beneficiaries;
  - (b) The Management has represented, that, to the best of its knowledge and belief, no funds (which are material either individually or in the aggregate) have been received by the Company from any person or entity, including foreign entity ("Funding Parties"), with the understanding, whether recorded in writing or otherwise, that the Company shall, whether, directly or indirectly, lend or invest in other persons or entities identified in any manner whatsoever by or on behalf of the Funding Party ("Ultimate Beneficiaries") or provide any guarantee, security or the like on behalf of the Ultimate Beneficiaries;
  - (c) Based on the audit procedures that have been considered reasonable and appropriate in the circumstances, nothing has come to our notice that has caused us to believe that the representations under sub-clause (i) and (ii) of Rule 11(e), as provided under (a) and (b) above, contain any material misstatement.
- v. The dividend declared or paid during the year by the Company is in compliance with Section 123 of the Act.
2. As required by the Companies (Auditor's Report) Order, 2020 ("the Order") issued by the Central Government in terms of Section 143(11) of the Act, we give in "Annexure B" a statement on the matters specified in paragraphs 3 and 4 of the Order.

For PAVULURI&Co.  
Chartered Accountants  
Firm Reg. No:0121945

Sd/-  
(CA N RAJESH)  
PARTNER  
M.No:F-223169  
UDIN # 23223169BGVJSA2893

Place: Hyderabad  
Date: 27.05.2023

### Annexure “A” to the Independent Auditor’s Report

(Referred to in paragraph 1(f) under ‘Report on Other Legal and Regulatory Requirements’ section of our report to the Members of JEEVAN SCIENTIFIC TECHNOLOGY LIMITED of even date)

Report on the Internal Financial Controls Over Financial Reporting under Clause (i) of Sub-section 3 of Section 143 of the Companies Act, 2013 (“the Act”)

#### Opinion

We have audited the internal financial controls over financial reporting of **M/s. JEEVAN SCIENTIFIC TECHNOLOGY LIMITED** (“the Company”) as of March 31, 2023 in conjunction with our audit of the standalone financial statements of the Company for the year ended on that date.

In our opinion, to the best of our information and according to the explanations given to us, the Company has, in all material respects, an adequate internal financial controls system over financial reporting and such internal financial controls over financial reporting were operating effectively as at March 31, 2023, based on the internal control over financial reporting criteria established by the Company considering the essential components of internal control stated in the Guidance Note on Audit of Internal Financial Controls Over Financial Reporting issued by the Institute of Chartered Accountants of India.

#### Management’s Responsibility for Internal Financial Controls

The Board of Directors of the Company is responsible for establishing and maintaining internal financial controls based on the internal control over financial reporting criteria established by the Company considering the essential components of internal control stated in the Guidance Note on Audit of Internal Financial Controls over Financial Reporting issued by the Institute of Chartered Accountants of India. These responsibilities include the design, implementation and maintenance of adequate internal financial controls that were operating effectively for ensuring the orderly and efficient conduct of its business, including adherence to respective company’s policies, the safeguarding of its assets, the prevention and detection of frauds and errors, the accuracy and completeness of the accounting records, and the timely preparation of reliable financial information, as required under the Companies Act, 2013.

#### Auditor’s Responsibility

Our responsibility is to express an opinion on the internal financial controls over financial reporting of the Company based on our audit. We conducted our audit in accordance with the Guidance Note on Audit of Internal Financial Controls Over Financial Reporting (the “Guidance Note”) issued by the Institute of Chartered Accountants of India and the Standards on Auditing prescribed under Section 143(10) of the Companies Act, 2013, to the extent applicable to an audit of internal financial controls. Those Standards and the Guidance Note require that we comply with ethical requirements and plan and perform the audit to obtain reasonable assurance about whether adequate internal financial controls over financial reporting was established and maintained and if such controls operated effectively in all material respects.

Our audit involves performing procedures to obtain audit evidence about the adequacy of the internal financial controls system over financial reporting and their operating effectiveness. Our audit of internal financial controls over financial reporting included obtaining an understanding of internal financial controls over financial reporting, assessing the risk that a material weakness exists, and testing and evaluating the design and operating effectiveness of internal control based on the assessed risk. The procedures selected depend on the auditor’s judgment, including the assessment of the risks of material misstatement of the financial statements, whether due to fraud or error.

We believe that the audit evidence we have obtained, is sufficient and appropriate to provide a basis for our audit opinion on the internal financial controls system over financial reporting of the Company.

#### Meaning of Internal Financial Controls over Financial Reporting

A company’s internal financial control over financial reporting is a process designed to provide reasonable assurance regarding the reliability of financial reporting and the preparation of financial statements for external purposes in accordance with generally accepted accounting principles. A company’s internal financial control over financial reporting includes those policies and procedures that (1) pertain to the maintenance of records that, in reasonable detail, accurately and fairly reflect the transactions and dispositions of the assets of the company; (2) provide reasonable assurance that transactions are recorded as necessary to permit preparation

of financial statements in accordance with generally accepted accounting principles, and that receipts and expenditures of the company are being made only in accordance with authorizations of management and directors of the company; and (3) provide reasonable assurance regarding prevention or timely detection of unauthorized acquisition, use, or disposition of the company’s assets that could have a material effect on the financial statements.

#### Limitations of Internal Financial Controls over Financial Reporting

Because of the inherent limitations of internal financial controls over financial reporting, including the possibility of collusion or improper management override of controls, material misstatements due to error or fraud may occur and not be detected. Also, projections of any evaluation of the internal financial controls over financial reporting to future periods are subject to the risk that the internal financial control over financial reporting may become inadequate because of changes in conditions, or that the degree of compliance with the policies or procedures may deteriorate.

For PAVULURI&Co.  
Chartered Accountants  
Firm Reg. No:012194S

Sd/-  
(CA N RAJESH)  
PARTNER  
M.No:F-223169  
UDIN # 23223169BGVJSA2893

Place: Hyderabad  
Date: 27.05.2023

## ANNEXURE 'B' TO THE INDEPENDENT AUDITOR'S REPORT

(Referred to in paragraph 2 under 'Report on Other Legal and Regulatory Requirements' section of our report to the Members of the company of even date)

To the best of our information and according to the explanations provided to us by the Company and the books of account and records examined by us in the normal course of audit, we state that:

i. In respect of the Company's Property, Plant and Equipment and Intangible Assets:

(a) (A) The Company has maintained proper records showing full particulars, including quantitative details and situation of Property, Plant and Equipment and Capital Work In Progress.

(B) The Company has maintained proper records showing full particulars of intangible assets.

(b) The Company has a program of physical verification of Property, Plant and Equipment and Capital Work In Progress so as to cover all the assets once every three years which, in our opinion, is reasonable having regard to the size of the Company and the nature of its assets. Pursuant to the program, certain Property, Plant and Equipment were due for verification during the year and were physically verified by the Management during the year. According to the information and explanations given to us, no material discrepancies were noticed on such verification.

(c) Based on our examination of the property tax receipts, registered sale deed / transfer deed / conveyance deed provided to us, we report that, the title in respect of all immovable properties disclosed in the financial statements included under Property, Plant and Equipment are held in the name of the Company as at the balance sheet date.

(d) The Company has not revalued any of its Property, Plant and Equipment (including right-of-use assets) and intangible assets during the year.

(e) No proceedings have been initiated during the year or are pending against the Company as at March 31, 2023 for holding any benami property under the Benami Transactions (Prohibition) Act, 1988 (as amended in 2016) and rules made thereunder.

ii. (a) The inventory has been physically verified by the management during the year. In our opinion, the frequency of such verification is reasonable and procedures and coverage as followed by management were appropriate. No discrepancies were noticed on verification between the physical stocks and the book records that were 10% or more in the aggregate for each class of inventory.

(b) According to the information and explanations given to us and on the basis of our examination of the records of the company, the company has been sanctioned working capital limits in excess of five crore rupees, in aggregate, from banks on the basis of security of current assets. In our opinion, the quarterly returns or statements filed by the company with such banks are in agreement with the books of account of the Company.

iii. According to the information and explanations given to us and on the basis of our examination of the records of the company, the Company has not made any investments, provided guarantees or security or granted any loans or granted any advances in the nature of loans, secured or unsecured, to companies, firms, Limited Liability Partnerships or any other parties during the year:

iv. According to the information and explanations given to us and on the basis of our examination of the records of the company, the Company has not given any loans or provided guarantees or security as specified under Section 185 and 186 of the Companies Act. Further the Company has complied with the provisions of Sections 185 and 186 of the Companies Act, 2013.

v. The Company has not accepted any deposit or amounts which are deemed to be deposits. Hence, reporting under clause 3(v) of the Order is not applicable.

vi. The maintenance of cost records has not been specified by the Central Government under sub-section (1) of section 148 of the Companies Act, 2013 for the business activities carried out by the Company. Hence, reporting under clause (vi) of the Order is not applicable to the Company.

vii. In respect of statutory dues:

(a) In our opinion, the Company has generally been regular in depositing undisputed statutory dues, including Goods and Services tax, Provident Fund, Employees' State Insurance, Income Tax, Sales Tax, Service Tax, duty of Custom, duty of Excise, Value Added Tax, Cess and other material statutory dues applicable to it with the appropriate authorities.

There were no undisputed amounts payable in respect of Good sand Service tax, Provident Fund, Employees' State Insurance, Income Tax, Sales Tax, Service Tax, duty of Custom, duty of Excise, Value Added Tax, Cess and other material statutory dues in arrears as at March 31, 2023 for a period of more than six months from the date they became payable.

(b) According to the information and explanations given to us, the following are the disputed amounts payable relating to GST.

Name of the Statute	Nature of Dispute	Amount	Period to which the amount relates	Forum where the dispute is pending
Goods & Services Tax Act	Interest on GST	57,82,941/ -	Various Years	Additional Commissioner GST - Rangareddy

viii. There were no transactions relating to previously unrecorded income that have been surrendered or disclosed as income during the year in the tax assessments under the Income Tax Act, 1961 (43 of 1961).

ix. (a) The Company has not taken any loans or other borrowings from any lender. Hence reporting under clause 3(ix)(a) of the Order is not applicable.

(b) The Company has not been declared wilful defaulter by any bank or financial institution or government or any government authority.

(c) The Company has not taken any term loan during the year and there are no outstanding term loans at the beginning of the year and hence, reporting under clause 3(ix)(c) of the Order is not applicable.

(d) On an overall examination of the financial statements of the Company, funds raised on short-term basis have, prima facie, not been used during the year for long-term purposes by the Company.

(e) On an overall examination of the financial statements of the Company, the Company has not taken any funds from any entity or person on account of or to meet the obligations of its subsidiaries.

(f) The Company has not raised any loans during the year and hence reporting on clause 3(ix)(f) of the Order is not applicable.

x. (a) The Company has not raised moneys by way of initial public offer or further public offer (including debt instruments) during the year and hence reporting under clause 3(x)(a) of the Order is not applicable.

(b) During the year, the Company has not made any preferential allotment or private placement of shares or convertible debentures (fully or partly or optionally) and hence reporting under clause 3(x)(b) of the Order is not applicable.

xi. (a) No fraud by the Company and no material fraud on the Company has been noticed or reported during the year.

(b) No report under sub-section (12) of section 143 of the Companies Act has been filed in Form ADT-4 as prescribed under rule 13 of Companies (Audit and Auditors) Rules, 2014 with the Central Government, during the year and upto the date of this report.

(c) We have taken into consideration the whistle blower complaints received by the Company during the year (and up to the date of this report), while determining the nature, timing and extent of our audit procedures.



- xii. The Company is not a Nidhi Company and hence reporting under clause (xii) of the Order is not applicable.
- xiii. In our opinion, the Company is in compliance with Section 177 and 188 of the Companies Act, 2013 with respect to applicable transactions with the related parties and the details of related party transactions have been disclosed in the standalone financial statements as required by the applicable accounting standards.
- xiv. (a) In our opinion the Company has an adequate internal audit system commensurate with the size and the nature of its business.  
(b) We have considered, the internal audit reports for the year under audit, issued to the Company during the year and till date, in determining the nature, timing and extent of our audit procedures.
- xv. In our opinion during the year the Company has not entered into any non-cash transactions with its Directors or persons connected with its directors. and hence provisions of section 192 of the Companies Act, 2013 are not applicable to the Company.
- xvi. (a) In our opinion, the Company is not required to be registered under section 45-IA of the Reserve Bank of India Act, 1934. Hence, reporting under clause 3(xvi)(a), (b) and (c) of the Order is not applicable.  
(b) In our opinion, there is no core investment company within the Group (as defined in the Core Investment Companies (Reserve Bank) Directions, 2016) and accordingly reporting under clause 3(xvi)(d) of the Order is not applicable.
- xvii. The Company has not incurred cash losses during the financial year covered by our audit and the immediately preceding financial year.
- xviii. There has been no resignation of the statutory auditors of the Company during the year.
- xix. On the basis of the financial ratios, ageing and expected dates of realisation of financial assets and payment of financial liabilities, other information accompanying the financial statements and our knowledge of the Board of Directors and Management plans and based on our examination of the evidence supporting the assumptions, nothing has come to our attention, which causes us to believe that any material uncertainty exists as on the date of the audit report indicating that Company is not capable of meeting its liabilities existing at the date of balance sheet as and when they fall due within a period of one year from the balance sheet date. We, however, state that this is not an assurance as to the future viability of the Company. We further state that our reporting is based on the facts up to the date of the audit report and we neither give any guarantee nor any assurance that all liabilities falling due within a period of one year from the balance sheet date, will get discharged by the Company as and when they fall due.
- xx. There are unspent amounts towards Corporate Social Responsibility (CSR) on other than ongoing projects requiring a transfer to a Fund specified in Schedule VII to the Companies Act in compliance with second proviso to sub-section (5) of Section 135 of the said Act. The company has to transfer the unspent amounts to the Fund on or before 30th September 2023.

For PAVULURI&Co.  
Chartered Accountants  
Firm Reg. No:012194S

Sd/-  
(CA N RAJESH)  
PARTNER  
M.No:F-223169  
UDIN # 23223169BGVJSA2893

Place: Hyderabad  
Date: 27.05.2023

As per our report of even date attached for PAVULURI & Co  
Chartered Accountants  
Firm Regn No:012194S

Sd/-  
CA. N. RAJESH  
Partner  
Membership No: 223169  
UDIN: 23223169BGVJSA2893

Place: Hyderabad  
Date: 27 May 2023

Standalone Balance sheet as at 31 March 2023

(All amounts are in INR Lakh except share data and where otherwise stated)

Particulars	Note No.	As at 31 March 2023	As at 31 March 2022
<b>Assets</b>			
<b>Non-current assets</b>			
a) Property, plant and equipment	3	1,550.26	1,409.62
b) Other intangible assets	3	603.58	497.57
c) Right-of-use assets	3	249.24	-
d) Financial assets			
i) Investments	4	200.00	-
ii) Other financial assets	5	56.41	57.14
e) Deferred tax asset (net)	7	63.95	-
f) Other non current assets	6	857.54	435.00
<b>Total non-current assets (A)</b>		<b>3,580.98</b>	<b>2,399.33</b>
<b>Current assets</b>			
a) Inventories	8	87.16	145.56
b) Financial assets			
i) Trade receivables	9	1,168.19	760.99
ii) Cash and cash equivalents	10	612.25	2,971.33
iii) Other financial assets	5	527.90	777.76
c) Current tax assets (Net)	11	275.37	624.90
d) Other current assets	6	123.82	107.99
<b>Total current assets (B)</b>		<b>2,794.68</b>	<b>5,388.54</b>
<b>Total assets (A+B)</b>		<b>6,375.66</b>	<b>7,787.87</b>
<b>Equity and liabilities</b>			
<b>Equity</b>			
a) Equity share capital	12	1,548.02	1,530.15
b) Other equity	13	3,283.58	3,528.16
<b>Total equity (A)</b>		<b>4,831.60</b>	<b>5,058.31</b>
<b>Liabilities</b>			
<b>(1) Non-current liabilities</b>			
a) Financial liabilities			
i) Borrowings	14	321.35	422.57
ii) Lease liabilities	15	148.17	-
c) Provisions	16	30.95	27.46
d) Deferred tax liability (net)	7	-	50.04
<b>Total non-current liabilities (B)</b>		<b>500.47</b>	<b>500.07</b>
<b>(2) Current liabilities</b>			
a) Financial liabilities			
i) Borrowings	14	292.67	831.83
ii) Lease liabilities	15	121.68	-
iii) Trade payables	17		
a) Total outstanding dues of micro, small and medium enterprises		69.14	34.87
b) Total outstanding dues of creditors other than micro, small and medium enterprises		193.76	165.34
iv) Other financial liabilities	18	103.11	327.05
b) Other current liabilities	19	262.13	374.29
c) Provisions	16	1.10	496.11
<b>Total current liabilities (C)</b>		<b>1,043.59</b>	<b>2,229.49</b>
<b>Total equity and liabilities (A+B+C)</b>		<b>6,375.66</b>	<b>7,787.87</b>

for and on behalf of the Board of Directors  
JEEVAN SCIENTIFIC TECHNOLOGY LIMITED

Sd/-  
M Snigdha  
CEO & Executive Director  
DIN: 08934860

Sd/-  
K. Krishna Kishore  
Vice Chairman &  
Managing Director  
DIN: 00876539

Sd/-  
K Jeevan Krishna  
Executive Director &  
Chief Financial Officer  
DIN: 08207809

Sd/-  
Sharvari Swapnil Shinde  
Company Secretary

**Standalone Statement of Profit and Loss for the year ended 31 March 2023**  
(All amounts are in INR Lakh except share data and where otherwise stated)

S No	Particulars	Note No.	For the Year ended 31 March 2023	For the Year ended 31 March 2022
I	Revenue from contract with customers	20	3,617.80	5,655.49
II	Other income	21	106.18	590.98
III	<b>Total income (I+II)</b>		<b>3,723.98</b>	<b>6,246.47</b>
IV	<b>Expenses</b>			
	Cost of raw material consumed	22	245.54	369.43
	Changes in inventories of finished goods, work in progress and stock in trade	23	54.65	369.93
	Employee benefit expense	24	1,486.56	1,502.38
	Finance costs	25	94.76	95.83
	Depreciation and amortization expense	26	502.36	367.94
	Other expenses	27	1,701.98	1,706.07
	<b>Total expenses (IV)</b>		<b>4,085.85</b>	<b>4,411.57</b>
V	<b>Profit/(loss) before exceptional items and tax from continuing operations (III-IV)</b>		<b>(361.86)</b>	<b>1,834.89</b>
VI	Exceptional items		-	-
VII	<b>Profit/(loss) before tax from continuing operations (V-VI)</b>		<b>(361.86)</b>	<b>1,834.89</b>
	<b>Tax expenses</b>			
	(1) Current tax		-	497.93
	(2) Adjustment of tax relating to earlier periods		49.55	-
	(3) Deferred tax		(111.10)	110.66
VIII	<b>Profit / (loss) for the year from continuing operations</b>		<b>(300.30)</b>	<b>1,226.30</b>
IX	<b>Other comprehensive income</b>			
A	(i) Items that will not be reclassified to profit and loss			
	Re-measurement gains/ (losses) on defined benefit plans		(11.49)	21.03
	Income tax effect relating to above item		2.89	-
B	(i) Items that will be reclassified to profit and loss		-	-
	Income tax effect relating to above item		-	-
	<b>Other comprehensive income for the year, net of tax</b>		<b>(8.60)</b>	<b>21.03</b>
	<b>Total Comprehensive Income for the year, net of tax (VIII+IX)</b>		<b>(308.90)</b>	<b>1,247.33</b>
	<b>Earning per equity share</b>			
	(Face value of Rs.10/- each)			
	Basic earnings per equity share		(1.96)	8.15
	Diluted earnings per equity share		(1.96)	7.73

As per our report of even date attached for PAVULURI & Co Chartered Accountants Firm Regn No:012194S

Sd/-  
CA. N. RAJESH  
Partner  
Membership No: 223169  
UDIN: 23223169BGVJSA2893

Place: Hyderabad  
Date: 27 May 2023

for and on behalf of the Board of Directors  
JEEVAN SCIENTIFIC TECHNOLOGY LIMITED

Sd/-  
M Snigdha  
CEO & Executive Director  
DIN: 08934860

Sd/-  
K Jeevan Krishna  
Executive Director &  
Chief Financial Officer  
DIN: 08207809

Sd/-  
K. Krishna Kishore  
Vice Chairman &  
Managing Director  
DIN: 00876539

Sd/-  
Sharvari Swapnil Shinde  
Company Secretary

**Standalone Statement of Cash Flows for the year ended 31 March 2023**  
(All amounts are in INR Lakh except share data and where otherwise stated)

S.No.	Particulars	For the year ended 31 March 2023	For the year ended 31 March 2022
A.	<b>Cash flow from/(used in) operating activities</b>		
	<b>Net profit before tax</b>	<b>(361.86)</b>	<b>1,834.89</b>
	Adjustments for:		
	Depreciation and amortisation expenses	502.36	367.94
	Loss on disposal of property, plant and equipment	-	0.99
	Gain on disposal of property, plant and equipment	-	(0.10)
	Dividend received	(10.50)	-
	Interest received	(83.19)	-
	Interest paid	94.76	91.27
	Other comprehensive income	(11.49)	-
	<b>Operating profit before working capital changes (increase)/decrease in operating assets</b>	<b>130.08</b>	<b>2,295.00</b>
	Inventories	58.40	348.81
	Trade receivables	(407.20)	484.86
	Loans and advances	-	645.91
	Current and non current financial assets	245.35	(604.93)
	Other current and non current assets	136.99	(191.01)
	Trade payables	62.69	(63.38)
	Other financial liabilities	(223.94)	(62.91)
	Other liabilities	(112.15)	(737.30)
	Provisions	(491.53)	449.68
	<b>Cash generated from operations before tax</b>	<b>(601.31)</b>	<b>2,564.72</b>
	Taxes paid	(275.37)	(608.59)
	<b>Net cash from/(used in) operating activities</b>	<b>(876.68)</b>	<b>1,956.13</b>
B.	<b>Cash flow from/(used in) investing activities</b>		
	Purchase of property, plant and equipment	(625.92)	(234.23)
	Proceeds from investments	-	102.69
	Acquisition of Subsidiary	(200.00)	-
	Dividend received	10.50	-
	Investments in fixed deposits and margin money deposits with banks	5.24	-
	Interest received	83.19	-
	Proceeds from sale of property, plant and equipment	-	11.10
	<b>Net cash from/(used in) investing activity</b>	<b>(727.00)</b>	<b>(120.44)</b>
C.	<b>Cash flow from/(used in) financing activity</b>		
	Proceeds from/(Repayment) of borrowings	(640.37)	472.34
	Interest paid	(94.76)	(91.27)
	Dividend paid	(183.62)	(76.51)
	Proceeds from issuance of equity shares	17.88	-
	Payment of principle portion of lease liabilities	(102.48)	-
	Proceeds from share based paymtns	247.94	262.60
	<b>Net cash from/(used in) financing activity</b>	<b>(755.41)</b>	<b>567.16</b>
	<b>Net increase/(decrease) in cash and cash equivalents (A+B+C)</b>	<b>(2,359.08)</b>	<b>2,402.85</b>
	Cash and cash equivalents at the beginning of the year	2,971.33	568.48
	<b>Cash and cash equivalents at the end of the year</b>	<b>612.25</b>	<b>2,971.33</b>

As per our report of even date attached for PAVULURI & Co Chartered Accountants Firm Regn No:012194S

Sd/-  
CA. N. RAJESH  
Partner  
Membership No: 223169  
UDIN: 23223169BGVJSA2893

Place: Hyderabad  
Date: 27 May 2023

for and on behalf of the Board of Directors  
JEEVAN SCIENTIFIC TECHNOLOGY LIMITED

Sd/-  
M Snigdha  
CEO & Executive Director  
DIN: 08934860

Sd/-  
K Jeevan Krishna  
Executive Director &  
Chief Financial Officer  
DIN: 08207809

Sd/-  
K. Krishna Kishore  
Vice Chairman &  
Managing Director  
DIN: 00876539

Sd/-  
Sharvari Swapnil Shinde  
Company Secretary

**Standalone Statement of changes in equity for the year ended 31 March 2023**  
(All amounts are in INR Lakh except share data or unless otherwise stated)

**A Equity share capital**

Particulars	Amount
Balance as at 31 March 2022	1,530.15
Issue of share capital	17.88
<b>Balance as at 31 March 2023</b>	<b>1,548.02</b>

**B Other equity**

Particulars	Reserves and Surplus				Other comprehensive income		Total other equity
	Retained earnings	Securities premium	Share-based payment reserve	Money received against share warrants	Shares forfeited reserves	Re-measurement gains/ (losses) on defined benefit plans	
<b>Balance as at 1 April 2022</b>	<b>1,349.23</b>	<b>1,875.12</b>	<b>262.60</b>	<b>0.01</b>	<b>20.17</b>	<b>21.03</b>	<b>3,528.16</b>
Profit for the year	(300.30)	-	-	-	-	-	(300.30)
Dividend paid	(183.62)	-	-	-	-	-	(183.62)
Issue of equity shares on exercise of options	-	162.59	(162.59)	-	-	-	-
Share-based payment expenses	-	-	247.94	-	-	-	247.94
Re-measurement gains/ (losses) on defined benefit plans net of tax	-	-	-	-	-	(8.60)	(8.60)
<b>Balance as at 31 March 2023</b>	<b>865.31</b>	<b>2,037.71</b>	<b>347.95</b>	<b>0.01</b>	<b>20.17</b>	<b>12.43</b>	<b>3,283.58</b>
<b>Balance as at 1 April 2021</b>	<b>199.44</b>	<b>1,875.12</b>	<b>-</b>	<b>0.01</b>	<b>20.17</b>	<b>-</b>	<b>2,094.74</b>
Profit for the year	1,226.30	-	-	-	-	-	1,226.30
Dividend paid	(76.51)	-	-	-	-	-	(76.51)
Share-based payment expenses	-	-	262.60	-	-	-	262.60
Re-measurement gains/ (losses) on defined benefit plans net of tax	-	-	-	-	-	21.03	21.03
<b>Balance as at 31 March 2022</b>	<b>1,349.23</b>	<b>1,875.12</b>	<b>262.60</b>	<b>0.01</b>	<b>20.17</b>	<b>21.03</b>	<b>3,528.16</b>

**Nature and purpose of reserves**

**Retained earnings**

The balance in the Retained Earnings primarily represents the surplus after payment of dividend and transfer to reserves.

**Securities premium**

Securities premium is used to record the premium on issue of shares. The reserve can be utilised only for limited purposes such as issuance of bonus shares in accordance with the provisions of the Companies Act, 2013.

**Re-measurement gains/ (losses) on defined benefit plans**

Remeasurements of the net defined benefit plan reserve comprises the cumulative net gains/ losses on actuarial valuation of post-employment obligations.

**Share-based payment reserve**

Share-based payment reserve is used to recognise the value of equity-settled share-based payments provided to employees as part of their remuneration. The amounts recorded in share-based payment reserve are transferred to securities premium upon exercise of stock options and transferred to general reserve on account of stock options not exercised by employees.

As per our report of even date attached for PAVULURI & Co Chartered Accountants Firm Regn No:0121945

Sd/-  
CA. N. RAJESH  
Partner  
Membership No: 223169  
UDIN: 23223169BGVJSA2893

Place: Hyderabad  
Date: 27 May 2023

for and on behalf of the Board of Directors  
JEEVAN SCIENTIFIC TECHNOLOGY LIMITED

Sd/-  
M Snigdha  
CEO & Executive Director  
DIN: 08934860

Sd/-  
K Jeevan Krishna  
Executive Director &  
Chief Financial Officer  
DIN: 08207809

Sd/-  
K. Krishna Kishore  
Vice Chairman &  
Managing Director  
DIN: 00876539

Sd/-  
Sharvari Swapnil Shinde  
Company Secretary

**1. NOTES TO STANDALONE FINANCIAL STATEMENTS**

**DESCRIPTION OF THE COMPANY AND SIGNIFICANT ACCOUNTING POLICIES**

**1.1 Company Information**

Jeevan Scientific Technology Limited (the Company) was incorporated on 2nd February, 1999 to carry on the business Clinical research, Data management services. Jeevan Scientific is an Independent Clinical Contract Research Organization, offering reliable, cost-effective and technology-driven clinical research solutions to various Clients across the globe.

The Company has its primary listings on the Bombay Stock Exchange.

**1.2 Basis of Preparation of financial Statements**

**a) Statement of Compliance**

These Standalone financial statements of Jeevan Scientific Technology Limited have been prepared and presented in accordance with and in compliance in all material aspects, with the Indian Accounting Standards ("Ind AS") notified under Section 133 of the Companies Act, 2013 (the "Act") read along with the Companies (Indian Accounting Standards) Rules 2015, and presentation requirements of Division II of Schedule III to the Companies Act, 2013, and as amended from time to time together with the comparative period data as at and for the year ended 31 March 2022.

These financial statements have been prepared by the Company as a going concern on the basis of relevant Ind AS that are effective at the Company's annual reporting date, 31 March 2023. These financial statements for the year ended 31 March 2023 were approved by the Company's Board of Directors on 27 May 2023.

**b) Basis of measurement**

The standalone financial statements have been prepared on a historical cost convention and on an accrual basis, except for the following material items that have been measured at fair value as required by relevant Ind AS:

- Certain financial assets and liabilities measured at fair value (refer accounting policy on financial instruments);
- Employee defined benefit assets/(liability) are recognized as the net total of the fair value of plan assets, plus actuarial losses, less actuarial gains and the present value of the defined benefit obligation, and
- Long-term borrowings are measured at amortized cost using the effective interest rate method and
- right-of-use the assets are recognised at the present value of lease payments that are not paid at that date. This amount is adjusted for any lease payments made at or before the commencement date, lease incentives received and initial direct costs, incurred, if any.

**2. Summary of significant accounting policies**

**2.1 Current and noncurrent classification**

The Company presents assets and liabilities in the balance sheet based on current/ non-current classification.

All the assets and liabilities have been classified as current or noncurrent as per the Company's normal operating cycle and other criteria set out in the Schedule III to the Companies Act, 2013 and Ind AS 1, presentation of financial statements.

An asset is classified as current when it satisfies any of the following criteria:

- It is expected to be realized in, or is intended for sale or consumption in, the Company's normal operating cycle;
- It is held primarily for the purpose of being traded;

- c) It is expected to be realized within twelve months after the reporting date; or
- d) It is cash or cash equivalent unless it is restricted from being exchanged or used to settle a liability for at least twelve months after the reporting date.

All other assets are classified as non-current.

A liability is classified as current when it satisfies any of the following criteria:

- a) It is expected to be settled in the Company's normal operating cycle;
- b) It is held primarily for the purpose of being traded;
- c) It is due to be settled within twelve months after the reporting date; or
- d) The Company does not have an unconditional right to defer settlement of the liability for at least twelve months after the reporting date. Terms of a liability that could, at the option of the counterparty, result in its settlement by the issue of equity instruments do not affect its classification

The Company classifies all other liabilities as noncurrent.

Current assets/ liabilities include the current portion of noncurrent assets/ liabilities respectively. Deferred tax assets and liabilities are always disclosed as non-current.

The operating cycle is the time between the acquisition of assets for processing and their realisation in cash and cash equivalents. The Company has identified twelve months as its operating cycle.

## 2.2 Functional and presentation currency

These financial statements are presented in Indian rupees, which is also the functional currency of the Company. All the financial information presented in Indian rupees has been rounded to the nearest lakhs.

## 2.3 Fair value measurement

The Company measures financial instruments, such as, derivatives at fair value at each balance sheet date. Fair value is the price that would be received to sell an asset or paid to transfer a liability in an orderly transaction between market participants at the measurement date. The fair value measurement is based on the presumption that the transaction to sell the asset or transfer the liability takes place either:

- in the principal market for the asset or liability, or
- in the absence of a principal market, in the most advantageous market for the asset or liability

The principal or the most advantageous market must be accessible by the Company.

The fair value of an asset or a liability is measured using the assumptions that market participants would use when pricing the asset or liability, assuming that market participants act in their economic best interest.

A fair value measurement of a non-financial asset takes into account a market participant's ability to generate economic benefits by using the asset in its highest and best use or by selling it to another market participant that would use the asset in its highest and best use.

The Company uses valuation techniques that are appropriate in the circumstances and for which sufficient data are available to measure fair value, maximizing the use of relevant observable inputs and minimizing the use of unobservable inputs.

All assets and liabilities for which fair value is measured or disclosed in the Ind AS financial statements are categorised within the fair value hierarchy, described as follows, based on the lowest level input that is significant to the fair value measurement as a whole:

- Level 1 — Quoted (unadjusted) market prices in active markets for identical assets or liabilities
- Level 2 — Valuation techniques for which the lowest level input that is significant to the fair value measurement is directly or indirectly observable

- Level 3 — Valuation techniques for which the lowest level input that is significant to the fair value measurement is unobservable

For assets and liabilities that are recognised in the Ind AS financial statements on a recurring basis, the Company determines whether transfers have occurred between levels in the hierarchy by re-assessing categorisation (based on the lowest level input that is significant to the fair value measurement as a whole) at the end of each reporting period.

The Company's management determines the policies and procedures for both recurring fair value measurement, such as derivative instruments and unquoted financial assets measured at fair value, and for non-recurring measurement, such as assets held for sale in discontinued operations.

External valuers are involved, wherever considered necessary. For the purpose of fair value disclosures, the Company has determined classes of assets and liabilities on the basis of the nature, characteristics and risks of the asset or liability and the level of the fair value hierarchy, as explained above.

This note summarizes accounting policy for fair value. Other fair value related disclosures are given in the relevant notes.

## 2.4 Foreign currency transactions and balances

Transactions in foreign currencies are initially recorded by the Company at their respective functional currency spot rates at the date, the transaction first qualifies for recognition.

Monetary assets and liabilities denominated in foreign currencies are translated at the functional currency spot rates of exchange at the reporting date. Exchange differences arising on settlement or translation of monetary items are recognised in the statement of profit and loss.

Non-monetary items that are measured based on historical cost in a foreign currency are translated at the exchange rate at the date of the initial transaction.

Non-monetary items that are measured at fair value in a foreign currency are translated using the exchange rates at the date when the fair value was measured.

- T he gain or loss arising on translation of non-monetary items measured at fair value is treated in line with the recognition of the gain or loss on the change in fair value of the item (i.e., translation differences on items whose fair value gain or loss is recognised in other comprehensive income ("OCI") or profit or loss are also recognised in OCI or profit or loss, respectively).

## 2.5 Property plant and equipment:

The cost of an item of property, plant and equipment are recognised as an asset if, and only if it is probable that future economic benefits associated with the item will flow to the Company and the cost of the item can be measured reliably.

Freehold land is carried at historical cost less any accumulated impairment losses.

Items of property, plant and equipment (including capital-work-in progress) are stated at cost of acquisition or construction less accumulated depreciation and impairment loss, if any.

Cost includes expenditures that are directly attributable to the acquisition of the asset i.e., freight, non-refundable duties and taxes applicable, and other expenses related to acquisition and installation.

The cost of self-constructed assets includes the cost of materials and other costs directly attributable to bringing the asset to a working condition for its intended use.

When significant parts of plant and equipment are required to be replaced at intervals, the Company depreciates them separately based on their specific useful lives.

Any gain or loss on disposal of an item of property, plant and equipment is recognised in profit or loss.

Subsequent expenditure

Subsequent expenditure is capitalised only if it is probable that the future economic benefits associated with the expenditure will flow to the Group and the cost of the item can be measured reliably.

## Depreciation

Depreciation on items of PPE is provided on straight line basis, computed on the basis of useful lives as mentioned in Schedule II to the Companies Act, 2013. Depreciation on additions / disposals is provided on a pro-rata basis i.e. from / up to the date on which asset is ready for use / disposed-off.

### The estimated useful lives are as follows:

Plant and machinery	21 years
Electrical Installations	10 years
Computers	6 years
Vehicles- Motor car	10 years
Furniture and Fixtures	15 years
Office Equipment	5 years

The residual values, useful lives and method of depreciation are reviewed at each financial year end and adjusted prospectively, if appropriate.

The cost of replacing part of an item of property, plant and equipment is recognized in the carrying amount of the item if it is probable that the future economic benefits embodied within the part will flow to the Company and its cost can be measured reliably. The carrying amount of the replaced part will be derecognized. The costs of repairs and maintenance are recognized in the statement of profit and loss as incurred.

Items of stores and spares that meet the definition of Property, plant and equipment are capitalized at cost, otherwise, such items are classified as inventories.

Advances paid towards the acquisition of property, plant and equipment outstanding at each reporting date is disclosed as capital advances under other assets. The cost of property, plant and equipment not ready to use before such date are disclosed under capital work-in-progress.

## 2.6 Intangible assets

Research and development expenses:

Expenditure on research activities is recognised in profit or loss as incurred.

Development expenditure is capitalised as part of the cost of the resulting intangible asset only if the expenditure can be measured reliably, the product or process is technically and commercially feasible, future economic benefits are probable and the Company intends to and has sufficient resources to complete development and to use or sell the asset.

Otherwise, it is recognised in profit or loss as incurred.

Subsequent to initial recognition, development expenditure, capitalized if any, is measured at cost less accumulated amortisation and any accumulated impairment losses.

## 2.7 Financial instruments

A financial instrument is any contract that gives rise to a financial asset of one entity and a financial liability or equity instrument of another entity.

### a. Financial assets

#### Initial recognition and measurement

All financial assets are recognized initially at fair value plus, in the case of financial assets not recorded at fair value through profit or loss, transaction costs that are attributable to the acquisition of the financial asset. Purchases or sales of financial assets that require delivery of assets within a time frame established by regulation or convention in the market place (regular way trades) are recognized on the trade date, i.e., the date that the Company commits to purchase or sell the asset.

## Subsequent measurement

For purposes of subsequent measurement, financial assets are classified in four categories:

- Debt instruments at amortised cost
- Debt instruments at fair value through other comprehensive income (FVTOCI)
- Debt instruments, derivatives and equity instruments at fair value through profit or loss (FVTPL);
- Equity instruments measured at fair value through other comprehensive income (FVTOCI)

### Debt instruments at amortised cost

A 'debt instrument' is measured at the amortised cost, if both of the following conditions are met: (i) The asset is held within a business model whose objective is to hold assets for collecting contractual cash flows; and (ii) Contractual terms of the asset give rise on specified dates to cash flows that are solely payments of principal and interest (SPPI) on the principal amount outstanding.

After initial measurement, such financial assets are subsequently measured at amortised cost using the effective interest rate (EIR) method. Amortised cost is calculated by taking into account any discount or premium on acquisition and fees or costs that are an integral part of the EIR. The EIR amortisation is included in finance income in the statement of profit and loss. The losses arising from impairment are recognised in the statement of profit and loss. This category generally applies to trade and other receivables.

### Debt instrument at FVTOCI

A 'debt instrument' is classified as FVTOCI, if both of the following criteria are met: (i) The objective of the business model is achieved both by collecting contractual cash flows and selling the financial assets; and (ii) The asset's contractual cash flows represent SPPI.

Debt instruments included within the FVTOCI category are measured initially as well as at each reporting date at fair value. Fair value movements are recognized in OCI. However, the Company recognizes interest income, impairment losses and foreign exchange gain or loss in the statement of profit and loss. On de-recognition of the asset, cumulative gain or loss previously recognised in OCI is reclassified from the equity to statement of profit and loss. Interest earned whilst holding FVTOCI debt instrument is reported as interest income using the EIR method.

### Debt instrument at FVTPL

FVTPL is a residual category for debt instruments. Any debt instrument, which does not meet the criteria for categorization as at amortized cost or as FVTOCI, is classified as FVTPL. Debt instruments included within the FVTPL category are measured at fair value with all changes recognized in the statement of profit and loss.

### Equity Instruments

All equity investments in scope of Ind AS 109 are measured at fair value. Equity instruments which are held for trading are classified as FVTPL. If the Company decides to classify an equity instrument as FVTOCI, then all fair value changes on the instrument, excluding dividends, are recognized in the OCI. There is no recycling of the amounts from OCI to statement of profit and loss. Equity instruments included within the FVTPL category are measured at fair value with all changes recognized in the statement of profit and loss.

### Derecognition

A financial asset (or, where applicable, a part of a financial asset or part of a group of similar financial assets) is primarily derecognized (i.e., removed from the Company's balance sheet) when:

- The rights to receive cash flows from the asset have expired, or
- The Company has transferred its rights to receive cash flows from the asset or has assumed an obligation to pay the received cash flows in full without material delay to a third party under a 'pass-through' arrangement; and either (a) the Company has transferred substantially all the risks and rewards of the asset, or (b) the Company has neither transferred nor retained substantially all the risks and rewards of the asset, but has transferred control of the asset.



When the Company has transferred its rights to receive cash flows from an asset or has entered into a pass-through arrangement, it evaluates if and to what extent it has retained the risks and rewards of ownership. When it has neither transferred nor retained substantially all of the risks and rewards of the asset, nor transferred control of the asset, the Company continues to recognize the transferred asset to the extent of the Company's continuing involvement. In that case, the Company also recognises an associated liability. The transferred asset and the associated liability are measured on a basis that reflects the rights and obligations that the Company has retained.

#### Impairment of Financial Assets

The company assesses at each balance sheet date whether a financial asset or a group of financial assets is impaired.

In accordance with Ind AS 109, the company uses "Expected Credit Loss" (ECL) model, for evaluating impairment of Financial Assets other than those measured at Fair Value Through Profit and Loss (FVTPL).

Expected credit losses are measured through a loss allowance at an amount equal to:

- The 12 months expected credit losses (expected credit losses that result from those default events on the financial instrument that are possible within 12 months after the reporting date);
- Full lifetime expected credit losses (expected credit losses that result from all possible default events over the life of the financial instrument)

The company follows simplified approach for recognition of impairment loss allowance on trade receivables and under the simplified approach, the company does not track changes in credit risk. Rather, it recognizes impairment loss allowance based on lifetime ECL at each reporting date right from its initial recognition. The company uses a provision matrix to determine impairment loss allowance on trade receivables. The provision matrix is based on its historically observed default rates over the expected life of trade receivable and is adjusted for forward looking estimates. At every reporting date, the historical observed default rates are updated

For other assets, the company uses 12-month ECL to provide for impairment loss where there is no significant increase in credit risk. If there is significant increase in credit risk full lifetime ECL is used.

#### b. Financial liabilities

##### Initial recognition and measurement

Financial liabilities are classified, at initial recognition, as financial liabilities at fair value i.e., loans and borrowings, payables, or as derivatives designated as hedging instruments in an effective hedge, as appropriate. All financial liabilities are recognized initially at fair value and, in the case of loans and borrowings and payables, net of directly attributable transaction costs.

The Company's financial liabilities include trade and other payables, loans and borrowings including bank overdrafts, financial guarantee contracts.

##### Subsequent measurement

##### The measurement of financial liabilities depends on their classification.

##### Financial liabilities at fair value through profit or loss

Financial liabilities at fair value through profit or loss include financial liabilities held for trading and financial liabilities designated upon initial recognition as fair value through profit or loss. Financial liabilities are classified as held for trading if they are incurred for the purpose of repurchasing in the near term. This category also includes derivative financial instruments entered into by the Company that are not designated as hedging instruments in hedge relationships as defined by Ind AS 109. Separated embedded derivatives are also classified as held for trading, unless they are designated as effective hedging instruments. Gains or losses on liabilities held for trading are recognised in the statement of profit and loss.

Financial liabilities designated upon initial recognition at fair value through profit or loss are designated as such at the initial date of recognition, and only if the criteria in Ind AS 109 are satisfied. For liabilities

designated as FVTPL, fair value gains/losses attributable to changes in own credit risk are recognized in OCI. These gains/loss are not subsequently transferred to the statement of profit and loss.

However, the Company may transfer the cumulative gain or loss within equity. All other changes in fair value of such liability are recognised in the statement of profit and loss.

#### Loans and borrowings

Borrowings is the category most relevant to the Company. After initial recognition, interest-bearing borrowings are subsequently measured at amortised cost using the EIR method. Gains and losses are recognised in the statement of profit and loss when the liabilities are derecognised as well as through the EIR amortization process. Amortized cost is calculated by taking into account any discount or premium on acquisition and fees or costs that are an integral part of the EIR. The EIR amortisation is included as finance costs in the statement of profit and loss.

#### De-recognition

A financial liability is derecognised when the obligation under the liability is discharged or cancelled or expired. When an existing financial liability is replaced by another from the same lender on substantially different terms, or the terms of an existing liability are substantially modified, such an exchange or modification is treated as the de-recognition of the original liability and the recognition of a new liability. The difference in the respective carrying amounts is recognised in the statement of profit and loss.

#### Reclassification of financial assets and liabilities

The Company determines classification of financial assets and liabilities on initial recognition. After initial recognition, no re-classification is made for financial assets which are equity instruments and financial liabilities. For financial assets which are debt instruments, a re-classification is made only if there is a change in the business model for managing those assets. A change in the business model occurs when the Company either begins or ceases to perform an activity that is significant to its operations. If the Company reclassifies financial assets, it applies the re-classification prospectively from the re-classification date, which is the first day of the immediately next reporting period following the change in business model. The Company does not restate any previously recognised gains, losses (including impairment gains or losses) or interest.

#### Offsetting of financial instruments

Financial assets and financial liabilities are offset and the net amount is reported in the balance sheet, if there is a currently enforceable legal right to offset the recognised amounts and there is an intention to settle on a net basis, to realise the assets and settle the liabilities simultaneously.

#### 2.8 Investment in Subsidiaries, Associates and Joint Ventures

The company has accounted for its investments in equity shares of Subsidiaries, associates and joint venture at cost less impairment loss (if any).

#### 2.9 Derivative financial instruments and hedge accounting

The Company uses derivative financial instruments, such as forward currency contracts, currency and interest rate swaps, to hedge its foreign currency risks and interest rate risks. Such derivative financial instruments are initially recognised at fair value on the date on which a derivative contract is entered into and are subsequently re-measured at fair value. Derivatives are carried as financial assets when the fair value is positive and as financial liabilities when the fair value is negative. Any gains or losses arising from changes in the fair value of derivatives are taken directly to the statement of profit and loss.

#### 2.10 Cash & Cash Equivalents

Cash and bank balances comprise of cash balance in hand, in current accounts with banks, and other short-term deposits. For this purpose, "short-term" means investments having maturity of three months or less from the date of investment, and which are subject to an insignificant risk of change in value. Bank overdrafts that are repayable on demand and form an integral part of our cash management are included as a component of cash and cash equivalents for the purpose of the statement of cash flows.

## 2.11 Inventory

Inventories are valued at the lower of cost and net realizable value.

Inventories consisting of materials, stores and spares and loose tools are valued at cost or net realizable value by using weighted average method.

Net realizable value is the estimated selling price in the ordinary course of business, less the estimated costs of completion and selling expenses. The net realizable value of work-in-progress is determined with reference to the selling prices of related finished products.

## 2.12 Impairment of non-financial assets

The carrying amounts of the Company's non-financial assets, other than inventories and deferred tax assets are reviewed at each reporting date to determine whether there is any indication of impairment.

If any such indication exists, then the asset's recoverable amount is estimated.

For goodwill and intangible assets that have indefinite lives or that are not yet available for use, an impairment test is performed each year at March 31.

The recoverable amount of an asset or cash-generating unit (as defined below) is the greater of its value in use and its fair value less costs to sell.

In assessing value in use, the estimated future cash flows are discounted to their present value using a pre-tax discount rate that reflects current market assessments of the time value of money and the risks specific to the asset or the cash-generating unit.

For the purpose of impairment testing, assets are grouped together into the smallest group of assets that generates cash inflows from continuing use that are largely independent of the cash inflow of other assets or groups of assets (the "cash-generating unit").

The Company bases its impairment calculation on detailed budgets and forecast calculations, which are prepared separately for each of the Company's CGUs to which the individual assets are allocated. These budgets and forecast calculations generally cover a period of five years. For longer periods, a long-term growth rate is calculated and applied to project future cash flows after the fifth year. To estimate cash flow projections beyond periods covered by the most recent budgets/forecasts, the Company extrapolates cash flow projections in the budget using a steady or declining growth rate for subsequent years, unless an increasing rate can be justified. In any case, this growth rate does not exceed the long-term average growth rate for the products, industries, or country in which the entity operates, or for the market in which the asset is used.

An impairment loss is recognized in the statement of profit and loss if the estimated recoverable amount of an asset or its cash-generating unit is lower than its carrying amount. Impairment losses recognized in respect of cash-generating units are allocated first to reduce the carrying amount of any goodwill allocated to the units and then to reduce the carrying amount of the other assets in the unit on a pro-rata basis.

### Reversal of Impairment of Assets

An impairment loss in respect of goodwill is not reversed. In respect of other assets, impairment losses recognized in prior periods are assessed at each reporting date for any indications that the loss has decreased or no longer exists. An impairment loss is reversed if there has been a change in the estimates used to determine the recoverable amount. An impairment loss is reversed only to the extent that the asset's carrying amount does not exceed the carrying amount that would have been determined, net of depreciation or amortization, if no impairment loss had been recognized.

## 2.13 Employee benefits

### Short term employee benefits

Short-term employee benefits are expensed as the related service is provided. A liability is recognized for the amount expected to be paid if the Company has a present legal or constructive obligation to pay this amount as a result of past service provided by the employee and the obligation can be estimated reliably.

### Defined contribution plans

The Company's contributions to defined contribution plans are charged to the statement of profit and loss as and when the services are received from the employees.

### Defined benefit plans

The liability in respect of defined benefit plans and other post-employment benefits is calculated using the projected unit credit method consistent with the advice of qualified actuaries. The present value of the defined benefit obligation is determined by discounting the estimated future cash outflows using interest rates of high-quality corporate bonds that are denominated in the currency in which the benefits will be paid, and that have terms to maturity approximating to the terms of the related defined benefit obligation. In countries where there is no deep market in such bonds, the market interest rates on government bonds are used. The current service cost of the defined benefit plan, recognized in the statement of profit and loss in employee benefit expense, reflects the increase in the defined benefit obligation resulting from employee service in the current year, benefit changes, curtailments and settlements. Past service costs are recognized immediately in the statement of profit and loss.

The net interest cost is calculated by applying the discount rate to the net balance of the defined benefit obligation and the fair value of plan assets. This cost is included in employee benefit expense in the statement of profit and loss. Actuarial gains and losses arising from experience adjustments and changes in actuarial assumptions for defined benefit obligation and plan assets are recognized in OCI in the period in which they arise. When the benefits under a plan are changed or when a plan is curtailed, the resulting change in benefit that relates to past service or the gain or loss on curtailment is recognized immediately in the statement of profit and loss. The Company recognizes gains or losses on the settlement of a defined benefit plan obligation when the settlement occurs.

### Termination benefits

Termination benefits are recognized as an expense in the statement of profit and loss when the Company is demonstrably committed, without realistic possibility of withdrawal, to a formal detailed plan to either terminate employment before the normal retirement date, or to provide termination benefits as a result of an offer made to encourage voluntary redundancy. Termination benefits for voluntary redundancies are recognized as an expense in the statement of profit and loss if the Company has made an offer encouraging voluntary redundancy, it is probable that the offer will be accepted, and the number of acceptances can be estimated reliably.

### Other long-term employee benefits

The Company's net obligation in respect of other long-term employee benefits is the amount of future benefit that employees have earned in return for their service in the current and previous periods. That benefit is discounted to determine its present value. Re-measurements are recognised in the statement of profit and loss in the period in which they arise.

### Compensated absences

The Company's current policies permit certain categories of its employees to accumulate and carry forward a portion of their unutilised compensated absences and utilise them in future periods or receive cash in lieu thereof in accordance with the terms of such policies. The Company measures the expected cost of accumulating compensated absences as the additional amount that the Company incurs as a result of the unused entitlement that has accumulated at the reporting date. Such measurement is based on actuarial valuation as at the reporting date carried out by a qualified actuary.

### Share based payments

Employees of the Company receive remuneration in the form of Share-based payments, whereby employees render services as consideration for equity instruments.

**Equity-Settled Transactions** The cost of equity-settled transactions is determined by the fair value at the date when the grant is made using Black Scholes valuation model.

That cost is recognized, together with a corresponding increase in share-based payment (SBP) reserves in equity, over the period in which the performance and/or service conditions are fulfilled in employee

benefits expense. The cumulative expense recognized for equity-settled transactions at each reporting date until the vesting date reflects the extent to which the vesting period has expired and the Company's best estimate of the number of equity instruments that will ultimately vest. The Statement of profit and loss expense or credit for a period represents the movement in cumulative expense recognized as at the beginning and end of that period and is recognized in employee benefits expense.

Service and non-market performance conditions are not taken into account when determining the grant date fair value of awards, but the likelihood of the conditions being met is assessed as part of the Company's best estimate of the number of equity instruments that will ultimately vest. Market performance conditions are reflected within the grant date fair value.

The dilutive effect of outstanding options is reflected as additional share dilution in the computation of diluted earnings per share.

## 2.14 Provisions, contingent liabilities and contingent assets

### Provisions

A provision is recognized in the statement of profit and loss if, as a result of a past event, the Company has a present legal or constructive obligation that can be estimated reliably, and it is probable that an outflow of economic benefits will be required to settle the obligation. If the effect of the time value of money is material, provisions are determined by discounting the expected future cash flows at a pre-tax rate that reflects current market assessments of the time value of money and the risks specific to the liability. Where discounting is used, the increase in the provision due to the passage of time is recognized as a finance cost.

### Contingent liabilities and contingent assets

A disclosure for a contingent liability is made when there is a possible obligation or a present obligation that may, but probably will not, require an outflow of resources. Where there is a possible obligation or a present obligation in respect of which the likelihood of outflow of resources is remote, no provision or disclosure is made.

Contingent assets are not recognized in the financial statements. However, contingent assets are assessed continually and if it is virtually certain that an inflow of economic benefits will arise, the asset and related income are recognized in the period in which the change occurs.

### Onerous contracts

A provision for onerous contracts is recognised in the statement of profit and loss when the expected benefits to be derived by the Company from a contract are lower than the unavoidable cost of meeting its obligations under the contract. The provision is measured at the present value of the lower of the expected cost of terminating the contract and the expected net cost of continuing with the contract. Before a provision is established, the Company recognises any impairment loss on the assets associated with that contract.

### Reimbursement rights

Expected reimbursements for expenditures required to settle a provision are recognised in the statement of profit and loss only when receipt of such reimbursements is virtually certain. Such reimbursements are recognised as a separate asset in the balance sheet, with a corresponding credit to the specific expense for which the provision has been made.

## 2.15 Revenue recognition:

Ind AS 115 recognizes revenue on transfer of the control of goods or services, either over a period of time or at a point in time, at an amount that the entity expects to be entitled in exchange for those goods or services. In order to align with Ind AS 115, the Accounting policy on revenue recognition was reviewed and revised.

The Company primarily earns revenue from Contract research and testing services.

Revenue is recognised upon transfer of control of promised services to customers in an amount that reflects the consideration the Company expect to receive in exchange for those services.

Revenue from providing services is recognised in the accounting period in which such services are rendered. At contract inception, the Company assesses its promise to transfer services to a customer to identify separate performance obligations. The Company applies judgment to determine whether each service promised to a customer is capable of being distinct, and are distinct in the context of the contract, if not, the promised services are combined and accounted as a single performance obligation. The company allocates the arrangement consideration to separately identifiable performance obligation based on their relative stand-alone selling price or residual method.

In case of fixed-price contracts, the customer pays the fixed amount based on a payment schedule. If the services rendered by the company exceed the payment, a contract asset is recognised. If the payments exceed the services rendered, a contract liability is recognised.

Revenues in excess/short of invoicing are classified as assets/liabilities, as the case may be.

## 2.1 Dividend and Interest Income

Dividend income is recognised in profit or loss on the date on which the Group's right to receive payment is established.

Interest Income mainly comprises of interest on Margin money deposit with banks relating to bank guarantee and term deposits.

Interest income or expense is recognised using the effective interest method (EIR).

Interest is recognized using the time-proportion method, based on rates implicit in the transactions.

## 2.16 Borrowing Costs

Borrowing costs are interest and other costs incurred in connection with the borrowing of funds. Borrowing costs directly attributable to acquisition or construction of an asset which necessarily take a substantial period of time to get ready for their intended use are capitalised as part of the cost of that asset. Other borrowing costs are recognised as an expense in the period in which they are incurred.

## 2.18 Tax Expenses

Income tax expense comprises current and deferred tax. It is recognised in profit or loss except to the extent that it relates to a business combination, or items recognised directly in equity or in Other comprehensive income.

The Company has determined that interest and penalties related to income taxes, including uncertain tax treatments, do not meet the definition of income taxes, and therefore accounted for them under Ind AS 37 Provisions, Contingent Liabilities and Contingent Assets.

### Current tax

Current income tax assets and liabilities are measured at the amount expected to be recovered from or paid to the taxation authorities. The tax rates and tax laws used to compute the amount are those that are enacted or substantively enacted, at the reporting date. Current income tax relating to items recognised outside the statement of profit and loss is recognised outside the statement of profit and loss (either in OCI or in equity in correlation to the underlying transaction). Management periodically evaluates positions taken in the tax returns with respect to situations in which applicable tax regulations are subject to interpretation and establishes provisions, where appropriate.

### Deferred tax

Deferred tax is provided using the liability method on temporary differences between the tax bases of assets and liabilities and their carrying amounts for financial reporting purposes at the reporting date.

Deferred tax liabilities and assets are recognized for all taxable temporary differences and deductible temporary differences.

Deferred tax assets are recognised to the extent that it is probable that taxable profit will be available against which the deductible temporary differences, and the carry forward of unused tax credits and unused tax losses can be utilized.

The carrying amount of deferred tax assets is reviewed at each reporting date and reduced to the extent that it is no longer probable that sufficient taxable profit will be available to allow all or part of the deferred tax asset to be utilised.

Unrecognised deferred tax assets are re-assessed at each reporting date and are recognised to the extent that it has become probable that future taxable profits will allow the deferred tax asset to be recovered.

Deferred tax assets and liabilities are measured at the tax rates that are expected to apply in the period when the asset is realised or the liability is settled, based on tax rates (and tax laws) that have been enacted or substantively enacted at the reporting date.

Deferred tax relating to items recognised outside the statement of profit and loss is recognised outside the statement of profit and loss (either in OCI or in equity in correlation to the underlying transaction).

Deferred tax assets and deferred tax liabilities are offset if a legally enforceable right exists to set off current tax assets against current tax liabilities and the deferred taxes relate to the same taxable entity and the same taxation authority.

Minimum alternate tax (MAT) paid in a year is charged to the statement of profit and loss as current tax for the year. The deferred tax asset is recognised for MAT credit available only to the extent that it is probable that the Company will pay normal income tax during the specified year, i.e., the year for which MAT credit is allowed to be carried forward. In the year in which the Company recognizes MAT credit as an asset, it is created by way of credit to the statement of profit and loss and shown as part of deferred tax asset. The Company reviews the "MAT credit entitlement" asset at each reporting date and writes down the asset to the extent that it is no longer probable that it will pay normal tax during the specified period.

Goods and Service Tax (GST) paid on acquisition of assets or on incurring expenses

When the tax incurred on purchase of assets or services is not recoverable from the taxation authority, the tax paid is recognised as part of the cost of acquisition of the asset or as part of the expense item, as applicable. Otherwise, expenses and assets are recognized net of the amount of taxes paid. The net amount of tax recoverable from, or payable to, the taxation authority is included as part of receivables or payables in the balance sheet.

## 2.19 Leases

The Company assesses at contract inception whether a contract is, or contains, a lease. That is, if the contract conveys the right to control the use of an identified asset for a period of time in exchange for consideration.

The Company as a lessee

The Company applies a single recognition and measurement approach for all leases, except for short-term leases and leases of low-value assets. The Company recognises lease liabilities to make lease payments and right-of-use assets representing the right to use the underlying assets.

### Right-of-use assets

The Company recognises right-of-use assets at the commencement date of the lease (i.e., the date the underlying asset is available for use). Right-of-use assets are measured at cost, less any accumulated depreciation and impairment losses, and adjusted for any remeasurement of lease liabilities.

The cost of right-of-use assets includes the amount of lease liabilities recognised, initial direct costs incurred, and lease payments made at or before the commencement date less any lease incentives received.

Right-of-use assets are depreciated on a straight-line basis over the shorter of the lease term and the estimated useful lives of the assets. If ownership of the leased asset transfers to the Company at the end of the lease term or the cost reflects the exercise of a purchase option, depreciation is calculated using the estimated useful life of the asset.

The right-of-use assets are also subject to impairment. Refer to the accounting policies in section of Impairment of non-financial assets.

## Lease liabilities

At the commencement date of the lease, the Company recognizes lease liabilities measured at the present value of lease payments to be made over the lease term. The lease payments include fixed payments (including in-substance fixed payments) less any lease incentives receivable, variable lease payments that depend on an index or a rate, and amounts expected to be paid under residual value guarantees. The lease payments also include the exercise price of a purchase option reasonably certain to be exercised by the Company and payments of penalties for terminating the lease, if the lease term reflects the Variable lease payments that do not depend on an index or a rate are recognized as expenses (unless they are incurred to produce inventories) in the period in which the event or condition that triggers the payment occurs.

In calculating the present value of lease payments, the Company uses its incremental borrowing rate at the lease commencement date because the interest rate implicit in the lease is not readily determinable. After the commencement date, the amount of lease liabilities is increased to reflect the accretion of interest and reduced for the lease payments made. In addition, the carrying amount of lease liabilities is re-measured if there is a modification, a change in the lease term, a change in the lease payments (e.g., changes to future payments resulting from a change in an index or rate used to determine such lease payments) or a change in the assessment of an option to purchase the underlying asset. The Company's lease liabilities are included in Borrowings.

### Short-term leases and leases of low-value assets

The Company applies the short-term lease recognition exemption to its short-term leases (i.e., those leases that have a lease term of 12 months or less from the commencement date and do not contain a purchase option). It also applies the lease of low-value assets recognition exemption to leases that are considered to be of low value. Lease payments on short-term leases and leases of low-value assets are recognized as expense on a straight-line basis over the lease term.

## 2.20 Earnings Per Share

Basic earnings per share

Basic earnings per share is calculated by dividing the net profit or loss for the year attributable to equity shareholders (after deducting preference dividends and attributable taxes) by the weighted average number of equity shares outstanding during the year.

The weighted average number of equity shares outstanding during the year is adjusted for events such as bonus issue, bonus element in a rights issue, share split, and reverse share split (consolidation of shares) that have changed the number of equity shares outstanding, without a corresponding change in resources.

Diluted earnings per share

Diluted earnings per share is computed by dividing the profit (considered in determination of basic earnings per share) after considering the effect of interest and other financing costs or income (net of attributable taxes) associated with dilutive potential equity shares by the weighted average number of equity shares considered for deriving basic earnings per share adjusted for the weighted average number of equity shares that would have been issued upon conversion of all dilutive potential equity shares.

## 2.21 Segment reporting

The Company is engaged in the in "Clinical "Research Services and the same constitutes a single reportable business segment as per Ind AS 108.

## 2.22 Share capital

Incremental costs directly attributable to the issue of equity shares are recognised as a deduction from equity. Income tax relating to transaction costs of an equity transaction is accounted for in accordance with Ind AS 12.

## 2.23 Significant accounting judgements, estimates, and assumption

The preparation of the financial statements in conformity with Ind AS requires management to make



judgments, estimates and assumptions that affect the application of accounting policies and the reported amounts of assets, liabilities, income and expenses. These estimates and associated assumptions are based on historical experiences and various other factors that are believed to be reasonable under the circumstances. Actual results may differ from these estimates.

Estimates and underlying assumptions are reviewed on an ongoing basis. Revisions to accounting estimates are recognized in the period in which the estimates are revised and in any future periods affected. In particular, the areas involving critical estimates or Judgment are:

#### **Determining the lease term of contracts with renewal and termination options**

The Company determines the lease term as the noncancellable term of the lease, together with any periods covered by an option to extend the lease if it is reasonably certain to be exercised, or any periods covered by an option to terminate the lease, if it is reasonably certain not to be exercised. The Company has several lease contracts that include extension and termination options. The Company applies judgement in evaluating whether it is reasonably certain to exercise the option to renew or terminate the lease. That is, it considers all relevant factors that create an economic incentive for it to exercise either the renewal or termination. After the commencement date, the Company reassesses the lease term if there is a significant event or change in circumstances that is within its control and affects its ability to exercise or not to exercise the option to renew or to terminate. Furthermore, the periods covered by termination options are included as part of the lease term only when they are reasonably certain not to be exercised.

#### **Property, plant and equipment**

The depreciation of property, plant and equipment is derived on determining an estimate of an asset's expected useful life and the expected residual value at the end of its life. The useful lives and residual values of Company's assets are determined by management at the time of acquisition of asset and is reviewed periodically, including at each financial year end. The lives are based on historical experience with similar assets as well as anticipation of future events, which may impact their life.

#### **Impairment of financial and non-financial assets**

Significant management judgement is required to determine the amounts of impairment loss on the financial and nonfinancial assets. The calculations of impairment loss are sensitive to underlying assumptions.

#### **Tax provisions and contingencies**

Significant management judgement is required to determine the amounts of tax provisions and contingencies. Deferred tax assets are recognised for unused tax losses and MAT credit entitlements to the extent it is probable that taxable profit will be available against which these losses and credit entitlements can be utilized. Significant management judgement is required to determine the amount of deferred tax assets that can be recognized, based upon the likely timing and the level of future taxable profits together with future tax planning strategies.

#### **Defined benefit plans**

The cost of the defined benefit plan and the present value of the obligation are determined using actuarial valuation. An actuarial valuation involves various assumptions that may differ from actual developments in the future. These include the determination of the discount rate, future salary increases and mortality rates. Due to the complexities involved in the valuation and its long-term nature, a defined benefit obligation is highly sensitive to changes in these assumptions. All assumptions are reviewed at each reporting date.

The parameter most subject to change is the discount rate. In determining the appropriate discount rate for plans operated in India, the management considers the interest rates of government bonds where remaining maturity of such bond correspond to expected term of defined benefit obligation.

The mortality rate is based on publicly available mortality tables. Those mortality tables tend to change only at interval in response to demographic changes. Future salary increases and gratuity increases are based on expected future inflation rates.

#### **Fair value measurement of financial instruments**

When the fair values of financial assets and financial liabilities recorded in the balance sheet cannot be measured based on quoted prices in active markets, their fair value is measured using internal valuation techniques. The inputs to these models are taken from observable markets where possible, but where this is not feasible, a degree of judgement is required in establishing fair values. Judgements include considerations of inputs such as liquidity risk, credit risk and volatility. Changes in assumptions about these factors could affect the reported fair value of financial instruments.

#### **2.24 New standards adopted by the company**

Ind AS 37 – Provisions, Contingent Liabilities and Contingent Assets: Onerous Contracts - Costs of Fulfilling a Contract

The amendments specify that that the 'cost of fulfilling' a contract comprises the 'costs that relate directly to the contract. Costs that relate directly to a contract can either be incremental costs of fulfilling that contract (examples would be direct labour, materials) or an allocation of other costs that relate directly to fulfilling contracts.

This amendment is essentially clarification and had there is no significant impact on the standalone financial statements.

Amendments to Ind AS 16- Property, Plant and Equipment: Proceeds before Intended Use

The amendments modified paragraph 17(e) of Ind AS 16 to clarify that excess of net sale proceeds of items produced over the cost of testing, if any, shall not be recognised in the profit or loss but deducted from the directly attributable costs considered as part of cost of an item of property, plant, and equipment.

The amendments are effective for annual reporting periods beginning on or after 1 April 2022. These amendments had no impact on the standalone financial statements.

Amendments to Ind AS 103, Business Combinations: Reference to the Conceptual Framework

This amendment added an exception to the recognition principle of Ind AS 103 Business Combinations to avoid the issue of potential 'day 2' gains or losses arising for liabilities and contingent liabilities that would be within the scope of Ind AS 37 Provisions, Contingent Liabilities and Contingent Assets or Appendix C, Levies, of Ind AS 37, if incurred separately. The exception requires entities to apply the criteria in Ind AS 37 or Appendix C, Levies, of Ind AS 37, respectively, instead of the Conceptual Framework, to determine whether a present obligation exists at the acquisition date.

In accordance with the transitional provisions, the company applies the amendments prospectively, i.e., to business combinations occurring after the beginning of the annual reporting period in which it first applies the amendments (the date of initial application).

These amendments had no impact on the standalone financial statements of the company as there were no transactions within the scope of these amendments that arose during the period.

#### **2.25 New Accounting pronouncements**

Ministry of Corporate Affairs ("MCA") notifies new standard or amendments to the existing standards under Companies (Indian Accounting Standards) Rules as issued from time to time. On March 31, 2023, MCA amended the Companies (Indian Accounting Standards) Rules, 2015 by issuing the Companies (Indian Accounting Standards) Amendment Rules, 2023, applicable from April 01, 2023, as below:

##### **Ind AS 1 – Presentation of Financial Statements**

The amendments require companies to disclose their material accounting policies rather than their significant accounting policies. Accounting policy information, together with other information, is material when it can reasonably be expected to influence decisions of primary users of general purpose financial statements. The group does not expect this amendment to have any significant impact in its standalone financial statements.



**Ind AS 12 – Income Taxes**

The amendments clarify how companies account for deferred tax on transactions such as leases and decommissioning obligations. The amendments narrowed the scope of the recognition exemption in paragraphs 15 and 24 of Ind AS 12 (recognition exemption) so that it no longer applies to transactions that, on initial recognition, give rise to equal taxable and deductible temporary differences. The company does not expect this amendment to have any significant impact in its standalone financial statements.

**Ind AS 8 – Accounting Policies, Changes in Accounting Estimates and Errors**

The amendments will help entities to distinguish between accounting policies and accounting estimates. The definition of a change in accounting estimates has been replaced with a definition of accounting estimates. Under the new definition, accounting estimates are “monetary amounts in financial statements that are subject to measurement uncertainty”. Entities develop accounting estimates if accounting policies require items in financial statements to be measured in a way that involves measurement uncertainty. The company does not expect this amendment to have any significant impact in its standalone financial statements.

**Note No. 3:**  
Property, plant and equipment

Particulars	Building	Plant & Machinery	Furniture & Fixtures	Motor Vehicles	Office & Laboratory Equipment			Total
					Computers	Books		
<b>Gross carrying value</b>								
Balance as at 31 March 2022	81.66	224.54	337.17	143.99	1,976.25	230.82	0.90	2,995.32
Additions for the year	368.37	1.40	4.05	18.78	10.48	14.14	-	417.22
Disposals for the year	-	-	-	-	-	-	-	-
Balance as at 31 March 2023	450.03	225.94	341.22	162.76	1,986.73	244.96	0.90	3,412.55
<b>Accumulated depreciation</b>								
Balance as at 31 March 2022	81.66	133.75	203.18	64.28	899.77	202.17	0.90	1,585.70
Depreciation charge for the year	9.49	18.53	25.11	17.76	190.09	15.61	-	276.59
On Disposals	-	-	-	-	-	-	-	-
Balance as at 31 March 2023	91.15	152.27	228.29	82.04	1,089.85	217.78	0.90	1,862.29
<b>Net carrying value</b>								
As on 31 March 2022	-	90.79	133.99	79.71	1,076.48	28.65	-	1,409.62
As on 31 March 2023	358.88	73.67	112.93	80.73	896.87	27.18	-	1,550.26

**Note No. 3:  
Intangible Assets**

Particulars	Software	Copyrights	Process Know how	Total
<b>Gross carrying value</b>				
<b>Balance as at 31 March 2022</b>	<b>163.05</b>	<b>12.04</b>	<b>914.66</b>	<b>1,089.75</b>
Additions for the year	9.45	-	249.53	258.98
Disposals for the year	-	-	-	-
<b>Balance as at 31 March 2023</b>	<b>172.50</b>	<b>12.04</b>	<b>1,164.19</b>	<b>1,348.74</b>
<b>Accumulated depreciation</b>				
<b>Balance as at 31 March 2022</b>	<b>137.08</b>	<b>12.04</b>	<b>443.06</b>	<b>592.19</b>
Amortization charge for the year	14.48	-	138.49	152.97
On Disposals	-	-	-	-
<b>Balance as at 31 March 2023</b>	<b>151.56</b>	<b>12.04</b>	<b>581.56</b>	<b>745.15</b>
<b>Net carrying value</b>				
<b>As on 31 March 2022</b>	<b>25.97</b>	<b>-</b>	<b>471.60</b>	<b>497.57</b>
<b>As on 31 March 2023</b>	<b>20.94</b>	<b>-</b>	<b>582.64</b>	<b>603.58</b>

**Note No. 3:  
Right-of-use assets**

Particulars	Lease hold Building	Total
<b>Gross carrying value</b>		
<b>Balance as at 31 March 2022</b>	<b>-</b>	<b>-</b>
Additions for the year	372.32	372.32
Disposals for the year	-	-
<b>Balance as at 31 March 2023</b>	<b>372.32</b>	<b>372.32</b>
<b>Accumulated Depreciation</b>		
Amortisation for the year	-	-
<b>Balance as at 31 March 2022</b>	<b>-</b>	<b>-</b>
Depreciation for the year	123.08	123.08
<b>Balance as at 31 March 2023</b>	<b>123.08</b>	<b>123.08</b>
<b>Net carrying value</b>		
<b>As on 31 March 2022</b>	<b>-</b>	<b>-</b>
<b>As on 31 March 2023</b>	<b>249.24</b>	<b>249.24</b>

**4. Non current investments**

PARTICULARS	As at 31 March 2023	As at 31 March 2022
<b>Investments measured at cost</b>		
In Equity shares of subsidiary companies(20,00,000 equity shares of Rs.10/- each in of Nayas Laboratories Private Limited)	200.00	-
	<b>200.00</b>	<b>-</b>

**5. Other financial assets**

PARTICULARS	As at 31 March 2023	As at 31 March 2022
<b>I. Non-current financial assets</b>		
Deposits with government and other agencies	56.01	51.51
Term deposits with bank (having maturity more than 12 months)	0.39	5.63
	<b>56.41</b>	<b>57.14</b>

PARTICULARS	As at 31 March 2023	As at 31 March 2022
<b>II. Current financial assets</b>		
Rental deposits	3.60	68.04
Other receivables	524.30	709.72
<b>Total</b>	<b>527.90</b>	<b>777.76</b>

**6. Other assets**

PARTICULARS	As at 31 March 2023	As at 31 March 2022
<b>I. Other non-current assets</b>		
Capital advances	857.54	435.00
	<b>857.54</b>	<b>435.00</b>
<b>II. Other current assets</b>		
Prepaid expenses	42.35	49.56
Balance with statutory authorities	1.81	0.37
Vendor advances for raw material	50.07	58.06
Advances to employees	22.38	-
Unbilled revenue	7.20	-
<b>Total</b>	<b>123.82</b>	<b>107.99</b>

**7. Deferred Tax Asset (Net)**

PARTICULARS	As at 31 March 2023	As at 31 March 2022
Opening deferred tax (asset) / liability	50.04	(60.62)
Add/Less: Deferred Tax (Asset) / liability for the year	(113.99)	110.66
Closing Deferred Tax (Asset) / liability	<b>(63.95)</b>	<b>50.04</b>

**8. Inventories**

PARTICULARS	As at 31 March 2023	As at 31 March 2022
Consumables	87.16	85.99
Closing work in progress	-	59.57
<b>Total</b>	<b>87.16</b>	<b>145.56</b>

**9. Trade receivables (Unsecured)**

PARTICULARS	As at 31 March 2023	As at 31 March 2022
Trade receivables considered good - unsecured	1,168.19	760.99
Less: Allowances for expected credit losses	-	-
	<b>1,168.19</b>	<b>760.99</b>

**9. Trade receivables (Unsecured)**

PARTICULARS	As at 31 March 2023	As at 31 March 2022
Trade receivables considered good - unsecured	1,168.19	760.99
Less: Allowances for expected credit losses	-	-
	<b>1,168.19</b>	<b>760.99</b>

**Ageing schedules****Trade receivables ageing schedule for the year ended 31 March 2023**

PARTICULARS	Outstanding for following periods from due date of payment						Total
	Not due	Less than 6 months	6 Months - 1 Year	1-2 Years	2-3 Years	More than 3 Years	
(i) Undisputed trade receivables- considered good	-	1,010.33	124.11	26.36	7.39	-	1,168.19
(ii) Undisputed trade receivables- considered Doubtful	-	-	-	-	-	-	-
(iii) Disputed trade receivables- considered good	-	-	-	-	-	-	-
(iv) Disputed trade receivables- considered Doubtful	-	-	-	-	-	-	-
Less: Allowances for expected credit losses	-	-	-	-	-	-	-
Total trade receivables Current	-	<b>1,010.33</b>	<b>124.11</b>	<b>26.36</b>	<b>7.39</b>	-	<b>1,168.19</b>

**Trade receivables ageing schedule as on 31 March 2022**

PARTICULARS	Outstanding for following periods from due date of payment						Total
	Not due	Less than 6 months	6 Months - 1 Year	1-2 Years	2-3 Years	More than 3 Years	
(i) Undisputed trade receivables- considered good	-	701.56	5.10	54.31	-	-	760.97
(ii) Undisputed trade receivables- considered Doubtful	-	-	-	-	-	-	-
(iii) Disputed trade receivables- considered good	-	-	-	-	-	-	-
(iv) Disputed trade receivables- considered Doubtful	-	-	-	-	-	-	-
Less: Allowances for expected credit losses	-	-	-	-	-	-	-
Total trade receivables Current	-	<b>701.56</b>	<b>5.10</b>	<b>54.31</b>	-	-	<b>760.97</b>

**10. Cash and cash equivalents**

PARTICULARS	As at 31 March 2023	As at 31 March 2022
Bank balance in current accounts	6.00	1.29
Cash on hand	51.25	133.55
Fixed deposits with maturity less than 3 months	555.00	2,836.49
<b>Total</b>	<b>612.25</b>	<b>2,971.33</b>

**11. Current tax assets (Net)**

PARTICULARS	As at 31 March 2023	As at 31 March 2022
Tax deducted at source	275.37	584.90
Advance Tax	-	40.00
	<b>275.37</b>	<b>624.90</b>

**12. Share capital**

PARTICULARS	As at 31 March 2023	As at 31 March 2022
<b>Authorised</b>		
2,10,00,000 equity shares of Rs.10/- each (31 March 2023: 2,10,00,000 equity Shares of Rs.10/- each)	2,100.00	2,100.00
<b>Issued, subscribed and paid- up</b>		
1,54,80,215 (31 March, 2023:1,53,01,465) equity Shares of Rs. 10/- each fully paid-up	<b>1,548.02</b>	<b>1,530.15</b>

**a. Reconciliation of the shares outstanding at the beginning and at the end of the reporting period"**

PARTICULARS	As At March 31,2023		As At March 31,2022	
	Number	Amount	Number	Amount
At the beginning of the period	1,53,01,465	1,530.15	1,53,01,465	1,530.15
Issued during the period	1,78,750	17.88	-	-
Outstanding at the end of the period	1,54,80,215	1,548.02	1,53,01,465	1,530.15

**b. Details of shareholders holding more than 5% share in the company**

PARTICULARS	As At March 31,2023		As At March 31,2022	
	Number of Shares	% of Share Holding	Number of Shares	% of Share Holding
Sri K. Krishna Kishore	21,01,391	13.57%	21,01,391	13.73%
Smt. K. Vanaja	15,73,800	10.17%	15,73,800	10.29%
Dr. Desaiiah Durisala	8,30,000	5.36%	8,30,000	5.42%
K. Jeevan Krishna	8,84,105	5.71%	-	-

**c. Details of shares held by promoters**

PARTICULARS	As At March 31,2023		As At March 31,2022		% Change during the year
	Number of Shares	% of Share Holding	Number of Shares	% of Share Holding	
Sri K. Krishna Kishore	21,01,391	13.57%	21,01,391	13.73%	(0.16%)
Smt. K. Vanaja	15,73,800	10.17%	15,73,800	10.29%	(0.12%)
K. Gopi Krishna	7,20,000	4.65%	7,20,000	4.71%	(0.05%)
K. Jeevan Krishna	8,84,105	5.71%	5,24,300	3.43%	2.28%
T.Chalapathy Rao	-	-	4,03,700	2.64%	(2.64%)
T. Sri Devi	1,21,000	0.78%	1,21,000	0.79%	(0.01%)
Jeevan Mitra Chitfund Private Limited	85,200	0.55%	85,200	0.56%	(0.01%)
T. Ravi Babu	3,93,200	2.54%	2,500	0.02%	2.52%
Snigdha Mothukuri	72,542	0.47%	-	-	0.47%

**13. Other equity**

PARTICULARS	As at 31 March 2023	As at 31 March 2022
<b>Securities premium reserve</b>		
Opening Balance	1,875.12	1,875.12
Options Exercised	162.59	-
Closing Balance	<b>2,037.71</b>	<b>1,875.12</b>
<b>Share-based payment reserve</b>		
Opening Balance	262.60	-
Addition	247.94	-
Options Exercised	(162.59)	262.60
Closing Balance	<b>347.95</b>	<b>262.60</b>
<b>Shares forfeited reserves</b>		
Opening Balance	20.17	20.17
Closing Balance	<b>20.17</b>	<b>20.17</b>

<b>Retained Earnings</b>		
Opening Balance	1,349.23	199.44
Options granted during the year	-	-
Profit/Loss adjusted during the year	(300.30)	1,226.30
Dividends	(183.62)	(76.51)
Closing Balance	<b>865.31</b>	<b>1,349.23</b>
Money received against share warrants		
Opening Balance	0.01	0.01
Current year transfer	-	-
Closing Balance	<b>0.01</b>	<b>0.01</b>
Other Comprehensive Income		
Opening Balance	21.03	-
Re-measurement gains/ (losses) on defined benefit plans	-	21.03
Closing Balance	<b>21.03</b>	<b>21.03</b>
Total	<b>3,292.18</b>	<b>3,528.16</b>

**14. Borrowings**

PARTICULARS	As at 31 March 2023	As at 31 March 2022
<b>I. Non-current borrowings</b>		
<b>Term Loan- secured</b>		
<b>A) From Banks</b>		
i) Car Loans- Hypothecation against the Cars	-	7.52
ii) Machinery loans	62.07	250.20
iii) Covid Loan	244.29	149.84
<b>B) Intercompany Loan</b>	15.00	15.00
	<b>321.35</b>	<b>422.57</b>
<b>II. Current borrowings</b>		
<b>A) From banks</b>	-	-
i) Loan From Banks (Guaranteed by Director)	129.23	524.63
ii) Current Maturity of Longterm Borrowings	163.44	307.20
<b>Total</b>	<b>292.67</b>	<b>831.83</b>

**Note points for loans**

Machinery Loan of Rs.131.00 Lakhs from Karur Vysya Bank repayable in 72 monthly installments commenced from 30 August 2017 interest rate @ 13.15%.

Machinery Loan of Rs.92.75 Lakhs from Karur Vysya Bank repayable in 72 monthly installments commenced from 30 August 2017 interest rate @ 13.15%.

Machinery Loan of Rs.260.64 Lakhs from Karur Vysya Bank repayable in 74 monthly installments commenced from 22 January 2019 interest rate @ 10.50%.

Covid Loan of Rs. 250.00 Lakhs from Karur Vysya Bank repayable in 37 monthly installments commenced from 05 November 2021 interest rate @ 8.20%

Covid Loan of Rs. 175.00 Lakhs from Karur Vysya Bank repayable in 38 monthly installments commencing from 05 April 2024 interest rate @ 8.15%.

Cash credit from KVB Bank is primarily secured by hypothecation of entire current assets of the company both present and future.

Machinery and Covid Loans from KVB Banks are primarily secured by hypothecation of machinery/asset procured against bank finance.

Car loan of Rs. 30.00 Lakhs from Yes Bank repayable in 48 monthly installments commenced from 02 February 2020 interest rate @ 8.93%..

**15. Lease liabilities**

PARTICULARS	As at 31 March 2023	As at 31 March 2022
Non-current lease liabilities	148.17	-
	148.17	-
Current lease liabilities	121.68	-
<b>Total</b>	<b>121.68</b>	<b>-</b>

**16. Provisions**

Particulars	As at 31 March 2023	As at 31 March 2022
<b>I. Non-current provisions</b>		
Gratuity payable	30.95	27.46
	<b>30.95</b>	<b>27.46</b>
<b>II. Current provisions</b>		
Gratuity payable	1.01	1.01
Leave encashment payable	0.08	0.08
Provision for Income tax	-	490.44
Provision for CSR	-	4.58
<b>Total</b>	<b>1.10</b>	<b>496.11</b>



**17. Trade payables**

PARTICULARS	As at 31 March 2023	As at 31 March 2022
Total Outstanding dues of Micro, Small and Medium Enterprises (MSME)	69.14	34.87
Total Outstanding dues of Creditors other than Micro, Small and Medium Enterprises (Others)"	193.76	165.34
<b>Total</b>	<b>262.90</b>	<b>200.21</b>

**Trade payables ageing****Trade payables ageing for the year ended 31 March 2023**

PARTICULARS	Outstanding for following periods from due date of payment					Total
	Not due	Less than 1 year	1-2 Years	2-3 Years	More than 3 Years	
(i) MSME	-	67.23	1.92	-	-	69.14
(ii) Others	-	184.95	6.45	2.35	-	193.76
(iii) Disputed dues - MSME	-	-	-	-	-	-
(iv) Disputed dues - Others	-	-	-	-	-	-
	-	<b>252.18</b>	<b>8.37</b>	<b>2.35</b>	-	<b>262.90</b>

**Trade Payables Ageing as on 31 March 2022**

PARTICULARS	Outstanding for following periods from due date of payment					Total
	Not due	Less than 1 year	1-2 Years	2-3 Years	More than 3 Years	
(i) MSME	-	34.87	-	-	-	34.87
(ii) Others	-	165.34	-	-	-	165.34
(iii) Disputed dues - MSME	-	-	-	-	-	-
(iv) Disputed dues - Others	-	-	-	-	-	-
	-	<b>200.21</b>	-	-	-	<b>200.21</b>

**Dues to Micro, Small and Medium Enterprises**

The information as required to be disclosed Micro and Small Enterprises under the Micro, Small and Medium Enterprises Development Act, 2006 (Act) is as given below and the information mentioned in Balance Sheet. Trade Payables dues to Micro and Small Enterprises, has been determined on the basis of information available with the Company and relied on by the auditors:

i) Principal amount remaining unpaid as on 31st March (overdue amounts)	69.14	34.87
ii) Interest due thereon as on 31st March	Nil	Nil
iii) Interest paid by the Company in terms of Section 16 of Micro, Small and Medium Enterprises Development Act, 2006 along with the amount of payment made to the suppliers beyond the appointed day during the year.	Nil	Nil
iv) Interest due and payable for the period of delay in making payment (which have been paid but beyond the appointed day during the year) but without adding the interest specified under the Act.	Nil	Nil
v) Interest accrued and remaining unpaid as at 31st March	Nil	Nil
vi) Further, interest remaining due and payable even in the succeeding years, until such date when the interest dues as above are actually paid to the small enterprises for the purpose of disallowance as a deductible expenditure under Section 23 of the Act.	Nil	Nil

Amount shown against dues to Micro & Small Enterprises under the head trade payables represents amount outstanding as on 31st March but not due for payment.

**18. Other financial liabilities**

PARTICULARS	As at 31 March 2023	As at 31 March 2022
Interest payable	57.83	57.83
Rent payable	1.32	3.60
Other payable	43.97	265.62
<b>Total</b>	<b>103.11</b>	<b>327.05</b>

**19. Other current liabilities**

PARTICULARS	As at 31 March 2023	As at 31 March 2022
TDS payable	48.55	53.01
Professional tax payable	0.42	0.30
GST payable	0.73	16.67
Provident fund payable	6.06	5.08
ESI payable	0.66	0.61
Salaries payable	85.36	72.33
Directors remuneration payable	10.46	7.38
Commission payable	-	102.60
Provision for expenses	0.69	2.08
Advance received from customers	33.65	34.12
Prepaid revenue	75.55	80.10
<b>Total</b>	<b>262.13</b>	<b>374.29</b>

**20. Revenue from contract with customers**

PARTICULARS	For the Year ended 31 March 2023	For the Year ended 31 March 2022
Clinical research services- Domestic	2,429.21	4,187.09
Clinical research services- Export	1,188.59	1,468.40
<b>Total</b>	<b>3,617.80</b>	<b>5,655.49</b>

**21. Other income**

PARTICULARS	For the Year ended 31 March 2023	For the Year ended 31 March 2022
Interest on income tax refund	2.28	-
Interest from fixed deposits	46.90	14.82
Interest From unsecured loans	34.00	-
Interest on lease deposits	3.50	-
Miscellaneous income	2.55	6.09
Chit fund dividend earned	10.50	-
Profit on sale of motor car	-	0.10
Forex gain - net	2.85	(0.61)
Profit on sale of investments	-	404.22
Export incentive	-	73.96
Rent received	3.60	15.00
Pass through & storage charges	-	77.40
<b>Total</b>	<b>106.18</b>	<b>590.98</b>

**22. Cost of materials consumed**

PARTICULARS	For the Year ended 31 March 2023	For the Year ended 31 March 2022
Opening stock of raw materials	85.99	64.87
Purchases of raw materials	246.70	390.55
Less: Closing stock of raw materials	87.16	85.99
<b>Total</b>	<b>245.54</b>	<b>369.43</b>

**23. Changes in inventories of finished goods and work-in-progress**

PARTICULARS	For the Year ended 31 March 2023	For the Year ended 31 March 2022
Opening work-in-progress	59.57	429.50
Closing work-in-progress	4.92	59.57
<b>Changes in inventories of finished goods and work-in-progress</b>	<b>54.65</b>	<b>369.93</b>

**24. Employees benefit expenses**

PARTICULARS	For the Year ended 31 March 2023	For the Year ended 31 March 2022
Salaries & allowances	963.99	891.47
Staff welfare expenses	30.52	29.45
Gratuity	13.72	14.36
Leave encashment	5.39	4.59
Director's remuneration	225.00	186.79
Incentive	-	113.11
Share based payments to employees	247.94	262.60
<b>Total</b>	<b>1,486.56</b>	<b>1,502.38</b>

**25. Finance cost**

PARTICULARS	For the Year ended 31 March 2023	For the Year ended 31 March 2022
Bank charges	-	1.89
Loan processing charges	-	2.67
Interest expense	-	-
on Lease	29.43	-
on Vehicle loans	1.03	3.16
on CCBD	1.54	1.21
on Term loan from Bank	62.77	86.63
on Others	-	-
on Unsecured loans	-	0.27
<b>Total</b>	<b>94.76</b>	<b>95.83</b>

**26. Depreciation and amortization expense**

PARTICULARS	For the Year ended 31 March 2023	For the Year ended 31 March 2022
Depreciation on property, plant and equipment	236.15	258.79
Amortization of intangible assets	152.97	109.15
Depreciation on right-of-use assets	113.24	-
<b>Total</b>	<b>502.36</b>	<b>367.94</b>

**27. Other expenses**

PARTICULARS	For the Year ended 31 March 2023	For the Year ended 31 March 2022
Rent	26.30	160.34
Electricity	92.17	80.02
Licenses & renewals	80.20	63.46
Repairs & maintenance	107.12	97.78
Insurance	52.40	38.57
MHRA audit fees	-	27.14
Communication charges	23.69	28.84
Travelling & Conveyance	60.75	29.80
Printing & Stationery	11.24	11.20
Advertisement , publicity & business promotion	22.52	15.64
Sales commission	251.98	214.67
Professional charges	136.17	210.14
Outsourcing services	-	53.64
Audit fee	2.00	2.50
General expenses	25.17	19.42
Machinery rent	13.13	7.56
Office maintenance	56.03	77.15
Director's sitting fees	10.29	9.16
Registrar's fee	1.36	1.18
Garden maintenance	2.83	2.18
Provision for CSR	11.14	4.58
BSE listing fee	3.00	3.00
ROC filing fee	0.10	0.45
Volunteer expenses	697.18	545.14
Water charges	0.61	1.51
Property tax paid	8.22	-
Interest on income tax	1.34	-
Bank charges	1.84	-
Loan processing charges	3.20	-
Loss on sale of assets	-	0.99
<b>Total</b>	<b>1,701.98</b>	<b>1,706.07</b>

**28. Changes in liabilities arising from financing activities  
For the year ended 31 March 2023**

PARTICULARS	Current Borrowings	Non-current Borrowings	Lease liabilities
<b>As at 1 April 2022</b>	831.83	422.56	-
Borrowings made during the year	-	-	-
Borrowings repaid during the year	(539.16)	(101.21)	-
Effect of changes in foreign exchange rates	-	-	-
Recognition of right of use liability during the year	-	-	372.32
Payment of lease liability	-	-	(102.48)
Borrowings made during the year	-	-	-
<b>As at 31 March 2023</b>	<b>292.67</b>	<b>321.35</b>	<b>269.84</b>

**For the year ended 31 March 2022**

PARTICULARS	Current Borrowings	Non-current Borrowings	Lease liabilities
As at 1 April 2021	5.06	776.99	-
Borrowings made during the year	-	-	-
Borrowings repaid during the year	-	(354.43)	-
Effect of changes in foreign exchange rates	-	-	-
Recognition of right of use liability during the year	-	-	-
Payment of lease liability	-	-	-
Borrowings made during the year	826.77	-	-
<b>As at 31 March 2022</b>	<b>831.83</b>	<b>422.56</b>	<b>-</b>

### 29. Revenue from contract with customer Disaggregated revenue information

PARTICULARS	For the Year ended 31 March 2023	For the Year ended 31 March 2022
Revenue from contracts with customers		
Sale of products		
Manufactured	-	-
Traded	-	-
Sale of services	3,617.80	5,655.49
Other operating revenues (scrap sales)	-	-
<b>Total</b>	<b>3,617.80</b>	<b>5,655.49</b>
(a) Disaggregated revenue information		
Sale of Services		
(i) Domestic	2,429.21	4,187.09
(ii) Exports	1,188.59	1,468.09
	<b>3,617.80</b>	<b>5,655.49</b>
(b) Timing of revenue recognition		
Services rendered over a period of time	3,617.80	5,655.49
	<b>3,617.80</b>	<b>5,655.49</b>
(c) Reconciliation of amount of revenue recognised with contract price		
Revenue as per contracted price (including concession / subsidy on fertilisers)	3,610.97	4,829.39
Add: Unbilled on account of work under certification	2.28	-
Less: Billing in excess of contract revenue	(4.54)	(826.10)
<b>Revenue from contracts with customers</b>	<b>3,617.80</b>	<b>5,655.49</b>

### 30. Auditor Remuneration

PARTICULARS	For the Year ended 31 March 2023	For the Year ended 31 March 2022
a) Audit fees	0.90	0.90
b) Other charges		
Tax Audit	-	-
Certification fee	0.60	0.60
c) GST Audit	0.50	1.00
<b>TOTAL</b>	<b>2.00</b>	<b>2.50</b>

### 31. Earning per Share

PARTICULARS	For the Year ended 31 March 2023	For the Year ended 31 March 2022
Profit attributable to equity holders	(300.30)	1,226.30
Profit attributable to equity holders for basic EPS		
Number of shares at the beginning of the year	1,53,01,465	1,53,01,465
Add: Equity shares issued	1,78,750	-
Less: Buy back of equity shares	-	-
Total number of equity shares outstanding at the end of the year	1,54,80,215	1,53,01,465
<b>Weighted average number of equity shares outstanding during the year – Basic</b>	<b>1,53,26,441</b>	<b>1,53,01,465</b>
<b>Weighted average number of equity shares outstanding during the year – Diluted</b>	<b>1,53,26,441</b>	<b>1,53,01,465</b>
Earnings per share of par value ` 10/- -Basic ( ` )	<b>(1.96)</b>	<b>8.15</b>
Earnings per share of par value ` 10/- – Diluted ( ` )	<b>(1.96)</b>	<b>7.73</b>

### 32. Income Taxes

The major components of income tax expense for the years ended 31 March 2023 and 31 March 2022 are:

PARTICULARS	For the Year ended 31 March 2023	For the Year ended 31 March 2022
<b>Current income tax:</b>		
Current income tax charge	-	357.85
Mat Credit Utilization/(Entitlement)	-	140.09
Adjustment of tax relating to earlier periods	49.55	-
<b>Deferred Tax:</b>		
Relating to origination and reversal of temporary differences	(111.10)	110.66
<b>Income tax expense reported in the statement of profit and loss</b>	<b>(61.55)</b>	<b>608.60</b>

### OCI section

Deferred tax related to items recognised in OCI during in the year:

Other comprehensive income section

Deferred tax related to items recognised in OCI during in the year:

PARTICULARS	For the Year ended 31 March 2023	For the Year ended 31 March 2022
Re-measurement gains/ (losses) on defined benefit plans	(11.49)	21.03
<b>Deferred tax charged to OCI</b>	<b>2.89</b>	<b>-</b>

**Reconciliation of tax expense and the accounting profit multiplied by India's domestic tax rate for 31 March 2023 and 31 March 2022:**

PARTICULARS	For the Year ended 31 March 2023	For the Year ended 31 March 2022
<b>Accounting profit before income tax</b>	(361.86)	1,834.89
Accounting profit before income tax	(361.86)	1,834.89
At India's statutory income tax rate of 25.17% (31 March 2022: 29.12%)	(91.08)	535.24
Effect of adjustments in respect of current income tax of previous years	49.55	-
Effect of items taxable separately	-	(22.49)
Non-deductible expenses for tax purposes: on account of others	(20.02)	95.82
Total tax expense reported in the statement of profit and loss	(61.55)	608.59
<b>Effective income tax rate</b>	<b>(17.00)%</b>	<b>33.17%</b>

**Deferred tax relates to the following Balance Sheet**

PARTICULARS	For the Year ended 31 March 2023	For the Year ended 31 March 2022
Deferred tax liabilities:		
WDV differences of assets as per books and tax laws	35.01	46.21
Gratuity Provision	-	4.18
	35.01	50.39
Deferred tax assets:		
Post-employment benefits gratuity	(8.04)	-
Gratuity Paid	-	(0.35)
Provision for bad debts		-
Right of use assets	62.73	-
80JJAA	(5.02)	-
Lease liability	(67.92)	-
Deferred Tax on business loss	(77.82)	-
Remeasurement Loss on defined benefit obligations	(2.89)	-
	(98.96)	(0.35)
<b>Net deferred tax (assets)/liabilities</b>	<b>(63.95)</b>	<b>50.04</b>

**Reflected in the balance sheet as follows:**

PARTICULARS	For the Year ended 31 March 2023	For the Year ended 31 March 2022
Deferred tax assets (continuing operations)	(98.96)	(0.35)
Deferred tax liabilities:	35.01	50.39
Deferred tax liabilities/(assets), net	<b>(63.95)</b>	<b>50.04</b>

**33. Segment Information**

An operating segment is a component of the Company that engages in business activities from which it may earn revenues and incur expenses (including revenues and expenses relating to transactions with other components of the Company), whose operating results are regularly reviewed by the Company's chief operating decision maker to make decisions about resources to be allocated to the segment and assess its performance, and for which discrete financial information is available. Operating segments of the company are reported in a manner consistent with the internal reporting provided to the chief operating decision maker.

The company has only one operating segment i.e. clinical research services. Hence, the same becomes the reportable segment for the Company. Accordingly, disclosure of segment information as prescribed in the Indian accounting standard 108 "Operating segments" is not applicable.

**34. Employee benefits**

PARTICULARS	For the Year ended 31 March 2023	For the Year ended 31 March 2022
Salaries, wages and bonus	963.99	891.47
Gratuity	13.72	14.36
Staff welfare expenses	30.52	29.45
Incentive	-	113.11
Share based payments to employees	247.96	262.60
Director's remuneration	225.00	186.79
Leave Encashment	5.39	4.59
<b>Total</b>	<b>1,486.58</b>	<b>1,502.38</b>

**Notes:**

- The Code on Social Security, 2020 ("Code") relating to employee benefits received Presidential assent in September 2020. However, effective date and the final rules/interpretation have not yet been notified/issued. The Company is in the process of assessing the impact of the Code and will recognize the impact, if any, based on its effective date.
- The Company operates defined benefit plan i.e., gratuity for its employees. Under the gratuity plan, every employee who has completed at least five years of service gets a gratuity on departure at 15 days of last drawn salary for each completed year of service. The fund has the form of a trust and it is governed by the Board of Trustees who is responsible for the administration of the plan assets and for the definition of the investment strategy.



During the period the Company has recognized the following amounts in the Statement of profit and loss.

PARTICULARS	For the Year ended 31 March 2023	For the Year ended 31 March 2022
Employers Contribution to Provident fund	35.30	30.38
Employers Contribution to Employee state insurance	6.84	6.11
<b>Total</b>	<b>42.14</b>	<b>36.49</b>

The components of gratuity cost recognized in the statement of profit and loss for the years ended 31 March 2023 and 31 March 2022 consist of the following.

PARTICULARS	For the Year ended 31 March 2023	For the Year ended 31 March 2022
Current service cost	11.66	12.17
Interest on net defined benefit liability/(asset)	2.06	2.19
Expected Return on plan Assets	-	-
Components of defined benefit costs recognized in statement of profit or loss - (A)	13.72	14.36
Actuarial (gain) / loss on plan obligations	11.49	(17.53)
Components of defined benefit costs recognized in other comprehensive income - (B)	11.49	(17.53)
<b>Total (A+B)</b>	<b>25.21</b>	<b>(3.17)</b>

The amount included in the balance sheet arising from the entity's obligation in respect of defined benefit plan is as follows

PARTICULARS	For the Year ended 31 March 2023	For the Year ended 31 March 2022
Present value of defined benefit obligation	31.96	28.47
Less: Fair value of plan assets	-	-
<b>Net liability recognized in the balance sheet</b>	<b>31.96</b>	<b>28.47</b>
Current portion of the above	1.01	1.01
Non-current portion of the above	30.95	27.46

Movement in the present value of the defined benefit obligation is as follows

PARTICULARS	For the Year ended 31 March 2023	For the Year ended 31 March 2022
Defined benefit obligations at the beginning of the year	28.47	32.86
Benefits Paid	(21.71)	(1.21)
Expenses Recognised in statement of Profit & Loss		
Current service cost	11.66	12.17
Interest on defined obligations	2.06	2.19
Expenses Recognised in statement of OCI		
Actuarial loss/(gain) due to change in assumptions	0.52	(2.13)
Actuarial loss/(gain) due to experience changes	10.97	(15.40)
<b>Defined benefit obligations at the end of the year</b>	<b>31.96</b>	<b>28.47</b>

Summary of Actuarial Assumptions

The actuarial assumptions used to determine benefit obligations in accounting for the Gratuity Plan are as follows.

PARTICULARS	For the Year ended 31 March 2023	For the Year ended 31 March 2022
Interest/discount rate	7.23%	7.37%
Rate of increase in compensation	4.00%	4.00%
Employee attrition Rate	3%	3%
Expected Average Remaining Service	17.49	17.00

**35.Related Party Transaction**

Name of the related party	Nature of relationship
Mr. S. S. R. Koteswara Rao, Chairman - Independent Director	
Mr. K Krishna Kishore, Vice chairman & Managing Director	
Ms. M Snigdha, CEO and Wholetime Director	
Mr. K Jeevan Krishna, Executive Director & CFO	Key Management Personnel
Mr. Y Nageswara Rao, Wholetime Director	
Mr. M Srikanth Sasidhar, Chief Financial Officer	
Ms. Swapnil Sharvari Shinde, Company secretary	
Mr. T Ravi Babu, Non-Executive Director	
Mr. K Rama Krishna Prasad, Non – Executive Director	Directors
Mr. G Bhanu Prakash, Independent Director	
Mr. G V Subba Rao, Independent Director	
Mr. B Suryaprakasa Rao, Independent Director	
Jeevana Mitra Finance corporation	
Jeevana Mitra Chitfund Pvt Ltd	Enterprise owned by Key Managerial person
Nayas Laboratories Private Limited	Subsidiary
K Krishna Kishore	
K Vanaja	
K Jeevan Krishna	
Jeevan Mitra Finance Corporation	
Jeevan Mitra Chitfund Pvt Ltd	Promoters
K Gopi Krishna	
T Chalapathi Rao	
T Ravi Babu	
T Sridevi	

PARTICULARS	As at 31 March 2023	As at 31 March 2022
<b>Rent expense</b>		
a) Jeevana Mitra Finance corporation	8.07	22.32
b) K Krishna Kishore	8.03	12.84
c) K Vanaja	8.03	12.84
<b>Remuneration expense</b>		
a) K Krishna Kishore	108.00	108.00
b) M Rajendra Prasad	-	12.30
c) M Snigdha	48.00	48.00
d) K Jeevan Krishna	54.00	51.91
e) Y Nageswara Rao	15.00	11.58
f) Ms. Swapnil Sharvari Shinde	2.70	2.70
g) Srikanth Sasidhar	8.42	18.00
<b>Incentive paid</b>		
a) K Krishna Kishore	-	113.11
b) K Jeevan Krishna	-	27.97
<b>Dividend paid</b>		
a) K Krishna Kishore	22.82	10.01
b) K Vanaja	18.89	7.87
c) K Jeevan Krishna	7.03	3.62
d) Jeevan Mitra Finance Corporation	2.40	1.00
e) Jeevan Mitra Chitfund Pvt Ltd	1.02	0.43
f) K Gopi Krishna	8.64	3.60
g) T Chalapathi Rao	4.69	1.95
h) T Ravi Babu	0.03	0.01
i) T Sridevi	1.45	0.67
<b>Sitting fees paid</b>		
S.S.R Koteswara Rao	2.00	2.15
T. Ravi Babu	1.25	1.40
G. Bhanu Prakash	1.75	2.00
K. Ramakrishna Prasad	1.60	2.15
K. Jeevan Krishna	-	1.25
B. Surya Prakash Rao	2.35	-
G.V. Venkata Subba Rao	1.55	-
<b>Investment in equity shares</b>		
Nayas Laboratories Private Limited	200.00	-

## Outstanding balances as on Balance sheet date

PARTICULARS	As at 31 March 2023	As at 31 March 2022
<b>Rent Paid</b>		
a) Jeevana Mitra Finance corporation	0.36	1.67
b) K Krishna Kishore	0.48	0.96
c) K Vanaja	0.48	0.96
<b>Remuneration Payable</b>		
a) K Krishna Kishore	3.98	-
c) M Snigdha	2.48	2.49
d) K Jeevan Krishna	3.53	3.35
e) Y Nageswara Rao	0.48	0.61
<b>Investment in equity shares</b>		
Nayas Laboratories Private Limited	200.00	-

## 36. Transactions in foreign currency

PARTICULARS	For the Year ended 31 March 2023	For the Year ended 31 March 2022
Earnings in Foreign Exchange		
Export of services (FOB Value)	1,188.59	1,468.40
<b>Total</b>	<b>1,188.59</b>	<b>1,468.40</b>

## 37. Financial instruments and fair value

All assets and liabilities for which fair value is measured or disclosed in the Ind AS financial statements are categorised within the fair value hierarchy, as below, based on the lowest level input that is significant to the fair value measurement as a whole:

**Level 1:** Quoted (unadjusted) market prices in active markets for identical assets or liabilities

**Level 2:** Valuation techniques for which the lowest level input that is significant to the fair value measurement is directly or indirectly observable

**Level 3:** Valuation techniques for which the lowest level input that is significant to the fair value measurement is unobservable.

PARTICULARS	As At March 31,2023		As At March 31,2022	
	Total carrying value	Total fair value	Total carrying value	Total fair value
<b>Assets</b>				
Cash and cash equivalents including the other bank balances	612.25	612.25	2971.33	2971.33
Investments	200.00	200.00	-	-
Trade and other receivables	1,168.19	1,168.19	760.99	760.99
Other financial assets	584.31	584.31	834.90	834.90
<b>Total</b>	<b>2,564.75</b>	<b>2,564.75</b>	<b>4,567.22</b>	<b>4,567.22</b>
<b>Liabilities</b>				
Trade payables	262.90	262.90	200.21	200.21
Non-current borrowings	321.35	321.35	422.57	422.57
Current borrowings	292.67	292.67	831.83	831.83
Lease liabilities	269.84	269.84	-	-
Other financial liabilities	103.11	103.11	327.05	327.05
<b>Total</b>	<b>1,249.88</b>	<b>1,249.88</b>	<b>1,781.66</b>	<b>1,781.66</b>

There has been no transfers between levels during the year. The management has assessed that the carrying values of financial assets and financial liabilities for which fair values are disclosed, reasonably approximate their fair values because these instruments have short-term maturities.

## 38. Financial risk management objectives and policies

The Company's principal financial liabilities comprise borrowings, trade and other payables. The main purpose of these financial liabilities is to finance the Company's operations. The Company's principal financial assets include investments, trade and other receivables, cash and cash equivalents, bank balances, security deposits and derivatives that are out of regular business operations.

The Company is exposed to market risk, credit risk and liquidity risk. The Company's senior management oversees the management of these risks. The Company's risk management is carried out by a treasury department under policies approved by the Board of Directors. The Board of Directors provides written principles for overall risk management, as well as policies covering specific areas, such as foreign exchange risk, interest rate risk, credit risk, use of derivative financial instruments and non-derivative financial instruments, and investment of excess liquidity.

## (a) Market risk

Market risk is the risk that the fair value of future cash flows of a financial instrument that will fluctuate because of changes in market prices. Market risk comprises three types of risk i.e. interest rate risk, currency risk and other price risk, such as commodity risk. Financial instruments affected by market risk include borrowings, derivatives financial instruments and trade payables.

## i. Interest rate risk

Interest rate risk is the risk that the fair value or future cash flows of the Company's financial instruments will fluctuate because of changes in market interest rates. The Company's exposure to the risk of changes in market interest rate relates primarily to the Company's borrowings with floating interest rates. The following table demonstrates the sensitivity to a reasonably possible change in interest rates on borrowings affected. With all other variables held constant, the Company's profit before tax is affected through the impact on floating rate borrowings, without considering impact of derivatives not designated as hedges, as follows:

PARTICULARS	Increase/decrease in basis points	Effect on profit before tax
<b>31 March 2023</b>		
INR	50	(3.07)
INR	(50)	3.07
<b>31 March 2022</b>		
INR	50	(6.27)
INR	(50)	6.27

## ii. Foreign currency risk

Foreign currency risk is the risk that the fair value or future cash flows of an exposure will fluctuate because of changes in foreign exchange rates. The Company's exposure to the risk of changes in foreign exchange rates relates primarily to the Company's foreign currency borrowings and trade payables. The summary of derivative instruments and unhedged foreign currency exposure is as below:

Derivatives (not designated as hedges) outstanding as at the reporting date

PARTICULARS	As at 31 March 2023 USD dollars in lakhs	As at 31 March 2022 USD dollars in lakhs
Trade receivables	3.50	2.62

The following tables demonstrate the sensitivity to a reasonably possible change in foreign exchange rates, with all other variables held constant and without considering impact of derivatives not designated as hedges.

PARTICULARS	As At March 31,2023		As At March 31,2022	
	5% increase	5% decrease	5% increase	5% decrease
Impact on profit before tax USD				
Average rate	82.14	82.14	75.75	75.75
Impact on profit before tax	14.38	(14.38)	9.92	(9.92)

## (b) Credit risk

Credit risk is the risk of loss that may arise on outstanding financial instruments if a counterparty default on its obligations. The Company's exposure to credit risk arises majorly from trade and other receivables. Other financial assets like security deposits and bank deposits are mostly with government authorities and scheduled banks and hence, the Company does not expect any credit risk with respect to these financial assets.

### Trade and other receivables

The Company's exposure to credit risk is influenced mainly by the individual characteristics of each customer. The demographics of the customer, including the default risk of the industry and country in which the customer operates, also has an influence on credit risk assessment. Credit risk is managed through credit approvals, establishing credit limits and continuously monitoring the creditworthiness of customers to which the Company grants credit terms in the normal course of business.

### Investments

The Company limits its exposure to credit risk by generally investing in liquid securities and only with counterparties that have a good credit rating. The Company does not expect any losses from non-performance by these counter-parties, and does not have any significant concentration of exposures to specific industry sectors or specific country risks.

### Details of financial assets – not due, past due and impaired

None of the Company's cash equivalents, including term deposits with banks, were past due or impaired as of 31 March 2023. The Company's credit period for trade and other receivables payable by its customers generally ranges from 30 – 90 days.

The ageing of trade and other receivables is given below:

PARTICULARS	As at 31 March 2023	As at 31 March 2022
Neither past due nor impaired		
Past due but not impaired		
Less than 365 days	1,134.44	706.66
More than 365 days	33.75	54.31
Less : Allowance for credit losses	-	-
<b>Total</b>	<b>1,168.19</b>	<b>760.97</b>

## c) Liquidity risk

The Company's objective is to maintain optimum levels of liquidity to meet its cash and collateral requirements at all times. The Company relies on a mix of borrowings and excess operating cash flows to meet its needs for funds. The current committed lines of credit are sufficient to meet its short to medium/long term expansion needs. The Company monitors rolling forecasts of its liquidity requirements to ensure it has sufficient cash to meet operational needs while maintaining sufficient headroom on its undrawn committed borrowing facilities at all times so that the Company does not breach borrowing limits or covenants (where applicable) on any of its borrowing facilities.

The table below summarises the maturity profile of the Company's financial liabilities on undiscounted basis:

The table below summarises the maturity profile of the Company's financial liabilities on undiscounted basis:

Maturities	Upto 1 year	1-3 Years	3-5 Years	Above 5 Years	Total
<b>31 March 2023</b>					
Non-current borrowings	163.44	146.35	175.00	-	484.79
Lease liabilities	121.68	142.87	5.30	-	269.84
Current borrowings	129.23	-	-	-	129.23
Trade payables	262.90	-	-	-	262.90
Other financial liabilities	103.11	-	-	-	103.11
<b>Total</b>	<b>780.36</b>	<b>294.52</b>	<b>180.30</b>	<b>-</b>	<b>1,249.88</b>
<b>31 March 2022</b>					
Non-current borrowings	307.20	422.57	-	-	729.76
Lease liabilities	-	-	-	-	-
Current borrowings	524.63	-	-	-	524.63
Trade payables	200.21	-	-	-	200.21
Other financial liabilities	327.05	-	-	-	327.05
<b>Total</b>	<b>1,359.09</b>	<b>422.57</b>	<b>-</b>	<b>-</b>	<b>1,781.65</b>

#### 39. Details of CSR expenditure

PARTICULARS	As at 31 March 2023	As at 31 March 2022
i) Amount required to be spent by the company during the year	11.14	4.58
ii) Amount required to be set off for the financial year, if any	-	-
iii) Total CSR obligation for the financial year	11.14	4.58
iv) Amount of expenditure incurred		
(a) Construction/acquisition of any asset	-	-
(b) On purposes other than (a) above	11.14	4.58
v) Shortfall/ (Pre spent) at the end of the year ((iii)-(iv))*	-	-
vi) Total of previous years shortfall	-	-
vii) Reason for shortfall	-	-
viii) Nature of CSR activities	Contribution to Devnar foundation for the blind, Krishna Foundation, Balanagar Lions Eye Hospital	
ix) Details of related party transactions, e.g., contribution to a trust controlled by the company in relation to CSR expenditure as per relevant Accounting Standard	N.A	N.A
x) Where a provision is made with respect to a liability incurred by entering into a contractual obligation, the movements in the provision	N.A	N.A

#### 40. Ratio Analysis

Ratio	Numerator	Denominator	31 March 2023	31 March 2022	Variance (in %)	Reason
Current ratio	Current Assets	Current Liabilities	2.68	2.44	9.75	
Debt- Equity Ratio	Total Debt	Shareholder's Equity	0.18	0.25	(26.83)	1
Debt Service Coverage ratio	Earnings for debt service	Debt service	0.87	5.92	(85.23)	2
Return on Equity ratio	Net Profits after taxes	Average Shareholder's Equity	(0.06)	0.24	(125.30)	3
Inventory Turnover ratio	Turnover	Average Inventory	31.09	9.80	217.26	4
Trade Receivable Turnover Ratio	Revenue	Average Trade Receivable	3.75	5.64	(33.50)	5
Trade Payable Turnover Ratio	Net credit purchases	Average Trade Payables	1.07	1.68	(36.58)	6
Net Capital Turnover Ratio	Revenue	Working capital	2.07	1.96	5.41	
Net Profit ratio	Net Profit	Revenue	(0.10)	0.20	(150.01)	7
Return on Capital Employed	Earnings before interest and taxes	Capital Employed	(0.05)	0.33	(114.73)	8

#### Reasons:

1. Decrease in Current Borrowings as compared to last year.
2. Decrease in earnings as compared to last year.
3. Loss reported in current financial year when compared to profit in previous financial year.
4. Decrease in inventory in the current year resulted in increase in Inventory Turnover ratio even though turnover decreased when compared to previous financial year.
5. Decrease in turnover in the current year.
6. Decrease in purchases in current year.
7. Loss reported in current financial year when compared to profit in previous financial year.
8. Decrease in earnings before interest and taxes.

#### 41. Other statutory information

1. The Company does not have any Benami property, where any proceeding has been initiated or pending against the Company for holding any Benami property.
2. The Company does not have any transactions with struck off companies.
3. The Company does not have any charges or satisfaction which is yet to be registered with ROC beyond the statutory period.
4. The Company has not traded or invested in Crypto currency or Virtual Currency during the financial year.



5. The Company has not advanced or loaned or invested funds to any other person(s) or entity(ies), including foreign entities (Intermediaries) with the understanding that the Intermediary shall
  - a) directly or indirectly lend or invest in other persons or entities identified in any manner whatsoever by or on behalf of the company (Ultimate Beneficiaries) or
  - b) provide any guarantee, security or the like to or on behalf of the Ultimate Beneficiaries.
6. The Company has not received any fund from any person(s) or entity(ies), including foreign entities (Funding Party) with the understanding (whether recorded in writing or otherwise) that the Company shall
  - a) directly or indirectly lend or invest in other persons or entities identified in any manner whatsoever by or on behalf of the Funding Party (Ultimate Beneficiaries) or
  - b) provide any guarantee, security or the like on behalf of the Ultimate Beneficiaries.
7. The Company has not entered in to any transaction which is not recorded in the books of accounts that has been surrendered or disclosed as income during the year in the tax assessments under the Income Tax Act, 1961 (such as, search or survey or any other relevant provisions of the Income Tax Act, 1961).
8. The Company has not been declared as willful defaulter by any bank or financial institution or other lender.
9. The Company has complied with the number of layers prescribed under clause (87) of section 2 of the Act read with the Companies (Restriction on number of Layers) Rules, 2017.
10. No Scheme of Arrangements has been approved by the Competent Authority in terms of sections 230 to 237 of the Companies Act, 2013, during the year.
11. The Company does not have any borrowings from banks or financial institutions against security of its current assets.

#### 42. Capital Management

For the purpose of the Company's capital management, capital includes issued equity capital, convertible preference shares, securities premium and all other equity reserves attributable to the equity holders of the parent. The primary objective of the Company's capital management is to maximise the shareholder value.

The Company manages its capital structure and makes adjustments in light of changes in economic conditions and the requirements of the financial covenants. To maintain or adjust the capital structure, the Company may adjust the dividend payment to shareholders, return capital to shareholders or issue new shares. The Company monitors capital using a gearing ratio, which is net debt divided by total capital plus net debt. The Company includes within net debt, interest bearing loans and borrowings, less cash and cash equivalents, excluding discontinued operations.

PARTICULARS	As at 31 March 2023	As at 31 March 2022
Borrowings	321.35	422.57
Lease liabilities	269.84	-
Current borrowing	292.67	831.83
Less: cash and cash equivalents	(612.25)	(2,971.33)
<b>Net debt</b>	<b>271.62</b>	<b>(1,716.93)</b>
Equity share capital	1,548.02	1,530.15
Other equity	3,283.58	3,528.16
Total capital	<b>4,831.60</b>	<b>5,058.31</b>
<b>Capital and net debt Gearing Ratio</b>	0.05	(0.33)

#### 43. Leases

The Company has lease contracts for buildings. The leases generally have lease terms between 2 to 4 years. The Company's obligations under its leases are secured by the lessor's title to the leased assets. Generally, the Company is restricted from assigning and sub-leasing the leased assets. There lease contracts that include extension and termination options, which are further discussed below.

The Company also has certain leases with lease terms of 12 months or less and leases with low value. The Company applies the 'short-term lease' and 'lease of low-value assets' recognition exemptions for these leases.

Refer Note 3 for details of carrying amounts of right-of-use assets recognised and the movements during the year. Set out below are the carrying amounts of lease liabilities (included under interest-bearing borrowings) and the movements during the year:

PARTICULARS	For the year ended 31 March 2023	For the year ended 31 March 2022
At the beginning of the year	-	-
Additions	372.32	-
Leases terminated	-	-
Accretion of interest	29.43	-
Payments	(131.91)	-
<b>At the end of the year</b>	<b>269.84</b>	-
<b>Current</b>	<b>121.68</b>	-
<b>Non-current</b>	<b>148.17</b>	-

The maturity analysis of lease liabilities is disclosed in Note 37.

The following are the amounts recognised in the statement of profit or loss:

PARTICULARS	For the year ended 31 March 2023	For the year ended 31 March 2022
Depreciation expense of right-of-use assets	113.24	-
Interest expense on lease liabilities	29.43	-
Expense relating to short-term leases	26.30	-
<b>Total amount recognized in the P&amp;L account</b>	<b>168.97</b>	-

The Company had total cash outflows for leases of INR 131.91 Lakhs (Previous year: Nil).

The Company has several lease contracts that include extension and termination options. These options are negotiated by management to provide flexibility in managing the leased-asset portfolio and align with the Company's business needs. Management exercises significant judgement in determining whether these extension and termination options are reasonably certain to be exercised. The effective interest rate for lease liabilities is 10%, with maturity between 2024-26.

PARTICULARS	For the year ended 31 March 2023	For the year ended 31 March 2022
Expense relating to leases of low-value assets	-	-
Expense relating to short-term leases	26.30	-
Variable lease payments	-	-
Total Lease Payments not considered as Lease payments under Ind AS 116	<b>26.30</b>	-

44. Previous period/year figures have been regrouped/re-classified wherever necessary, to conform to current period's classification in order to comply with the requirements of the amended Schedule III to the Companies Act, 2013.

As per our report of even date attached for PAVULURI & Co Chartered Accountants Firm Regn No:012194S

Sd/-  
CA. N. RAJESH  
Partner  
Membership No: 223169  
UDIN: 23223169BGVJSA2893

Place: Hyderabad  
Date: 27 May 2023

for and on behalf of the Board of Directors  
JEEVAN SCIENTIFIC TECHNOLOGY LIMITED

Sd/-  
M Snigdha  
CEO & Executive Director  
DIN: 08934860

Sd/-  
K Jeevan Krishna  
Executive Director &  
Chief Financial Officer  
DIN: 08207809

Sd/-  
K. Krishna Kishore  
Vice Chairman &  
Managing Director  
DIN: 00876539

Sd/-  
Sharvari Swapnil Shinde  
Company Secretary

## CONSOLIDATED INDEPENDENT AUDITORS REPORT

To the members of,

### M/s. JEEVAN SCIENTIFIC TECHNOLOGY LIMITED

Report on the Consolidated Ind AS Financial Statements

#### Opinion

We have audited the accompanying Consolidated Ind AS financial statements of M/s. JEEVAN SCIENTIFIC TECHNOLOGY LIMITED ('the Holding Company') and its subsidiary company (the Holding Company and its subsidiary company together referred as 'the Group'), which comprise the Consolidated Balance Sheet as at March 31, 2023, the consolidated Statement of Profit and Loss (including Other Comprehensive Income), the Consolidated Statement of Changes in Equity and the Consolidated Statement of Cash Flows for the year then ended, and a summary of significant accounting policies and other explanatory information (hereinafter referred to as "the Consolidated Ind AS financial statements").

In our opinion and to the best of our information and according to the explanations given to us, the aforesaid Consolidated financial statements give the information required by the Companies Act, 2013 ("the Act") in the manner so required and give a true and fair view in conformity with the Indian Accounting Standards prescribed under section 133 of the Act read with the Companies (Indian Accounting Standards) Rules, 2015, as amended, ("Ind AS") and other accounting principles generally accepted in India, of the state of affairs of the Group as at March 31, 2023, the Consolidated profit, Consolidated total comprehensive income, Consolidated changes in equity and its Consolidated cash flows for the year ended on that date.

#### Basis for Opinion

We conducted our audit of the Consolidated financial statements in accordance with the Standards on Auditing (SAs) specified under section 143(10) of the Companies Act, 2013. Our responsibilities under those Standards are further described in the Auditor's Responsibilities for the Audit of the consolidated Financial Statements section of our report. We are independent of the Group in accordance with the Code of Ethics issued by the Institute of Chartered Accountants of India together with the ethical requirements that are relevant to our audit of the Consolidated financial statements under the provisions of the Companies Act, 2013 and the Rules thereunder, and we have fulfilled our other ethical responsibilities in accordance with these requirements and the Code of Ethics. We believe that the audit evidence we have obtained is sufficient and appropriate to provide a basis for our audit opinion on the consolidated financial statements.

#### Key Audit Matters

Key audit matters are those matters that, in our professional judgment, were of most significance in our audit of the financial statements of the current period. These matters were addressed in the context of our audit of the financial statements as a whole, and in forming our opinion thereon, and we do not provide a separate opinion on these matters. We have determined the matters described below as key audit matters to be communicated in our report.

Key Audit Matter	Auditor's Response
<p><b>Revenue Recognition</b></p> <p>Revenue is recognized to the extent that economic benefit will flow to the Company and the revenue can be reliably measured. It is measured at fair value consideration received or receivable, net of returns and allowances, discounts and rebates. The Company recognizes revenue when it satisfies its performance obligation by transferring the goods to the customers.</p> <p>Revenue is key driver of the business and judgment is involved in determining when contractual obligations have been performed and to the extent that the right to consideration has been earned.</p>	<p><b>Our audit work included, but was not restricted to:</b></p> <ul style="list-style-type: none"> <li>We understood business revenue recognition policy and how they are applied, including the relevant controls, and tested controls over revenue recognition;</li> <li>Analytical review of the revenue recognized over the year</li> <li>Agreeing on a sample basis amounts of revenue to customer contracts and verifying the extent, timing and customer acceptance of goods, where relevant.</li> </ul>

<p>The management of the Company focuses on revenue as a key performance measure which could create an incentive for revenue to be recognized before the risks and rewards have been transferred. We therefore identified Revenue Recognition as a significant risk and key audit matter.</p>	<ul style="list-style-type: none"> <li>We performed cut-off testing for a sample of revenue transactions around the period end date, to check that they were recognized in the appropriate period;</li> <li>We discussed key contractual arrangements with management and obtained relevant documentation, including in respect of rebate and returns arrangements.</li> <li>The Company's accounting policy on Revenue recognition is shown in note X1 to the financial statements and related disclosures are included in notes.</li> <li>Based on our audit procedures we did not identify any evidence of material misstatement in the revenue recognized for the year ended 31st March 2023 in the consolidated financial statements.</li> </ul>
---	---

#### Information Other than the Consolidated Financial Statements and Auditor's Report Thereon

The Company's Board of Directors is responsible for the preparation of the other information. The other information comprises the information included in the Management Discussion and Analysis, Board's Report including Annexures to Board's Report, Business Responsibility Report, Corporate Governance and Shareholder's Information, but does not include the consolidated financial statements, standalone financial statements and our auditor's report thereon.

Our opinion on the consolidated financial statements does not cover the other information and we do not express any form of assurance conclusion thereon.

In connection with our audit of the consolidated financial statements, our responsibility is to read the other information, consider whether the other information is materially inconsistent with the consolidated financial statements or our knowledge obtained during the course of our audit or otherwise appears to be materially misstated.

If, based on the work we have performed, we conclude that there is a material misstatement of this other information, we are required to report that fact. We have nothing to report in this regard.

#### Management's Responsibility for the Consolidated Financial Statements

The Company's Board of Directors is responsible for the matters stated in section 134(5) of the Act with respect to the preparation and presentation of these consolidated financial statements that give a true and fair view of the consolidated financial position, consolidated financial performance including other comprehensive income, consolidated changes in equity and consolidated cash flows of the Group in accordance with the Ind AS and other accounting principles generally accepted in India. The respective Boards of Directors of the companies included in the Group are responsible for maintenance of adequate accounting records in accordance with the provisions of the Act for safeguarding the assets of the Group and for preventing and detecting frauds and other irregularities; selection and application of appropriate accounting policies; making judgments and estimates that are reasonable and prudent; and design, implementation and maintenance of adequate internal financial controls, that were operating effectively for ensuring the accuracy and completeness of the accounting records, relevant to the preparation and presentation of the financial statements that give a true and fair view and are free from material misstatement, whether due to fraud or error, which have been used for the purpose of preparation of the consolidated financial statements by the Directors of the Company, as aforesaid.

In preparing the consolidated financial statements, the respective Boards of Directors of the companies included in the Group are responsible for assessing the ability of the respective entities to continue as a going concern, disclosing, as applicable, matters related to going concern and using the going concern basis of accounting unless the respective Boards of Directors either intend to liquidate their respective entities or to cease operations, or have no realistic alternative but to do so.

The respective Boards of Directors of the companies included in the Group are also responsible for overseeing the financial reporting process of the Group.

#### Auditor's Responsibilities for the Audit of the Consolidated Financial Statements

Our objectives are to obtain reasonable assurance about whether the consolidated financial statements as a whole are free from material misstatement, whether due to fraud or error, and to issue an auditor's report that includes our opinion. Reasonable assurance is a high level of assurance, but is not a guarantee that an audit conducted in accordance with SAs will always detect a material misstatement when it exists. Misstatements can arise from fraud or error and are considered material if, individually or in the aggregate, they could reasonably be expected to influence the economic decisions of users taken on the basis of these consolidated financial statements.

As part of an audit in accordance with SAs, we exercise professional judgment and maintain professional skepticism throughout the audit. We also:

- Identify and assess the risks of material misstatement of the consolidated financial statements, whether due to fraud or error, design and perform audit procedures responsive to those risks, and obtain audit evidence that is sufficient and appropriate to provide a basis for our opinion. The risk of not detecting a material misstatement resulting from fraud is higher than for one resulting from error, as fraud may involve collusion, forgery, intentional omissions, misrepresentations, or the override of internal control.
- Obtain an understanding of internal financial controls relevant to the audit in order to design audit procedures that are appropriate in the circumstances. Under section 143(3)(i) of the Act, we are also responsible for expressing our opinion on whether the Company has adequate internal financial controls system in place and the operating effectiveness of such controls.
- Evaluate the appropriateness of accounting policies used and the reasonableness of accounting estimates and related disclosures made by management.
- Conclude on the appropriateness of management's use of the going concern basis of accounting and, based on the audit evidence obtained, whether a material uncertainty exists related to events or conditions that may cast significant doubt on the Company's ability to continue as a going concern. If we conclude that a material uncertainty exists, we are required to draw attention in our auditor's report to the related disclosures in the consolidated financial statements or, if such disclosures are inadequate, to modify our opinion. Our conclusions are based on the audit evidence obtained up to the date of our auditor's report. However, future events or conditions may cause the Company to cease to continue as a going concern.
- Evaluate the overall presentation, structure and content of the consolidated financial statements, including the disclosures, and whether the consolidated financial statements represent the underlying transactions and events in a manner that achieves fair presentation.
- Obtain sufficient appropriate audit evidence regarding the financial information of the entities within the group to express an opinion on the consolidated financial statements. We are responsible for the direction, supervision and performance of the audit of the financial statements of such entities included in the consolidated financial statements of which we are independent auditors.

Materiality is the magnitude of misstatements in the consolidated financial statements that, individually or in aggregate, makes it probable that the economic decisions of a reasonably knowledgeable user of the financial statements may be influenced. We consider quantitative materiality and qualitative factors in (i) planning the scope of our audit work and in evaluating the results of our work; and (ii) to evaluate the effect of any identified misstatements in the financial statements.

We communicate with those charged with governance regarding, among other matters, the planned scope and timing of the audit and significant audit findings, including any significant deficiencies in internal control that we identify during our audit.

We also provide those charged with governance with a statement that we have complied with relevant ethical requirements regarding independence, and to communicate with them all relationships and other matters that may reasonably be thought to bear on our independence, and where applicable, related safeguards.

From the matters communicated with those charged with governance, we determine those matters that were of most significance in the audit of the consolidated financial statements of the current period and are therefore the key audit matters. We describe these matters in our auditor's report unless law or regulation precludes public disclosure about the matter or when, in extremely rare circumstances, we determine that a matter should not be communicated in our report because the adverse consequences of doing so would reasonably be expected to outweigh the public interest benefits of such communication.

#### Other Matter

The consolidated financial statements includes the financial statements of the subsidiary M/s Nayas Laboratories Private Limited for the year ended 31st March 2023 which have been audited by us.

#### Report on Other Legal and Regulatory Requirements

1. As required by Section 143(3) of the Act, based on our audit we report to the extent applicable, that :
  - a. We have sought and obtained all the information and explanations which to the best of our knowledge and belief were necessary for the purposes of our audit.
  - b. In our opinion, proper books of account as required by law have been kept by the Company so far as it appears from our examination of those books.
  - c. The Consolidated Balance Sheet, the Consolidated Statement of Profit and Loss including Other Comprehensive Income, the consolidated Statement of Changes in Equity and the consolidated Statement of Cash Flow dealt with by this Report are in agreement with the relevant books of account.
  - d. In our opinion, the aforesaid consolidated financial statements comply with the Ind AS specified under Section 133 of the Act, read with Rule 7 of the Companies (Accounts) Rules, 2014.
  - e. On the basis of the written representations received from the directors of the Holding Company as on March 31, 2023 taken on record by the Board of Directors of the Holding Company, none of the directors of the Group Companies incorporated in India is disqualified as on March 31, 2023 from being appointed as a director in terms of Section 164 (2) of the Act.
  - f. With respect to the adequacy of the internal financial controls over financial reporting of the Holding Company and its subsidiary companies the operating effectiveness of such controls, refer to our separate Report in "Annexure A". Our report expresses an unmodified opinion on the adequacy and operating effectiveness of the internal financial control over financial reporting of those Companies, for reasons stated therein.
  - g. With respect to the other matters to be included in the Auditor's Report in accordance with the requirements of section 197(16) of the Act, as amended In our opinion and to the best of our information and according to the explanations given to us, the remuneration paid by the Company to its directors during the year is in accordance with the provisions of section 197 of the Act.
  - h. With respect to the other matters to be included in the Auditor's Report in accordance with Rule 11 of the Companies (Audit and Auditors) Rules, 2014, as amended in our opinion and to the best of our information and according to the explanations given to us :
    - i. The Company has disclosed the impact of pending litigations on its financial position in its consolidated financial statements.
    - ii. The Company did not have any long-term contracts including derivative contracts for which there are for material foreseeable losses
    - iii. There were no amounts which were required to be transferred to the Investor Education and Protection Fund by the Company.
    - iv. (a) The respective Managements of the Company and its subsidiaries which are companies incorporated in India, whose financial statements have been audited under the Act, have represented to us that, to the best of their knowledge and belief, no funds (which are material either individually or in the aggregate) have been advanced or loaned or invested (either from borrowed funds or share premium or any other sources or kind of funds) by the Company or any of such subsidiaries to or in any other person or entity, including foreign entity ("Intermediaries"), with the understanding, whether recorded in writing or otherwise, that the

Intermediary shall, directly or indirectly lend or invest in other persons or entities identified in any manner whatsoever by or on behalf of the Company or any of such subsidiaries ("Ultimate Beneficiaries") or provide any guarantee, security or the like on behalf of the Ultimate Beneficiaries.

- (b) The respective Managements of the Company and its subsidiaries which are companies incorporated in India, whose financial statements have been audited under the Act, have represented to us that, to the best of their knowledge and belief, no funds (which are material either individually or in the aggregate) have been received by the Company or any of such subsidiaries from any person or entity, including foreign entity ("Funding Parties"), with the understanding, whether recorded in writing or otherwise, that the Company or any of such subsidiaries shall, directly or indirectly, lend or invest in other persons or entities identified in any manner whatsoever by or on behalf of the Funding Party ("Ultimate Beneficiaries") or provide any guarantee, security or the like on behalf of the Ultimate Beneficiaries.
- (c) Based on the audit procedures that have been considered reasonable and appropriate in the circumstances performed by us on the Company and its subsidiaries which are companies incorporated in India whose financial statements have been audited under the Act, nothing has come to our notice that has caused us to believe that the representations under sub-clause (i) and (ii) of Rule 11(e), as provided under (a) and (b) above, contain any material misstatement.
- (v) The dividend declared or paid during the year by the Company is in compliance with Section 123 of the Act.
2. With respect to the matters specified in paragraphs 3(xxi) and 4 of the Companies (Auditor's Report) Order, 2020 (the "Order"/ "CARO") issued by the Central Government in terms of Section 143(11) of the Act, to be included in the Auditor's report, according to the information and explanations given to us, and based on the CARO reports issued by us for the Company and its only subsidiary included in the consolidated financial statements of the Company, to which reporting under CARO is not applicable, we report that there are no qualifications or adverse remarks in these CARO reports.

Place: Hyderabad  
Date: 27.05.2023

For PAVULURI&Co.  
Chartered Accountants  
Firm Reg. No: 012194S

Sd/-  
(CA N RAJESH)  
PARTNER  
M.No: F-223169  
UDIN # 23223169BGVJSB5071

### Annexure “A” to the Independent Auditor’s Report

(Referred to in paragraph 1(f) under ‘Report on Other Legal and Regulatory Requirements’ section of our report to the Members of **JEEVAN SCIENTIFIC TECHNOLOGY LIMITED** of even date)

Report on the Internal Financial Controls Over Financial Reporting under Clause (i) of Sub-section 3 of Section 143 of the Companies Act, 2013 (“the Act”)

#### Opinion

In conjunction with our audit of the consolidated financial statements of the company as of and for the year ended March 31, 2023, we have audited the internal financial controls over financial reporting of M/s. JEEVAN SCIENTIFIC TECHNOLOGY LIMITED (“the Holding Company”) and such companies incorporated in India under the Act which are its subsidiary companies as of that date.

In our opinion, to the best of our information and according to the explanations given to us, the Company has, in all material respects, an adequate internal financial controls system over financial reporting and such internal financial controls over financial reporting were operating effectively as at March 31, 2023, based on the internal control over financial reporting criteria established by the Company considering the essential components of internal control stated in the Guidance Note on Audit of Internal Financial Controls Over Financial Reporting issued by the Institute of Chartered Accountants of India.

#### Management’s Responsibility for Internal Financial Controls

The Board of Directors of the Company is responsible for establishing and maintaining internal financial controls based on the internal control over financial reporting criteria established by the Company considering the essential components of internal control stated in the Guidance Note on Audit of Internal Financial Controls over Financial Reporting issued by the Institute of Chartered Accountants of India. These responsibilities include the design, implementation and maintenance of adequate internal financial controls that were operating effectively for ensuring the orderly and efficient conduct of its business, including adherence to respective company’s policies, the safeguarding of its assets, the prevention and detection of frauds and errors, the accuracy and completeness of the accounting records, and the timely preparation of reliable financial information, as required under the Companies Act, 2013.

#### Auditor’s Responsibility

Our responsibility is to express an opinion on the internal financial controls over financial reporting of the Company based on our audit. We conducted our audit in accordance with the Guidance Note on Audit of Internal Financial Controls Over Financial Reporting (the “Guidance Note”) issued by the Institute of Chartered Accountants of India and the Standards on Auditing prescribed under Section 143(10) of the Companies Act, 2013, to the extent applicable to an audit of internal financial controls. Those Standards and the Guidance Note require that we comply with ethical requirements and plan and perform the audit to obtain reasonable assurance about whether adequate internal financial controls over financial reporting was established and maintained and if such controls operated effectively in all material respects.

Our audit involves performing procedures to obtain audit evidence about the adequacy of the internal financial controls system over financial reporting and their operating effectiveness. Our audit of internal financial controls over financial reporting included obtaining an understanding of internal financial controls over financial reporting, assessing the risk that a material weakness exists, and testing and evaluating the design and operating effectiveness of internal control based on the assessed risk. The procedures selected depend on the auditor’s judgment, including the assessment of the risks of material misstatement of the financial statements, whether due to fraud or error.

We believe that the audit evidence we have obtained, is sufficient and appropriate to provide a basis for our audit opinion on the internal financial controls with reference to consolidated financial statements

#### Meaning of Internal Financial Controls over Financial Reporting

A company’s internal financial control over financial reporting is a process designed to provide reasonable assurance regarding the reliability of financial reporting and the preparation of financial statements for external purposes in accordance with generally accepted accounting principles. A company’s internal financial control over financial reporting includes those policies and procedures that (1) pertain to the maintenance of records that, in reasonable detail, accurately and fairly reflect the transactions and dispositions of the assets of the

company; (2) provide reasonable assurance that transactions are recorded as necessary to permit preparation of financial statements in accordance with generally accepted accounting principles, and that receipts and expenditures of the company are being made only in accordance with authorizations of management and directors of the company; and (3) provide reasonable assurance regarding prevention or timely detection of unauthorized acquisition, use, or disposition of the company’s assets that could have a material effect on the financial statements.

#### Inherent Limitations of Internal Financial Controls with Reference to Consolidated Financial statements

Because of the inherent limitations of internal financial controls over financial reporting, including the possibility of collusion or improper management override of controls, material misstatements due to error or fraud may occur and not be detected. Also, projections of any evaluation of the internal financial controls over financial reporting to future periods are subject to the risk that the internal financial control over financial reporting may become inadequate because of changes in conditions, or that the degree of compliance with the policies or procedures may deteriorate.

For **PAVULURI&Co.**  
Chartered Accountants  
Firm Reg. No: 012194S

Sd/-  
**(CA N RAJESH)**  
PARTNER  
M.No: F-223169  
UDIN # 23223169BGVJSB5071

Place: Hyderabad  
Date: 27.05.2023



**Consolidated Balance sheet as on 31 March 2023**  
(All amounts are in INR Lakh except share data or unless otherwise stated)

Particulars	Note No.	As at 31 March 2023	As at 31 March 2022
<b>Assets</b>			
<b>(1) Non-current assets</b>			
a) Property, plant and equipment	3	1,550.26	1,409.62
b) Other intangible assets	3	603.58	497.57
c) Capital work in progress	3	190.36	-
d) Right of use assets	3	343.47	-
e) Financial assets			
i) Other financial assets	4	64.03	57.14
f) Other non current assets	5	857.54	435.00
g) Deferred tax asset (net)	6	64.19	-
<b>Total non current assets (A)</b>		<b>3,673.44</b>	<b>2,399.33</b>
<b>(2) Current assets</b>			
a) Inventories	7	87.16	145.56
b) Financial assets			
i) Trade receivables	8	1,168.19	760.99
ii) Cash and cash equivalents	9	683.38	2,971.33
iii) Other financial assets	4	527.90	777.76
c) Current tax assets (Net)	10	275.46	624.90
d) Other current assets	5	176.76	107.99
<b>Total current assets (B)</b>		<b>2,918.84</b>	<b>5,388.54</b>
<b>Total assets (A+B)</b>		<b>6,592.29</b>	<b>7,787.87</b>
<b>Equity and liabilities</b>			
<b>Equity</b>			
a) Equity share capital	11	1,548.02	1,530.15
b) Other equity	12	3,270.94	3,528.16
<b>Equity attributable to owners of the company</b>		<b>4,818.96</b>	<b>5,058.31</b>
Non controlling interest		23.37	-
<b>Total equity (A)</b>		<b>4,842.33</b>	<b>5,058.31</b>
<b>Liabilities</b>			
<b>(1) Non-current liabilities</b>			
a) Financial liabilities			
i) Borrowings	13	351.35	422.57
ii) Lease liabilities	14	228.70	-
b) Provisions	15	30.95	27.46
c) Deferred tax liability (net)	6	-	50.04
<b>Total non current liabilities (B)</b>		<b>611.00</b>	<b>500.07</b>
<b>(2) Current liabilities</b>			
a) Financial liabilities			
i) Borrowings	13	292.67	831.83
ii) Lease liabilities	14	136.79	-
iii) Trade payables	16		
Total outstanding dues of micro, small and medium Enterprises		69.14	34.87
Total outstanding dues of creditors other than Micro, Small and Medium Enterprises		196.41	165.34
iv) Other financial liabilities	17	177.18	327.05
b) Other current liabilities	18	265.66	374.29
c) Provisions	15	1.10	496.11
<b>Total current liabilities (C)</b>		<b>1,138.95</b>	<b>2,229.49</b>
<b>Total equity and liabilities (A+B+C)</b>		<b>6,592.29</b>	<b>7,787.87</b>

As per our report of even date attached for PAVULURI & Co Chartered Accountants Firm Regn No:012194S

Sd/-  
CA. N. RAJESH  
Partner  
Membership No: 223169  
UDIN:23223169BGVJSB5071

Place: Hyderabad  
Date: 27 May 2023

for and on behalf of the Board of Directors  
JEEVAN SCIENTIFIC TECHNOLOGY LIMITED  
Sd/-  
M Snigdha  
CEO & Executive Director  
DIN: 08934860

Sd/-  
K. Krishna Kishore  
Vice Chairman & Managing Director  
DIN: 00876539

Sd/-  
K Jeevan Krishna  
Executive Director & Chief Financial Officer  
DIN: 08207809

Sd/-  
Sharvari Swapnil Shinde  
Company Secretary

**Consolidated Statement of Profit and Loss for the year ended 31 March 2023**  
(All amounts are in INR Lakh except share data or unless otherwise stated)

S.no.	Particulars	Note No.	For the Year ended 31 March 2023	For the Year ended 31 March 2022
I	Revenue from contract with customers	19	3,617.80	6,779.31
II	Other income	20	107.41	592.44
III	<b>Total income (I+II)</b>		<b>3,725.20</b>	<b>7,371.75</b>
IV	<b>Expenses</b>			
	Cost of material consumed	21	245.54	369.43
	Changes in inventories of finished goods, work in progress and stock in trade	22	54.65	369.93
	Employee benefit expense	23	1,486.58	2,052.19
	Finance costs	24	97.21	96.30
	Depreciation and amortization expense	25	507.32	368.89
	Other expenses	26	1,702.18	2,312.20
	<b>Total expenses (IV)</b>		<b>4,093.48</b>	<b>5,568.93</b>
V	<b>Profit/(loss) before exceptional items and tax from continuing operations (III-IV)</b>		<b>(368.27)</b>	<b>1,802.82</b>
VI	Exceptional items		-	-
VII	<b>Profit/(loss) before tax from continuing operations (V-VI)</b>		<b>(368.27)</b>	<b>1,802.82</b>
	<b>Tax expenses</b>			
	(1) Current tax		-	497.93
	(2) Adjustment of tax relating to earlier periods		49.55	-
	(3) Deferred tax		(111.34)	110.52
VIII	<b>Profit / (loss) for the year from continuing operations</b>		<b>(306.48)</b>	<b>1,194.36</b>
IX	<b>Other comprehensive income</b>			
A	<b>(i) Items that will not be reclassified to profit and loss</b>			
	Re-measurement gains/ (losses) on defined benefit plans		(11.49)	21.03
	Income tax effect relating to above item		2.89	-
B	<b>(i) Items that will be reclassified to profit and loss</b>			
	Income tax effect relating to above item		-	-
	<b>Other comprehensive income for the year, net of tax</b>		<b>(8.60)</b>	<b>21.03</b>
	<b>Total comprehensive income for the year, net of tax (VIII+IX)</b>		<b>(315.08)</b>	<b>1,215.40</b>
	<b>Net profit for the year</b>		<b>(306.48)</b>	<b>1,194.36</b>
	<b>Attributable to:</b>			
	Owners of the company		(305.75)	1,194.36
	Non-controlling interest		(0.73)	-
	<b>Other comprehensive income for the year</b>		<b>(8.60)</b>	<b>21.03</b>
	<b>Attributable to:</b>			
	Owners of the company		(8.60)	-
	Non-controlling interest		-	-
	<b>Total comprehensive income for the year</b>		<b>(315.08)</b>	<b>1,215.40</b>
	<b>Attributable to:</b>			
	Owners of the company		(314.35)	1,215.40
	Non-controlling interest		(0.73)	-
	<b>Earning per equity share</b> <b>(Face value of Rs.10/- each)</b>			
	Basic		<b>(2.00)</b>	<b>7.94</b>
	Diluted		<b>(2.00)</b>	<b>7.53</b>

As per our report of even date attached for PAVULURI & Co Chartered Accountants Firm Regn No:012194S

Sd/-  
CA. N. RAJESH  
Partner  
Membership No: 223169  
UDIN:23223169BGVJSB5071

Place: Hyderabad  
Date: 27 May 2023

for and on behalf of the Board of Directors  
JEEVAN SCIENTIFIC TECHNOLOGY LIMITED  
Sd/-  
M Snigdha  
CEO & Executive Director  
DIN: 08934860

Sd/-  
K. Krishna Kishore  
Vice Chairman & Managing Director  
DIN: 00876539

Sd/-  
K Jeevan Krishna  
Executive Director & Chief Financial Officer  
DIN: 08207809

Sd/-  
Sharvari Swapnil Shinde  
Company Secretary

### Consolidated Statement of Cash Flow for the year ended 31 March 2023

(All amounts are in INR Lakh except share data or unless otherwise stated)

S.No	Particulars	For the year ended 31 March 2023	For the year ended 31 March 2022
<b>A.</b>	<b>Cash flow from operating activities</b>		
	<b>Net Profit before tax</b>	<b>(368.27)</b>	<b>1,834.89</b>
	Adjustments for:		
	Depreciation and amortisation expenses	507.32	367.94
	Loss on disposal of property, plant and equipment	-	0.99
	Gain on disposal of property, plant and equipment	-	(0.10)
	Fair value loss on financial instruments at fair value through profit and loss	(4.68)	-
	Dividend Received	(10.50)	-
	Interest Received	(84.10)	-
	Interest paid	97.21	91.27
	Other Comprehensive Income	(11.49)	-
	<b>Operating profit before working capital changes</b>	<b>125.48</b>	<b>2,295.00</b>
	<b>Changes in Working Capital</b>		
	Inventories	58.40	348.81
	Trade receivables	(407.20)	484.86
	Current and non current loans and advances	-	703.97
	Current and non current financial assets	237.73	(604.93)
	Other current and non current assets	75.78	(249.07)
	Trade payables	50.16	(63.38)
	Other financial liabilities	(149.88)	(62.91)
	Other liabilities	(112.04)	(737.30)
	Provisions	(491.53)	449.54
	<b>Cash generated from operations before Tax</b>	<b>(613.09)</b>	<b>2,564.59</b>
	Taxes Paid	(275.37)	(608.45)
	<b>Net cash from operating activity</b>	<b>(888.46)</b>	<b>1,956.14</b>
<b>B.</b>	<b>Cash flow from investing activities</b>		
	Purchase of property, plant and equipment	(816.28)	(234.23)
	Proceeds from investments	-	102.69
	Investments in fixed deposits and margin money deposits with banks	5.24	-
	Dividend received	10.50	-
	Acquisition of a subsidiary, net of cash acquired	23.35	-
	Interest received	84.10	-
	Proceeds from sale of property, plant and equipment	-	11.10
	<b>Net cash used in investing activity</b>	<b>(693.09)</b>	<b>(120.44)</b>
<b>C.</b>	<b>Cash flow from financing activity</b>		
	Proceeds from/(repayment) of borrowings	(610.37)	472.34
	Interest paid	(97.21)	(91.27)
	Dividend paid	(183.62)	(76.51)
	Proceeds from issuance of equity shares including non controlling interest	42.88	-
	Payment of principle portion of lease liabilities	(106.03)	-
	Proceeds from share based payments	247.94	262.60
	<b>Net cash generated in financing activity</b>	<b>(706.41)</b>	<b>567.16</b>
	<b>Net increase in cash and cash equivalents (A+B+C)</b>	<b>(2,287.96)</b>	<b>2,402.85</b>
	Cash and cash equivalents at the beginning of the year/period	2,971.33	568.48
	<b>Cash and cash equivalents at the end of the year/period</b>	<b>683.38</b>	<b>2,971.33</b>

As per our report of even date attached for PAVULURI & Co Chartered Accountants Firm Regn No:012194S

Sd/-  
CA. N. RAJESH  
Partner  
Membership No: 223169  
UDIN:23223169BGVJSB5071

Place: Hyderabad  
Date: 27 May 2023

for and on behalf of the Board of Directors  
JEEVAN SCIENTIFIC TECHNOLOGY LIMITED

Sd/-  
M Snigdha  
CEO & Executive Director  
DIN: 08934860

Sd/-  
K Jeevan Krishna  
Executive Director &  
Chief Financial Officer  
DIN: 08207809

Sd/-  
K. Krishna Kishore  
Vice Chairman &  
Managing Director  
DIN: 00876539

Sd/-  
Sharvari Swapnil Shinde  
Company Secretary

#### Consolidated Statement of changes in equity for the year ended 31 March 2023

(All amounts are in INR Lakh except share data or unless otherwise stated)

##### A. Equity Share Capital

Particulars	Amount
Balance as at 31 March 2022	1,530.15
Issue of Share Capital	17.88
Balance as at 31 March 2023	1,548.02

##### B. Other Equity

Particulars	Reserves and Surplus					Re-measurement to owners of the entity	Total attributable to owners of the entity	Non controlling interests	Total Other Equity
	Retained Earnings	Securities premium	Share-based payment reserve	Money received against share warrants	Shares forfeited reserves				
Balance as at 1 April 2022	1,349.23	1,875.12	262.60	0.01	20.17	21.03	3,528.16	-	3,528.16
Profit for the year	(305.75)	-	-	-	-	(8.60)	(314.35)	0.73	(313.61)
Dividend paid	(183.62)	-	-	-	-	-	(183.62)	-	(183.62)
Fair value loss on financial instruments at fair value through profit and loss	(4.68)	-	-	-	-	-	(4.68)	-	(4.68)
Preliminary Expenses	(3.42)	-	-	-	-	-	(3.42)	-	(3.42)
Issue of equity shares on exercise of options	-	162.59	(162.59)	-	-	-	-	-	-
Share-based payment expenses	-	-	247.94	-	-	-	247.94	-	247.94
Non controlling interest	0.90	-	-	-	-	-	0.90	22.64	23.54
Re-measurement gains/ (losses) on defined benefit plans net of tax	-	-	-	-	-	-	-	-	-
Balance as at 31 March 2023	852.67	2,037.71	347.95	0.01	20.17	12.43	3,270.94	23.37	3,294.31
Balance as at 1 April 2021	76.84	1,875.12	-	0.01	20.17	-	1,972.14	-	1,972.14
Profit for the year	1,215.40	-	-	-	-	-	1,215.40	-	1,215.40
Adjustment on account of Sale of Subsidiary	154.53	-	-	-	-	-	154.53	-	154.53
Dividend paid	(76.51)	-	-	-	-	-	(76.51)	-	(76.51)
Share-based payment expenses	-	-	262.60	-	-	-	262.60	-	262.60
Re-measurement gains/ (losses) on defined benefit plans net of tax	(21.03)	-	-	-	-	21.03	-	-	-
Balance as at 31 March 2022	1,349.23	1,875.12	262.60	0.01	20.17	21.03	3,528.16	-	3,528.16

##### Nature and purpose of reserves

###### Retained earnings

The balance in the Retained Earnings primarily represents the surplus after payment of dividend and transfer to reserves.

###### Securities premium

Securities premium is used to record the premium on issue of shares. The reserve can be utilised only for limited purposes such as issuance of bonus shares in accordance with the provisions of the Companies Act, 2013.

###### General reserve

Under the erstwhile Companies Act 1956, general reserve was created through an annual transfer of net income at a specified percentage in accordance with applicable regulations. Consequent to introduction of Companies Act 2013, the requirement to mandatorily transfer a specified percentage of the net profit to general reserve has been withdrawn. However, the amount previously transferred to the general reserve can be utilised only in accordance with the specific requirements of Companies Act, 2013. As the general reserve is created by a transfer from one component of equity to another and is not an item of other comprehensive income, items included in the general reserve will not be reclassified subsequently to statement of profit and loss.

###### Re-measurement gains/ (losses) on defined benefit plans

Re-measurements of the net defined benefits plan reserve comprises the cumulative net gains/ losses on actuarial valuation of post-employment obligations.

###### Share based payment

The share options-based payment reserve is used to recognise the grant date fair value of options issued to employees under Employee stock option plan.

As per our report of even date attached for PAVULURI & Co Chartered Accountants Firm Regn No:012194S

Sd/-  
CA. N. RAJESH  
Partner  
Membership No: 223169  
UDIN:23223169BGVJSB5071

Place: Hyderabad  
Date: 27 May 2023

for and on behalf of the Board of Directors  
JEEVAN SCIENTIFIC TECHNOLOGY LIMITED

Sd/-  
M Snigdha  
CEO & Executive Director  
DIN: 08934860

Sd/-  
K Jeevan Krishna  
Executive Director &  
Chief Financial Officer  
DIN: 08207809

Sd/-  
K. Krishna Kishore  
Vice Chairman &  
Managing Director  
DIN: 00876539

Sd/-  
Sharvari Swapnil Shinde  
Company Secretary

## 1. NOTES TO CONSOLIDATED FINANCIAL STATEMENTS

### DESCRIPTION OF THE COMPANY AND SIGNIFICANT ACCOUNTING POLICIES

#### 1.1 Company Information

Jeevan Scientific Technology Limited (the Company) was incorporated on 2nd February, 1999 to carry on the business Clinical research, Data management services. Jeevan Scientific is an Independent Clinical Contract Research Organization, offering reliable, cost-effective and technology-driven clinical research solutions to various Clients across the globe.

The Company has its primary listings on the Bombay Stock Exchange.

#### 1.2 Basis of Preparation of financial Statements

##### a) Statement of Compliance

The consolidated financial statements of Jeevan Scientific Technology Limited have been prepared and presented in accordance with and in compliance in all material aspects, with the Indian Accounting Standards ("Ind AS") notified under Section 133 of the Companies Act, 2013 (the "Act") read along with the Companies (Indian Accounting Standards) Rules 2015, and presentation requirements of Division II of Schedule III to the Companies Act, 2013, and as amended from time to time together with the comparative period data as at and for the year ended 31 March 2022.

These consolidated financial statements have been prepared by the company as a going concern on the basis of relevant Ind AS that are effective or elected for early adoption at the company's annual reporting date 31 March 2023. These consolidated financial statements were authorised for issuance by the company's Board of Directors on 27 May 2023.

##### b) Basis of measurement

The consolidated financial statements have been prepared on a historical cost convention and on an accrual basis, except for the following material items that have been measured at fair value as required by relevant Ind AS:

- Certain financial assets and liabilities measured at fair value (refer accounting policy on financial instruments);
- Employee defined benefit assets/(liability) are recognized as the net total of the fair value of plan assets, plus actuarial losses, less actuarial gains and the present value of the defined benefit obligation, and
- Long-term borrowings are measured at amortized cost using the effective interest rate method and
- Right-of-use the assets are recognized at the present value of lease payments that are not paid at that date. This amount is adjusted for any lease payments made at or before the commencement date, lease incentives received and initial direct costs, incurred, if any.

#### 1.3 Basis of Consolidation

The consolidated financial statements comprise the financial statements of the Company and entities controlled by the Company and its subsidiaries as at 31 March, 2023.

Control is achieved when the Group is exposed, or has rights, to variable returns from its involvement with the investee and has the ability to affect those returns through its power over the investee. Specifically, the Group controls an investee if and only if the Group has:

- Power over the investee (i.e. existing rights that give it the current ability to direct the relevant activities of the investee)
- Exposure, or rights, to variable returns from its involvement with the investee, and
- The ability to use its power over the investee to affect its returns.

Generally, there is a presumption that a majority of voting rights result in control. To support this presumption and when the Group has less than a majority of the voting or similar rights of an investee, the Group considers all relevant facts and circumstances in assessing whether it has power over an investee, including:

- The contractual arrangement with the other vote holders of the investee.
- Rights arising from other contractual arrangements.
- The Group's voting rights and potential voting rights.
- The size of the group's holding of voting rights relative to the size and dispersion of the holdings of the other voting rights holders.

The Group reassesses whether or not it controls an investee if facts and circumstances indicate that there are changes to one or more of the three elements of control listed above. Consolidation of a subsidiary begins when the Group obtains control over the subsidiary and ceases when the Group loses control of the subsidiary. Assets, liabilities, income and expenses of a subsidiary acquired or disposed of during the year are included in the consolidated statement of profit and loss from the date the Group gains control until the date when the Group ceases to control the subsidiary.

Consolidated financial statements are prepared using uniform accounting policies for like transactions and other events in similar circumstances. If a member of the group uses accounting policies other than those adopted in the consolidated financial statements for like transactions and events in similar circumstances, appropriate adjustments are made to that group member's financial statements in preparing the consolidated financial statements to ensure conformity with the group's accounting policies.

The financial statements of all entities used for the purpose of consolidation are drawn up to same reporting date as that of the Company, i.e., year ended on 31 March. When the end of the reporting period of the parent is different from that of a subsidiary, the subsidiary prepares, for consolidation purposes, additional financial information as of the same date as the financial statements of the parent to enable the parent to consolidate the financial information of the subsidiary, unless it is impracticable to do so.

#### Consolidation procedure:

- Combine like items of assets, liabilities, equity, income, expenses and cash flows of the parent with those of its subsidiaries. For this purpose, income and expenses of the subsidiary are based on the amounts of the assets and liabilities recognised in the consolidated financial statements at the acquisition date.
- Offset (eliminate) the carrying amount of the parent's investment in each subsidiary and the parent's portion of equity of each subsidiary.
- Eliminate in full intragroup assets and liabilities, equity, income, expenses and cash flows relating to transactions between entities of the group (profits or losses resulting from intragroup transactions that are recognised in assets, such as inventory and fixed assets, are eliminated in full). Intragroup losses may indicate an impairment that requires recognition in the consolidated financial statements. Ind AS 12 Income Taxes applies to temporary differences that arise from the elimination of profits and losses resulting from intragroup transactions.

Profit or loss and each component of other comprehensive income are attributed to the equity holder of the parent of the Group and to the non-controlling interests even if this results in the non-controlling interests having a deficit balance. When necessary, adjustments are made to the financial statements of subsidiaries to bring their accounting policies into line with the Group's accounting policies. All intra-group assets and liabilities, equity, income, expenses and cash flows relating to transactions between members of the Group are eliminated in full on consolidation

A change in the ownership interest of a subsidiary, without a loss of control, is accounted for as an equity transaction. If the Group loses control over a subsidiary, it:

- Derecognises the assets (including goodwill) and liabilities of the subsidiary at their carrying amounts at the date when control is lost
- Derecognises the carrying amount of any non-controlling interests

- Derecognises the cumulative translation differences recorded in equity
- Recognises the fair value of the consideration received
- Recognises the fair value of any investment retained
- Recognises any surplus or deficit in profit or loss
- Recognise that distribution of shares of subsidiary to Group in Group's capacity as owners
- Reclassifies the parent's share of components previously recognised in OCI to profit or loss or transferred directly to retained earnings, if required by other Ind ASs as would be required if the Group had directly disposed of the related assets or liabilities

Details of entities controlled by the company are as under:

Name of the enterprises	Country of Incorporation	Nature of business	Shareholding/ Controlling interest
Nayas laboratories private limited	India	Clinical research	88.89%

## 2. Summary of significant accounting policies

### 2.1 Business combinations and goodwill

Business combinations are accounted for using the acquisition method. The cost of an acquisition is measured as the aggregate of the consideration transferred measured at acquisition date fair value and the amount of any non-controlling interests in the acquiree. For each business combination, the Group elects whether to measure the non-controlling interests in the acquiree at fair value or at the proportionate share of the acquiree's identifiable net assets. Acquisition-related costs are expensed as incurred.

The Group determines that it has acquired a business when the acquired set of activities and assets include an input and a substantive process that together significantly contribute to the ability to create outputs. The acquired process is considered substantive if it is critical to the ability to continue producing outputs, and the inputs acquired include an organised workforce with the necessary skills, knowledge, or experience to perform that process or it significantly contributes to the ability to continue producing outputs and is considered unique or scarce or cannot be replaced without significant cost, effort, or delay in the ability to continue producing outputs.

At the acquisition date, the identifiable assets acquired, and the liabilities assumed are recognised at their acquisition date fair values. For this purpose, the liabilities assumed include contingent liabilities representing present obligation and they are measured at their acquisition fair values irrespective of the fact that outflow of resources embodying economic benefits is not probable. However, the following assets and liabilities acquired in a business combination are measured at the basis indicated below:

- Deferred tax assets or liabilities, and the liabilities or assets related to employee benefit arrangements are recognised and measured in accordance with Ind AS 12 Income Tax and Ind AS 19 Employee Benefits respectively.
- Potential tax effects of temporary differences and carry forwards of an acquiree that exist at the acquisition date or arise as a result of the acquisition are accounted in accordance with Ind AS 12.
- Liabilities or equity instruments related to share based payment arrangements of the acquiree or share – based payments arrangements of the Group entered into to replace share-based payment arrangements of the acquiree are measured in accordance with Ind AS 102 Share-based Payments at the acquisition date.
- Assets (or disposal groups) that are classified as held for sale in accordance with Ind AS 105 Non-current Assets Held for Sale and Discontinued Operations are measured in accordance with that Standard.
- Reacquired rights are measured at a value determined on the basis of the remaining contractual term of the related contract. Such valuation does not consider potential renewal of the reacquired right.

When the Group acquires a business, it assesses the financial assets and liabilities assumed for appropriate classification and designation in accordance with the contractual terms, economic circumstances and pertinent conditions as at the acquisition date. This includes the separation of embedded derivatives in host contracts by the acquiree.

If the business combination is achieved in stages, any previously held equity interest is re-measured at its acquisition date fair value and any resulting gain or loss is recognised in profit or loss or OCI, as appropriate.

Any contingent consideration to be transferred by the acquirer is recognised at fair value at the acquisition date. Contingent consideration classified as an asset or liability that is a financial instrument and within the scope of Ind AS 109 Financial Instruments, is measured at fair value with changes in fair value recognised in profit or loss in accordance with Ind AS 109. If the contingent consideration is not within the scope of Ind AS 109, it is measured in accordance with the appropriate Ind AS and shall be recognised in profit or loss. Contingent consideration that is classified as equity is not re-measured at subsequent reporting dates and subsequent its settlement is accounted for within equity.

Goodwill is initially measured at cost, being the excess of the aggregate of the consideration transferred and the amount recognised for non-controlling interests, and any previous interest held, over the net identifiable assets acquired and liabilities assumed. If the fair value of the net assets acquired is in excess of the aggregate consideration transferred, the Group re-assesses whether it has correctly identified all of the assets acquired and all of the liabilities assumed and reviews the procedures used to measure the amounts to be recognised at the acquisition date. If the reassessment still results in an excess of the fair value of net assets acquired over the aggregate consideration transferred, then the gain is recognised in OCI and accumulated in equity as capital reserve. However, if there is no clear evidence of bargain purchase, the entity recognises the gain directly in equity as capital reserve, without routing the same through OCI.

After initial recognition, goodwill is measured at cost less any accumulated impairment losses. For the purpose of impairment testing, goodwill acquired in a business combination is, from the acquisition date, allocated to each of the Group's cash-generating units that are expected to benefit from the combination, irrespective of whether other assets or liabilities of the acquiree are assigned to those units.

A cash generating unit to which goodwill has been allocated is tested for impairment annually, or more frequently when there is an indication that the unit may be impaired. If the recoverable amount of the cash generating unit is less than its carrying amount, the impairment loss is allocated first to reduce the carrying amount of any goodwill allocated to the unit and then to the other assets of the unit pro rata based on the carrying amount of each asset in the unit. Any impairment loss for goodwill is recognised in profit or loss. An impairment loss recognised for goodwill is not reversed in subsequent periods.

Where goodwill has been allocated to a cash-generating unit and part of the operation within that unit is disposed of, the goodwill associated with the disposed operation is included in the carrying amount of the operation when determining the gain or loss on disposal. Goodwill disposed in these circumstances is measured based on the relative values of the disposed operation and the portion of the cash-generating unit retained.

If the initial accounting for a business combination is incomplete by the end of the reporting period in which the combination occurs, the Group reports provisional amounts for the items for which the accounting is incomplete. Those provisional amounts are adjusted through goodwill during the measurement period, or additional assets or liabilities are recognised, to reflect new information obtained about facts and circumstances that existed at the acquisition date that, if known, would have affected the amounts recognized at that date. These adjustments are called as measurement period adjustments. The measurement period does not exceed one year from the acquisition date.

### 2.2 Current and noncurrent classification

The Group presents assets and liabilities in the balance sheet based on current/ non-current classification.

All the assets and liabilities have been classified as current or noncurrent as per the Group's normal operating cycle and other criteria set out in the Schedule III to the Companies Act, 2013 and Ind AS 1, presentation of financial statements.

An asset is classified as current when it satisfies any of the following criteria:

- It is expected to be realized in, or is intended for sale or consumption in, the Group's normal operating cycle;

- b) It is held primarily for the purpose of being traded;
- c) It is expected to be realized within twelve months after the reporting date; or
- d) It is cash or cash equivalent unless it is restricted from being exchanged or used to settle a liability for at least twelve months after the reporting date.

All other assets are classified as non-current.

A liability is classified as current when it satisfies any of the following criteria:

- a) It is expected to be settled in the Group's normal operating cycle;
- b) It is held primarily for the purpose of being traded;
- c) It is due to be settled within twelve months after the reporting date; or
- d) The Group does not have an unconditional right to defer settlement of the liability for at least twelve months after the reporting date. Terms of a liability that could, at the option of the counterparty, result in its settlement by the issue of equity instruments do not affect its classification

The Group classifies all other liabilities as noncurrent.

Current assets/ liabilities include the current portion of noncurrent assets/ liabilities respectively. Deferred tax assets and liabilities are always disclosed as non-current.

The operating cycle is the time between the acquisition of assets for processing and their realization in cash and cash equivalents. The Group has identified twelve months as its operating cycle.

### 2.3 Functional and presentation currency

These consolidated financial statements are presented in Indian rupees, which is also the functional currency of the Company. All the financial information presented in Indian rupees has presented in lakhs.

### 2.4 Fair value measurement

The Group measures financial instruments, such as, derivatives at fair value at each balance sheet date. Fair value is the price that would be received to sell an asset or paid to transfer a liability in an orderly transaction between market participants at the measurement date. The fair value measurement is based on the presumption that the transaction to sell the asset or transfer the liability takes place either:

- in the principal market for the asset or liability, or
- in the absence of a principal market, in the most advantageous market for the asset or liability

The principal or the most advantageous market must be accessible by the Group.

The fair value of an asset or a liability is measured using the assumptions that market participants would use when pricing the asset or liability, assuming that market participants act in their economic best interest.

A fair value measurement of a non-financial asset takes into account a market participant's ability to generate economic benefits by using the asset in its highest and best use or by selling it to another market participant that would use the asset in its highest and best use.

The Group uses valuation techniques that are appropriate in the circumstances and for which sufficient data are available to measure fair value, maximizing the use of relevant observable inputs and minimizing the use of unobservable inputs.

All assets and liabilities for which fair value is measured or disclosed in the Ind AS financial statements are categorised within the fair value hierarchy, described as follows, based on the lowest level input that is significant to the fair value measurement as a whole:

Level 1 — Quoted (unadjusted) market prices in active markets for identical assets or liabilities.

Level 2 — Valuation techniques for which the lowest level input that is significant to the fair value

measurement is directly or indirectly observable.

Level 3 — Valuation techniques for which the lowest level input that is significant to the fair value measurement is unobservable.

For assets and liabilities that are recognised in the Ind AS financial statements on a recurring basis, the Group determines whether transfers have occurred between levels in the hierarchy by re-assessing categorisation (based on the lowest level input that is significant to the fair value measurement as a whole) at the end of each reporting period.

The Group's management determines the policies and procedures for both recurring fair value measurement, such as derivative instruments and unquoted financial assets measured at fair value, and for non-recurring measurement, such as assets held for sale in discontinued operations.

External valuers are involved, wherever considered necessary. For the purpose of fair value disclosures, the Group has determined classes of assets and liabilities on the basis of the nature, characteristics and risks of the asset or liability and the level of the fair value hierarchy, as explained above.

This note summarizes accounting policy for fair value. Other fair value related disclosures are given in the relevant notes.

### 2.5 Foreign currency transactions and balances

Transactions in foreign currencies are initially recorded by the Group at their respective functional currency spot rates at the date, the transaction first qualifies for recognition.

Monetary assets and liabilities denominated in foreign currencies are translated at the functional currency spot rates of exchange at the reporting date. Exchange differences arising on settlement or translation of monetary items are recognised in the statement of profit and loss.

Non-monetary items that are measured based on historical cost in a foreign currency are translated at the exchange rate at the date of the initial transaction.

Non-monetary items that are measured at fair value in a foreign currency are translated using the exchange rates at the date when the fair value was measured.

The gain or loss arising on translation of non-monetary items measured at fair value is treated in line with the recognition of the gain or loss on the change in fair value of the item (i.e., translation differences on items whose fair value gain or loss is recognised in other comprehensive income ("OCI") or profit or loss are also recognised in OCI or profit or loss, respectively).

### 2.6 Property plant and equipment:

Recognition and Measurement

The cost of an item of property, plant and equipment are recognised as an asset if, and only if it is probable that future economic benefits associated with the item will flow to the Group and the cost of the item can be measured reliably.

Freehold land is carried at historical cost less any accumulated impairment losses.

Items of property, plant and equipment (including capital-work-in progress) are stated at cost of acquisition or construction less accumulated depreciation and impairment loss, if any.

Cost includes expenditures that are directly attributable to the acquisition of the asset i.e., freight, non-refundable duties and taxes applicable, and other expenses related to acquisition and installation.

The cost of self-constructed assets includes the cost of materials and other costs directly attributable to bringing the asset to a working condition for its intended use.

When significant parts of plant and equipment are required to be replaced at intervals, the Group depreciates them separately based on their specific useful lives.

Any gain or loss on disposal of an item of property, plant and equipment is recognised in profit or loss.



### Subsequent expenditure

Subsequent expenditure is capitalised only if it is probable that the future economic benefits associated with the expenditure will flow to the Group and the cost of the item can be measured reliably.

### Depreciation

Depreciation on items of PPE is provided on straight line basis, computed on the basis of useful lives as mentioned in Schedule II to the Companies Act, 2013. Depreciation on additions / disposals is provided on a pro-rata basis i.e. from / up to the date on which asset is ready for use / disposed-off.

The useful lives are as follows:

Plant and machinery	21 years
Electrical Installations	10 years
Computers	6 years
Vehicles- Motor car	10 years
Furniture and Fixtures	15 years
Office Equipment	5 years

The residual values, useful lives and method of depreciation are reviewed at each financial year end and adjusted prospectively, if appropriate.

The cost of replacing part of an item of property, plant and equipment is recognized in the carrying amount of the item if it is probable that the future economic benefits embodied within the part will flow to the Group and its cost can be measured reliably. The carrying amount of the replaced part will be derecognized. The costs of repairs and maintenance are recognized in the statement of profit and loss as incurred.

Items of stores and spares that meet the definition of Property, plant and equipment are capitalized at cost, otherwise, such items are classified as inventories.

Advances paid towards the acquisition of property, plant and equipment outstanding at each reporting date is disclosed as capital advances under other assets. The cost of property, plant and equipment not ready to use before such date are disclosed under capital work-in-progress.

## 2.7 Intangible assets

Research and development expenses:

Expenditure on research activities is recognised in profit or loss as incurred.

Development expenditure is capitalised as part of the cost of the resulting intangible asset only if the expenditure can be measured reliably, the product or process is technically and commercially feasible, future economic benefits are probable and the Group intends to and has sufficient resources to complete development and to use or sell the asset.

Otherwise, it is recognised in profit or loss as incurred.

Subsequent to initial recognition, development expenditure, capitalized if any, is measured at cost less accumulated amortisation and any accumulated impairment losses.

## 2.8 Financial instruments

A financial instrument is any contract that gives rise to a financial asset of one entity and a financial liability or equity instrument of another entity.

### a. Financial assets

Initial recognition and measurement

All financial assets are recognized initially at fair value plus, in the case of financial assets not recorded at fair value through profit or loss, transaction costs that are attributable to the acquisition of the financial asset. Purchases or sales of financial assets that require delivery of assets within a time frame established by regulation or convention in the market place (regular way trades) are recognized on the trade date, i.e., the date that the Group commits to purchase or sell the asset.

### Subsequent measurement

For purposes of subsequent measurement, financial assets are classified in four categories:

- Debt instruments at amortised cost.
- Debt instruments at fair value through other comprehensive income (FVTOCI).
- Debt instruments, derivatives and equity instruments at fair value through profit or loss (FVTPL);
- Equity instruments measured at fair value through other comprehensive income (FVTOCI)

### Debt instruments at amortised cost

A 'debt instrument' is measured at the amortised cost, if both of the following conditions are met: (i) The asset is held within a business model whose objective is to hold assets for collecting contractual cash flows; and (ii) Contractual terms of the asset give rise on specified dates to cash flows that are solely payments of principal and interest (SPPI) on the principal amount outstanding.

After initial measurement, such financial assets are subsequently measured at amortised cost using the effective interest rate (EIR) method. Amortised cost is calculated by taking into account any discount or premium on acquisition and fees or costs that are an integral part of the EIR. The EIR amortisation is included in finance income in the statement of profit and loss. The losses arising from impairment are recognised in the statement of profit and loss. This category generally applies to trade and other receivables.

### Debt instrument at FVTOCI

A 'debt instrument' is classified as FVTOCI, if both of the following criteria are met: (i) The objective of the business model is achieved both by collecting contractual cash flows and selling the financial assets; and (ii) The asset's contractual cash flows represent SPPI.

Debt instruments included within the FVTOCI category are measured initially as well as at each reporting date at fair value. Fair value movements are recognized in OCI. However, the Group recognizes interest income, impairment losses and foreign exchange gain or loss in the statement of profit and loss. On derecognition of the asset, cumulative gain or loss previously recognised in OCI is reclassified from the equity to statement of profit and loss. Interest earned whilst holding FVTOCI debt instrument is reported as interest income using the EIR method.

### Debt instrument at FVTPL

FVTPL is a residual category for debt instruments. Any debt instrument, which does not meet the criteria for categorization as at amortised cost or as FVTOCI, is classified as FVTPL. Debt instruments included within the FVTPL category are measured at fair value with all changes recognized in the statement of profit and loss.

### Equity Instruments

All equity investments in scope of Ind AS 109 are measured at fair value. Equity instruments which are held for trading are classified as FVTPL. If the Group decides to classify an equity instrument as FVTOCI, then all fair value changes on the instrument, excluding dividends, are recognized in the OCI. There is no recycling of the amounts from OCI to statement of profit and loss. Equity instruments included within the FVTPL category are measured at fair value with all changes recognized in the statement of profit and loss.

### Derecognition

A financial asset (or, where applicable, a part of a financial asset or part of a group of similar financial assets) is primarily derecognized (i.e., removed from the Group's balance sheet) when:

- a) The rights to receive cash flows from the asset have expired, or
- b) The Group has transferred its rights to receive cash flows from the asset or has assumed an obligation to pay the received cash flows in full without material delay to a third party under a 'pass-through' arrangement; and either (a) the Group has transferred substantially all the risks and rewards of the asset, or (b) the Group has neither transferred nor retained substantially all the risks and rewards of the asset, but has transferred control of the asset.

When the Group has transferred its rights to receive cash flows from an asset or has entered into a pass-through arrangement, it evaluates if and to what extent it has retained the risks and rewards of ownership. When it has neither transferred nor retained substantially all of the risks and rewards of the asset, nor transferred control of the asset, the Group continues to recognize the transferred asset to the extent of the Group's continuing involvement. In that case, the Group also recognises an associated liability. The transferred asset and the associated liability are measured on a basis that reflects the rights and obligations that the Group has retained.

#### Impairment of Financial Assets

The Group assesses at each balance sheet date whether a financial asset or a group of financial assets is impaired.

In accordance with Ind AS 109, the Group uses "Expected Credit Loss" (ECL) model, for evaluating impairment of Financial Assets other than those measured at Fair Value Through Profit and Loss (FVTPL).

Expected credit losses are measured through a loss allowance at an amount equal to:

- The 12 months expected credit losses (expected credit losses that result from those default events on the financial instrument that are possible within 12 months after the reporting date);
- Full lifetime expected credit losses (expected credit losses that result from all possible default events over the life of the financial instrument)

The Group follows simplified approach for recognition of impairment loss allowance on trade receivables and under the simplified approach, the Group does not track changes in credit risk. Rather, it recognizes impairment loss allowance based on lifetime ECL at each reporting date right from its initial recognition. The Group uses a provision matrix to determine impairment loss allowance on trade receivables. The provision matrix is based on its historically observed default rates over the expected life of trade receivable and is adjusted for forward looking estimates. At every reporting date, the historical observed default rates are updated

For other assets, the Group uses 12-month ECL to provide for impairment loss where there is no significant increase in credit risk. If there is significant increase in credit risk full lifetime ECL is used.

#### b. Financial liabilities

##### Initial recognition and measurement

Financial liabilities are classified, at initial recognition, as financial liabilities at fair value i.e., loans and borrowings, payables, or as derivatives designated as hedging instruments in an effective hedge, as appropriate. All financial liabilities are recognized initially at fair value and, in the case of loans and borrowings and payables, net of directly attributable transaction costs.

The Group's financial liabilities include trade and other payables, loans and borrowings including bank overdrafts, financial guarantee contracts.

##### Subsequent measurement

The measurement of financial liabilities depends on their classification.

Financial liabilities at fair value through profit or loss

Financial liabilities at fair value through profit or loss include financial liabilities held for trading and financial liabilities designated upon initial recognition as fair value through profit or loss. Financial liabilities are classified as held for trading if they are incurred for the purpose of repurchasing in the near term. This

category also includes derivative financial instruments entered into by the Group that are not designated as hedging instruments in hedge relationships as defined by Ind AS 109. Separated embedded derivatives are also classified as held for trading, unless they are designated as effective hedging instruments. Gains or losses on liabilities held for trading are recognized in the statement of profit and loss.

Financial liabilities designated upon initial recognition at fair value through profit or loss are designated as such at the initial date of recognition, and only if the criteria in Ind AS 109 are satisfied. For liabilities designated as FVTPL, fair value gains/losses attributable to changes in own credit risk are recognized in OCI. These gains/losses are not subsequently transferred to the statement of profit and loss.

However, the Group may transfer the cumulative gain or loss within equity. All other changes in fair value of such liability are recognized in the statement of profit and loss.

#### Loans and borrowings

Borrowings is the category most relevant to the Group. After initial recognition, interest-bearing borrowings are subsequently measured at amortized cost using the EIR method. Gains and losses are recognized in the statement of profit and loss when the liabilities are derecognised as well as through the EIR amortization process. Amortized cost is calculated by taking into account any discount or premium on acquisition and fees or costs that are an integral part of the EIR. The EIR amortisation is included as finance costs in the statement of profit and loss.

#### De-recognition

A financial liability is derecognised when the obligation under the liability is discharged or cancelled or expired. When an existing financial liability is replaced by another from the same lender on substantially different terms, or the terms of an existing liability are substantially modified, such an exchange or modification is treated as the de-recognition of the original liability and the recognition of a new liability. The difference in the respective carrying amounts is recognised in the statement of profit and loss.

#### Reclassification of financial assets and liabilities

The Group determines classification of financial assets and liabilities on initial recognition. After initial recognition, no re-classification is made for financial assets which are equity instruments and financial liabilities. For financial assets which are debt instruments, a re-classification is made only if there is a change in the business model for managing those assets. A change in the business model occurs when the Group either begins or ceases to perform an activity that is significant to its operations. If the Group reclassifies financial assets, it applies the re-classification prospectively from the re-classification date, which is the first day of the immediately next reporting period following the change in business model. The Group does not restate any previously recognised gains, losses (including impairment gains or losses) or interest.

#### Offsetting of financial instruments

Financial assets and financial liabilities are offset and the net amount is reported in the balance sheet, if there is a currently enforceable legal right to offset the recognised amounts and there is an intention to settle on a net basis, to realise the assets and settle the liabilities simultaneously.

#### 2.9 Derivative financial instruments and hedge accounting

The Group uses derivative financial instruments, such as forward currency contracts, currency and interest rate swaps, to hedge its foreign currency risks and interest rate risks. Such derivative financial instruments are initially recognised at fair value on the date on which a derivative contract is entered into and are subsequently re-measured at fair value. Derivatives are carried as financial assets when the fair value is positive and as financial liabilities when the fair value is negative. Any gains or losses arising from changes in the fair value of derivatives are taken directly to the statement of profit and loss.

#### 2.10 Cash & Cash Equivalents

Cash and bank balances comprise of cash balance in hand, in current accounts with banks, and other short-term deposits. For this purpose, "short-term" means investments having maturity of three months or less from the date of investment, and which are subject to an insignificant risk of change in value. Bank overdrafts that are repayable on demand and form an integral part of our cash management are included as

a component of cash and cash equivalents for the purpose of the statement of cash flows.

### 2.11 Inventories

Inventories are valued at the lower of cost and net realizable value.

Inventories consisting of materials, stores and spares and loose tools are valued at cost or net realizable value by using weighted average method.

Cost includes expenditures incurred in acquiring the inventories, production or conversion costs and other costs incurred in bringing them to their existing location and condition.

Net realizable value is the estimated selling price in the ordinary course of business, less the estimated costs of completion and selling expenses. The net realizable value of work-in-progress is determined with reference to the selling prices of related finished products.

### 2.12 Impairment of non-financial assets

The carrying amounts of the Group's non-financial assets, other than inventories and deferred tax assets are reviewed at each reporting date to determine whether there is any indication of impairment.

If any such indication exists, then the asset's recoverable amount is estimated.

For goodwill and intangible assets that have indefinite lives or that are not yet available for use, an impairment test is performed each year at March 31.

The recoverable amount of an asset or cash-generating unit (as defined below) is the greater of its value in use and its fair value less costs to sell.

In assessing value in use, the estimated future cash flows are discounted to their present value using a pre-tax discount rate that reflects current market assessments of the time value of money and the risks specific to the asset or the cash-generating unit.

For the purpose of impairment testing, assets are grouped together into the smallest group of assets that generates cash inflows from continuing use that are largely independent of the cash inflow of other assets or groups of assets (the "cash-generating unit").

The Group bases its impairment calculation on detailed budgets and forecast calculations, which are prepared separately for each of the Group's CGUs to which the individual assets are allocated. These budgets and forecast calculations generally cover a period of five years. For longer periods, a long-term growth rate is calculated and applied to project future cash flows after the fifth year. To estimate cash flow projections beyond periods covered by the most recent budgets/forecasts, the Group extrapolates cash flow projections in the budget using a steady or declining growth rate for subsequent years, unless an increasing rate can be justified. In any case, this growth rate does not exceed the long-term average growth rate for the products, industries, or country in which the entity operates, or for the market in which the asset is used.

An impairment loss is recognized in the statement of profit and loss if the estimated recoverable amount of an asset or its cash-generating unit is lower than its carrying amount. Impairment losses recognized in respect of cash-generating units are allocated first to reduce the carrying amount of any goodwill allocated to the units and then to reduce the carrying amount of the other assets in the unit on a pro-rata basis.

#### Reversal of Impairment of Assets

An impairment loss in respect of goodwill is not reversed. In respect of other assets, impairment losses recognized in prior periods are assessed at each reporting date for any indications that the loss has decreased or no longer exists. An impairment loss is reversed if there has been a change in the estimates used to determine the recoverable amount. An impairment loss is reversed only to the extent that the asset's carrying amount does not exceed the carrying amount that would have been determined, net of depreciation or amortization, if no impairment loss had been recognized.

### 2.13 Employee benefits

#### Short term employee benefits

Short-term employee benefits are expensed as the related service is provided. A liability is recognized for the amount expected to be paid if the Group has a present legal or constructive obligation to pay this amount as a result of past service provided by the employee and the obligation can be estimated reliably.

#### Defined contribution plans

The Group's contributions to defined contribution plans are charged to the statement of profit and loss as and when the services are received from the employees.

#### Defined benefit plans

The liability in respect of defined benefit plans and other post-employment benefits is calculated using the projected unit credit method consistent with the advice of qualified actuaries. The present value of the defined benefit obligation is determined by discounting the estimated future cash outflows using interest rates of high-quality corporate bonds that are denominated in the currency in which the benefits will be paid, and that have terms to maturity approximating to the terms of the related defined benefit obligation. In countries where there is no deep market in such bonds, the market interest rates on government bonds are used. The current service cost of the defined benefit plan, recognized in the statement of profit and loss in employee benefit expense, reflects the increase in the defined benefit obligation resulting from employee service in the current year, benefit changes, curtailments and settlements. Past service costs are recognized immediately in the statement of profit and loss.

The net interest cost is calculated by applying the discount rate to the net balance of the defined benefit obligation and the fair value of plan assets. This cost is included in employee benefit expense in the statement of profit and loss. Actuarial gains and losses arising from experience adjustments and changes in actuarial assumptions for defined benefit obligation and plan assets are recognized in OCI in the period in which they arise. When the benefits under a plan are changed or when a plan is curtailed, the resulting change in benefit that relates to past service or the gain or loss on curtailment is recognized immediately in the statement of profit and loss. The Group recognizes gains or losses on the settlement of a defined benefit plan obligation when the settlement occurs.

#### Termination benefits

Termination benefits are recognized as an expense in the statement of profit and loss when the Group is demonstrably committed, without realistic possibility of withdrawal, to a formal detailed plan to either terminate employment before the normal retirement date, or to provide termination benefits as a result of an offer made to encourage voluntary redundancy. Termination benefits for voluntary redundancies are recognized as an expense in the statement of profit and loss if the Group has made an offer encouraging voluntary redundancy, it is probable that the offer will be accepted, and the number of acceptances can be estimated reliably.

#### Other long-term employee benefits

The Group's net obligation in respect of other long-term employee benefits is the amount of future benefit that employees have earned in return for their service in the current and previous periods. That benefit is discounted to determine its present value. Re-measurements are recognised in the statement of profit and loss in the period in which they arise.

#### Compensated absences

The Group's current policies permit certain categories of its employees to accumulate and carry forward a portion of their unutilised compensated absences and utilise them in future periods or receive cash in lieu thereof in accordance with the terms of such policies. The Group measures the expected cost of accumulating compensated absences as the additional amount that the Group incurs as a result of the unused entitlement that has accumulated at the reporting date. Such measurement is based on actuarial valuation as at the reporting date carried out by a qualified actuary.

#### Share based payments

Employees of the Group receive remuneration in the form of Share-based payments, whereby employees

render services as consideration for equity instruments.

**Equity-Settled Transactions** The cost of equity-settled transactions is determined by the fair value at the date when the grant is made using Black Scholes valuation model.

That cost is recognized, together with a corresponding increase in share-based payment (SBP) reserves in equity, over the period in which the performance and/or service conditions are fulfilled in employee benefits expense. The cumulative expense recognized for equity-settled transactions at each reporting date until the vesting date reflects the extent to which the vesting period has expired and the Group's best estimate of the number of equity instruments that will ultimately vest. The Statement of profit and loss expense or credit for a period represents the movement in cumulative expense recognized as at the beginning and end of that period and is recognized in employee benefits expense.

Service and non-market performance conditions are not taken into account when determining the grant date fair value of awards, but the likelihood of the conditions being met is assessed as part of the Group's best estimate of the number of equity instruments that will ultimately vest. Market performance conditions are reflected within the grant date fair value.

The dilutive effect of outstanding options is reflected as additional share dilution in the computation of diluted earnings per share.

## 2.14 Provisions, contingent liabilities and contingent assets

### Provisions

A provision is recognized in the statement of profit and loss if, as a result of a past event, the Group has a present legal or constructive obligation that can be estimated reliably, and it is probable that an outflow of economic benefits will be required to settle the obligation. If the effect of the time value of money is material, provisions are determined by discounting the expected future cash flows at a pre-tax rate that reflects current market assessments of the time value of money and the risks specific to the liability. Where discounting is used, the increase in the provision due to the passage of time is recognized as a finance cost.

### Contingent liabilities and contingent assets

A disclosure for a contingent liability is made when there is a possible obligation or a present obligation that may, but probably will not, require an outflow of resources. Where there is a possible obligation or a present obligation in respect of which the likelihood of outflow of resources is remote, no provision or disclosure is made.

Contingent assets are not recognized in the financial statements. However, contingent assets are assessed continually and if it is virtually certain that an inflow of economic benefits will arise, the asset and related income are recognized in the period in which the change occurs.

### Onerous contracts

A provision for onerous contracts is recognised in the statement of profit and loss when the expected benefits to be derived by the Group from a contract are lower than the unavoidable cost of meeting its obligations under the contract. The provision is measured at the present value of the lower of the expected cost of terminating the contract and the expected net cost of continuing with the contract. Before a provision is established, the Group recognises any impairment loss on the assets associated with that contract.

### Reimbursement rights

Expected reimbursements for expenditures required to settle a provision are recognised in the statement of profit and loss only when receipt of such reimbursements is virtually certain. Such reimbursements are recognised as a separate asset in the balance sheet, with a corresponding credit to the specific expense for which the provision has been made.

## 2.15 Revenue recognition:

Ind AS 115 recognizes revenue on transfer of the control of goods or services, either over a period of time or at a point in time, at an amount that the entity expects to be entitled in exchange for those goods or services. In order to align with Ind AS 115, the Accounting policy on revenue recognition was reviewed and revised.

The Group primarily earns revenue from Contract research and testing services.

Revenue is recognised upon transfer of control of promised services to customers in an amount that reflects the consideration the Group expect to receive in exchange for those services.

Revenue from providing services is recognised in the accounting period in which such services are rendered. At contract inception, the Group assesses its promise to transfer services to a customer to identify separate performance obligations. The Group applies judgment to determine whether each service promised to a customer is capable of being distinct, and are distinct in the context of the contract, if not, the promised services are combined and accounted as a single performance obligation. The Group allocates the arrangement consideration to separately identifiable performance obligation based on their relative stand-alone selling price or residual method.

In case of fixed-price contracts, the customer pays the fixed amount based on a payment schedule.

If the services rendered by the Group exceed the payment, a contract asset is recognised. If the payments exceed the services rendered, a contract liability is recognised.

Revenues in excess/short of invoicing are classified as assets/liabilities, as the case may be.

## 2.16 Dividend and Interest Income

Dividend income is recognised in profit or loss on the date on which the Group's right to receive payment is established.

Interest Income mainly comprises of interest on Margin money deposit with banks relating to bank guarantee and term deposits.

Interest income or expense is recognised using the effective interest method (EIR).

Interest is recognized using the time-proportion method, based on rates implicit in the transactions.

## 2.17 Borrowing Costs

Borrowing costs are interest and other costs incurred in connection with the borrowing of funds. Borrowing costs directly attributable to acquisition or construction of an asset which necessarily take a substantial period of time to get ready for their intended use are capitalised as part of the cost of that asset. Other borrowing costs are recognised as an expense in the period in which they are incurred.

## 2.18 Tax expenses

Income tax expense comprises current and deferred tax. It is recognised in profit or loss except to the extent that it relates to a business combination, or items recognised directly in equity or in Other comprehensive income.

The Group has determined that interest and penalties related to income taxes, including uncertain tax treatments, do not meet the definition of income taxes, and therefore accounted for them under Ind AS 37 Provisions, Contingent Liabilities and Contingent Assets.

### Current tax

Current income tax assets and liabilities are measured at the amount expected to be recovered from or paid to the taxation authorities. The tax rates and tax laws used to compute the amount are those that are enacted or substantively enacted, at the reporting date. Current income tax relating to items recognised outside the statement of profit and loss is recognised outside the statement of profit and loss (either in OCI or in equity in correlation to the underlying transaction). Management periodically evaluates positions taken in the tax returns with respect to situations in which applicable tax regulations are subject to interpretation and establishes provisions, where appropriate.

### Deferred tax

Deferred tax is provided using the liability method on temporary differences between the tax bases of assets and liabilities and their carrying amounts for financial reporting purposes at the reporting date.

Deferred tax liabilities and assets are recognized for all taxable temporary differences and deductible temporary differences.

Deferred tax assets are recognised to the extent that it is probable that taxable profit will be available against which the deductible temporary differences, and the carry forward of unused tax credits and unused tax losses can be utilized.

The carrying amount of deferred tax assets is reviewed at each reporting date and reduced to the extent that it is no longer probable that sufficient taxable profit will be available to allow all or part of the deferred tax asset to be utilised.

Unrecognised deferred tax assets are re-assessed at each reporting date and are recognised to the extent that it has become probable that future taxable profits will allow the deferred tax asset to be recovered.

Deferred tax assets and liabilities are measured at the tax rates that are expected to apply in the period when the asset is realised or the liability is settled, based on tax rates (and tax laws) that have been enacted or substantively enacted at the reporting date.

Deferred tax relating to items recognised outside the statement of profit and loss is recognised outside the statement of profit and loss (either in OCI or in equity in correlation to the underlying transaction).

Deferred tax assets and deferred tax liabilities are offset if a legally enforceable right exists to set off current tax assets against current tax liabilities and the deferred taxes relate to the same taxable entity and the same taxation authority.

Minimum alternate tax (MAT) paid in a year is charged to the statement of profit and loss as current tax for the year. The deferred tax asset is recognised for MAT credit available only to the extent that it is probable that the Group will pay normal income tax during the specified year, i.e., the year for which MAT credit is allowed to be carried forward. In the year in which the Group recognizes MAT credit as an asset, it is created by way of credit to the statement of profit and loss and shown as part of deferred tax asset. The Group reviews the "MAT credit entitlement" asset at each reporting date and writes down the asset to the extent that it is no longer probable that it will pay normal tax during the specified period.

Goods and Service Tax (GST) paid on acquisition of assets or on incurring expenses.

When the tax incurred on purchase of assets or services is not recoverable from the taxation authority, the tax paid is recognised as part of the cost of acquisition of the asset or as part of the expense item, as applicable. Otherwise, expenses and assets are recognized net of the amount of taxes paid. The net amount of tax recoverable from, or payable to, the taxation authority is included as part of receivables or payables in the balance sheet.

## 2.19 Leases

The Group assesses at contract inception whether a contract is, or contains, a lease. That is, if the contract conveys the right to control the use of an identified asset for a period of time in exchange for consideration.

The Group as a lessee

The Group applies a single recognition and measurement approach for all leases, except for short-term leases and leases of low-value assets. The Group recognises lease liabilities to make lease payments and right-of-use assets representing the right to use the underlying assets.

Right-of-use assets

The Group recognises right-of-use assets at the commencement date of the lease (i.e., the date the underlying asset is available for use). Right-of-use assets are measured at cost, less any accumulated depreciation and impairment losses, and adjusted for any remeasurement of lease liabilities.

The cost of right-of-use assets includes the amount of lease liabilities recognised, initial direct costs incurred, and lease payments made at or before the commencement date less any lease incentives received.

Right-of-use assets are depreciated on a straight-line basis over the shorter of the lease term and the estimated useful lives of the assets. If ownership of the leased asset transfers to the Group at the end of the

lease term or the cost reflects the exercise of a purchase option, depreciation is calculated using the estimated useful life of the asset.

The right-of-use assets are also subject to impairment. Refer to the accounting policies in section of Impairment of non-financial assets.

### Lease liabilities

At the commencement date of the lease, the Group recognises lease liabilities measured at the present value of lease payments to be made over the lease term. The lease payments include fixed payments (including in-substance fixed payments) less any lease incentives receivable, variable lease payments that depend on an index or a rate, and amounts expected to be paid under residual value guarantees. The lease payments also include the exercise price of a purchase option reasonably certain to be exercised by the Group and payments of penalties for terminating the lease, if the lease term reflects the Variable lease payments that do not depend on an index or a rate are recognised as expenses (unless they are incurred to produce inventories) in the period in which the event or condition that triggers the payment occurs.

In calculating the present value of lease payments, the Group uses its incremental borrowing rate at the lease commencement date because the interest rate implicit in the lease is not readily determinable. After the commencement date, the amount of lease liabilities is increased to reflect the accretion of interest and reduced for the lease payments made. In addition, the carrying amount of lease liabilities is remeasured if there is a modification, a change in the lease term, a change in the lease payments (e.g., changes to future payments resulting from a change in an index or rate used to determine such lease payments) or a change in the assessment of an option to purchase the underlying asset. The Group's lease liabilities are included in Borrowings.

### Short-term leases and leases of low-value assets

The Group applies the short-term lease recognition exemption to its short-term leases (i.e., those leases that have a lease term of 12 months or less from the commencement date and do not contain a purchase option). It also applies the lease of low-value assets recognition exemption to leases that are considered to be of low value. Lease payments on short-term leases and leases of low-value assets are recognised as expense on a straight-line basis over the lease term.

## 2.20 Earnings per share

Basic earnings per share

Basic earnings per share is calculated by dividing the net profit or loss for the year attributable to equity shareholders (after deducting preference dividends and attributable taxes) by the weighted average number of equity shares outstanding during the year.

The weighted average number of equity shares outstanding during the year is adjusted for events such as bonus issue, bonus element in a rights issue, share split, and reverse share split (consolidation of shares) that have changed the number of equity shares outstanding, without a corresponding change in resources.

Diluted earnings per share

Diluted earnings per share is computed by dividing the profit (considered in determination of basic earnings per share) after considering the effect of interest and other financing costs or income (net of attributable taxes) associated with dilutive potential equity shares by the weighted average number of equity shares considered for deriving basic earnings per share adjusted for the weighted average number of equity shares that would have been issued upon conversion of all dilutive potential equity shares.

## 2.21 Segment reporting

The Group is engaged in the in "Clinical "Research Services and the same constitutes a single reportable business segment as per Ind AS 108.

## 2.22 Share capital

Incremental costs directly attributable to the issue of equity shares are recognised as a deduction from equity. Income tax relating to transaction costs of an equity transaction is accounted for in accordance with Ind AS 12.



## 2.23 Significant accounting judgements, estimates, and assumption

The preparation of the financial statements in conformity with Ind AS requires management to make judgments, estimates and assumptions that affect the application of accounting policies and the reported amounts of assets, liabilities, income and expenses. These estimates and associated assumptions are based on historical experiences and various other factors that are believed to be reasonable under the circumstances. Actual results may differ from these estimates.

Estimates and underlying assumptions are reviewed on an ongoing basis. Revisions to accounting estimates are recognized in the period in which the estimates are revised and in any future periods affected. In particular, the areas involving critical estimates or Judgment are:

Determining the lease term of contracts with renewal and termination options

The Group determines the lease term as the noncancellable term of the lease, together with any periods covered by an option to extend the lease if it is reasonably certain to be exercised, or any periods covered by an option to terminate the lease, if it is reasonably certain not to be exercised. The Group has several lease contracts that include extension and termination options. The Group applies judgement in evaluating whether it is reasonably certain to exercise the option to renew or terminate the lease. That is, it considers all relevant factors that create an economic incentive for it to exercise either the renewal or termination. After the commencement date, the Group reassesses the lease term if there is a significant event or change in circumstances that is within its control and affects its ability to exercise or not to exercise the option to renew or to terminate. Furthermore, the periods covered by termination options are included as part of the lease term only when they are reasonably certain not to be exercised.

### Property, plant and equipment

The depreciation of property, plant and equipment is derived on determining an estimate of an asset's expected useful life and the expected residual value at the end of its life. The useful lives and residual values of Group's assets are determined by management at the time of acquisition of asset and is reviewed periodically, including at each financial year end. The lives are based on historical experience with similar assets as well as anticipation of future events, which may impact their life.

### Impairment of financial and non-financial assets

Significant management judgement is required to determine the amounts of impairment loss on the financial and nonfinancial assets. The calculations of impairment loss are sensitive to underlying assumptions.

### Tax provisions and contingencies

Significant management judgement is required to determine the amounts of tax provisions and contingencies. Deferred tax assets are recognised for unused tax losses and MAT credit entitlements to the extent it is probable that taxable profit will be available against which these losses and credit entitlements can be utilized. Significant management judgement is required to determine the amount of deferred tax assets that can be recognised, based upon the likely timing and the level of future taxable profits together with future tax planning strategies.

### Defined benefit plans

The cost of the defined benefit plan and the present value of the obligation are determined using actuarial valuation. An actuarial valuation involves various assumptions that may differ from actual developments in the future. These include the determination of the discount rate, future salary increases and mortality rates. Due to the complexities involved in the valuation and its long-term nature, a defined benefit obligation is highly sensitive to changes in these assumptions. All assumptions are reviewed at each reporting date.

The parameter most subject to change is the discount rate. In determining the appropriate discount rate for plans operated in India, the management considers the interest rates of government bonds where remaining maturity of such bond correspond to expected term of defined benefit obligation.

The mortality rate is based on publicly available mortality tables. Those mortality tables tend to change only at interval in response to demographic changes. Future salary increases and gratuity increases are based on expected future inflation rates.

## Fair value measurement of financial instruments

When the fair values of financial assets and financial liabilities recorded in the balance sheet cannot be measured based on quoted prices in active markets, their fair value is measured using internal valuation techniques. The inputs to these models are taken from observable markets where possible, but where this is not feasible, a degree of judgement is required in establishing fair values. Judgements include considerations of inputs such as liquidity risk, credit risk and volatility. Changes in assumptions about these factors could affect the reported fair value of financial instruments.

## 2.24 New standards adopted by the Group

Ind AS 37 – Provisions, Contingent Liabilities and Contingent Assets: Onerous Contracts - Costs of Fulfilling a Contract

The amendments specify that that the 'cost of fulfilling' a contract comprises the 'costs that relate directly to the contract. Costs that relate directly to a contract can either be incremental costs of fulfilling that contract (examples would be direct labour, materials) or an allocation of other costs that relate directly to fulfilling contracts.

This amendment is essentially clarification and had there is no significant impact on the consolidated financial statements.

Amendments to Ind AS 16- Property, Plant and Equipment: Proceeds before Intended Use

The amendments modified paragraph 17(e) of Ind AS 16 to clarify that excess of net sale proceeds of items produced over the cost of testing, if any, shall not be recognised in the profit or loss but deducted from the directly attributable costs considered as part of cost of an item of property, plant, and equipment.

The amendments are effective for annual reporting periods beginning on or after 1 April 2022. These amendments had no impact on the consolidated financial statements.

Amendments to Ind AS 103, Business Combinations: Reference to the Conceptual Framework

This amendment added an exception to the recognition principle of Ind AS 103 Business Combinations to avoid the issue of potential 'day 2' gains or losses arising for liabilities and contingent liabilities that would be within the scope of Ind AS 37 Provisions, Contingent Liabilities and Contingent Assets or Appendix C, Levies, of Ind AS 37, if incurred separately. The exception requires entities to apply the criteria in Ind AS 37 or Appendix C, Levies, of Ind AS 37, respectively, instead of the Conceptual Framework, to determine whether a present obligation exists at the acquisition date.

In accordance with the transitional provisions, the group applies the amendments prospectively, i.e., to business combinations occurring after the beginning of the annual reporting period in which it first applies the amendments (the date of initial application).

These amendments had no impact on the consolidated financial statements of the Group as there were no transactions within the scope of these amendments that arose during the period.

## 2.25 New Accounting pronouncements

Ministry of Corporate Affairs ("MCA") notifies new standard or amendments to the existing standards under Companies (Indian Accounting Standards) Rules as issued from time to time. On March 31, 2023, MCA amended the Companies (Indian Accounting Standards) Rules, 2015 by issuing the Companies (Indian Accounting Standards) Amendment Rules, 2023, applicable from April 01, 2023, as below:

Ind AS 1 – Presentation of Financial Statements

The amendments require companies to disclose their material accounting policies rather than their significant accounting policies. Accounting policy information, together with other information, is material when it can reasonably be expected to influence decisions of primary users of general purpose financial statements. The group does not expect this amendment to have any significant impact in its consolidated financial statements.

### Ind AS 12 – Income Taxes

The amendments clarify how companies account for deferred tax on transactions such as leases and decommissioning obligations. The amendments narrowed the scope of the recognition exemption in paragraphs 15 and 24 of Ind AS 12 (recognition exemption) so that it no longer applies to transactions that, on initial recognition, give rise to equal taxable and deductible temporary differences. The Group does not expect this amendment to have any significant impact in its consolidated financial statements.

### Ind AS 8 – Accounting Policies, Changes in Accounting Estimates and Errors

The amendments will help entities to distinguish between accounting policies and accounting estimates. The definition of a change in accounting estimates has been replaced with a definition of accounting estimates. Under the new definition, accounting estimates are “monetary amounts in financial statements that are subject to measurement uncertainty”. Entities develop accounting estimates if accounting policies require items in financial statements to be measured in a way that involves measurement uncertainty. The Group does not expect this amendment to have any significant impact in its consolidated financial statements.

### 3. Property, Plant and Equipment

Particulars	Land	Plant & Machinery	Computers	Vehicles	Furniture & Fixtures	Office & Laboratory Equipment	Library	Total
<b>Gross Carrying Value</b>								
Balance as at 31 March 2022	81.66	224.54	230.82	143.99	337.17	1,976.25	0.90	2,995.32
Additions for the year	368.37	1.40	14.14	18.78	4.05	10.48	-	417.22
Reclassification	-	-	-	-	-	-	-	-
Disposals for the year	-	-	-	-	-	-	-	-
<b>Balance as at 31 March 2023</b>	<b>450.03</b>	<b>225.94</b>	<b>244.96</b>	<b>162.76</b>	<b>341.22</b>	<b>1,986.73</b>	<b>0.90</b>	<b>3,412.55</b>
<b>Accumulated Depreciation</b>								
Balance as at 31 March 2022	81.66	133.75	202.17	64.28	203.18	899.77	0.90	1,585.70
Depreciation charge for the year	9.49	18.53	15.61	17.76	25.11	190.09	-	276.59
On Disposals	-	-	-	-	-	-	-	-
<b>Balance as at 31 March 2023</b>	<b>91.15</b>	<b>152.27</b>	<b>217.78</b>	<b>82.04</b>	<b>228.29</b>	<b>1,089.85</b>	<b>0.90</b>	<b>1,862.29</b>
<b>Net carrying value</b>								
As on 31 March 2022	-	90.79	28.65	79.71	133.99	1,076.48	-	1,409.62
As on 31 March 2023	358.88	73.67	27.18	80.73	112.93	896.87	-	1,550.26

### 3. Intangible Assets

Particulars	Computer Software	Copyrights	Process Knowhow	TOTAL
<b>Gross Carrying Value</b>				
Balance as at 31 March 2022	163.05	12.04	914.66	1,089.75
Additions for the year	9.45	-	249.53	258.98
Reclassification	-	-	-	-
Disposals for the year	-	-	-	-
<b>Balance as at 31 March 2023</b>	<b>172.50</b>	<b>12.04</b>	<b>1,164.19</b>	<b>1,348.74</b>
<b>Accumulated Depreciation</b>				
Balance as at 31 March 2022	137.08	12.04	443.06	592.19
Amortization charge for the year	14.48	-	138.49	152.97
On Disposals	-	-	-	-
<b>Balance as at 31 March 2023</b>	<b>151.56</b>	<b>12.04</b>	<b>581.56</b>	<b>745.15</b>
<b>Net carrying value</b>				
As on 31 March 2022	25.97	-	471.60	497.57
As on 31 March 2023	20.94	-	582.64	603.58

### 3. Capital Work in Progress

Particulars	Lease Hold Improvements	Plant & Machinery	Computers	Furniture & Fixtures	Office & Laboratory Equipment	Total
<b>Gross Carrying Value</b>						
Balance as at 31 March 2022	-	-	-	-	-	-
Additions for the year	31.74	20.40	0.75	20.35	117.12	190.36
Reclassification	-	-	-	-	-	-
Disposals for the year	-	-	-	-	-	-
<b>Balance as at 31 March 2023</b>	<b>31.74</b>	<b>20.40</b>	<b>0.75</b>	<b>20.35</b>	<b>117.12</b>	<b>190.36</b>
<b>Net carrying value</b>						
As on 31 March 2022	-	-	-	-	-	-
As on 31 March 2023	31.74	20.40	0.75	20.35	117.12	190.36

### Ageing of Capital Work in Progress as at 31 March 2023

CWIP-Tangibles	Amount in CWIP for a period of				Total
	Less than 1 Year	1-2 Years	2-3 Years	More than 3 Years	
Projects-in-progress	190.36	-	-	-	190.36
Projects temporarily suspended	-	-	-	-	-
	190.36	-	-	-	190.36

### Ageing of Capital Work in Progress as at 31 March 2022

CWIP-Tangibles	Amount in CWIP for a period of				Total
	Less than 1 Year	1-2 Years	2-3 Years	More than 3 Years	
Projects-in-progress	-	-	-	-	-
Projects temporarily suspended	-	-	-	-	-
	-	-	-	-	-

### 3. Right-of-use assets

Particulars	Building	Total
<b>Gross Carrying Value</b>		
Balance as at 31 March 2022	-	-
Additions for the year	471.52	471.52
Disposals for the year	-	-
<b>Balance as at 31 March 2023</b>	<b>471.52</b>	<b>471.52</b>
<b>Accumulated depreciation</b>		
Balance as at 31 March 2022	-	-
Depreciation for the year	128.04	128.04
<b>Balance as at 31 March 2023</b>	<b>128.04</b>	<b>128.04</b>
<b>Net carrying Value</b>		
As on 31 March 2022	-	-
As on 31 March 2023	343.48	343.48

**4. Other financial assets**

PARTICULARS	As at 31 March 2023	As at 31 March 2022
<b>I. Non-current financial assets</b>		
Deposits with government and other agencies	63.64	51.51
Term deposits with bank (having maturity more than 12 months)	0.39	5.63
	<b>64.03</b>	<b>57.14</b>
<b>II. Current financial assets</b>		
Rental deposits	3.60	68.04
Other receivables	524.30	709.72
<b>Total</b>	<b>527.90</b>	<b>777.76</b>

**5. Other assets**

PARTICULARS	As at 31 March 2023	As at 31 March 2022
<b>I. Other non-current assets</b>		
Capital advances	857.54	435.00
	<b>857.54</b>	<b>435.00</b>
<b>II. Current assets</b>		
Prepaid expenses	42.35	49.56
Balances with statutory authorities	32.19	0.01
TDS receivables	-	0.37
Vendor advances for raw material	72.63	58.06
Advances to employees	22.38	-
Unbilled revenue	7.20	-
	<b>176.76</b>	<b>107.99</b>

**6. Deferred Tax Asset (Net)**

PARTICULARS	As at 31 March 2023	As at 31 March 2022
Opening deferred tax (asset) / liability	50.04	(60.62)
Add/Less: Deferred Tax (Asset) / liability for the year	(114.23)	110.66
Closing Deferred Tax (Asset) / liability	<b>(64.19)</b>	<b>50.04</b>

**7. Inventories**

PARTICULARS	As at 31 March 2023	As at 31 March 2022
Consumables	87.16	85.99
Closing work in progress	-	59.57
<b>Total</b>	<b>87.16</b>	<b>145.56</b>

**8. Trade receivables (Unsecured)**

PARTICULARS	As at 31 March 2023	As at 31 March 2022
Trade receivables considered good - unsecured	1,168.19	760.99
Less: Allowances for expected credit losses	-	-
<b>Total</b>	<b>1,168.19</b>	<b>760.99</b>

**Ageing schedules****Trade receivables ageing schedule for the year ended 31 March 2023**

PARTICULARS	Outstanding for following periods from due date of payment						Total
	Not due	Less than 6 months	6 Months - 1 Year	1-2 Years	2-3 Years	More than 3 Years	
(i) Undisputed trade receivables- considered good	-	1,010.33	124.11	26.36	7.39	-	1,168.19
(ii) Undisputed trade receivables- considered Doubtful	-	-	-	-	-	-	-
(iii) Disputed trade receivables- considered good	-	-	-	-	-	-	-
(iv) Disputed trade receivables- considered Doubtful	-	-	-	-	-	-	-
Less: Allowances for expected credit losses	-	-	-	-	-	-	-
<b>Total trade receivables Current</b>	<b>-</b>	<b>1,010.33</b>	<b>124.11</b>	<b>26.36</b>	<b>7.39</b>	<b>-</b>	<b>1,168.19</b>

**Trade receivables ageing schedule as on 31 March 2022**

PARTICULARS	Outstanding for following periods from due date of payment						Total
	Not due	Less than 6 months	6 Months - 1 Year	1-2 Years	2-3 Years	More than 3 Years	
(i) Undisputed trade receivables- considered good	-	701.56	5.10	54.31	-	-	760.97
(ii) Undisputed trade receivables- considered Doubtful	-	-	-	-	-	-	-
(iii) Disputed trade receivables- considered good	-	-	-	-	-	-	-
(iv) Disputed trade receivables- considered Doubtful	-	-	-	-	-	-	-
Less: Allowances for expected credit losses	-	-	-	-	-	-	-
<b>Total trade receivables Current</b>	-	<b>701.56</b>	<b>5.10</b>	<b>54.31</b>	-	-	<b>760.97</b>

**9. Cash and cash equivalents**

PARTICULARS	As at 31 March 2023	As at 31 March 2022
Bank balance in current accounts	14.75	1.29
Cash on hand	51.27	133.55
Fixed deposits with maturity less than 3 months	617.35	2,836.49
<b>Total</b>	<b>683.38</b>	<b>2,971.33</b>

**10. Current tax assets (net)**

PARTICULARS	As at 31 March 2023	As at 31 March 2022
Tax deducted at source	275.46	584.90
Advance tax	-	40.00
<b>Total</b>	<b>275.46</b>	<b>624.90</b>

**11. Share capital**

PARTICULARS	As at 31 March 2023	As at 31 March 2022
<b>Authorised</b>		
2,10,00,000 equity shares of Rs.10/- each (31 March 2023: 2,10,00,000 equity Shares of Rs.10/- each)	2,100.00	2,100.00
<b>Issued, subscribed and paid- up</b>		
1,54,80,215 (31 March, 2023:1,53,01,465) equity Shares of Rs. 10/- each fully paid-up	<b>1,548.02</b>	<b>1,530.15</b>

**a. Reconciliation of the shares outstanding at the beginning and at the end of the reporting period**

PARTICULARS	As At March 31,2023		As At March 31,2022	
	Number	Amount	Number	Amount
At the beginning of the period	1,53,01,465	1,530.15	1,53,01,465	1,530.15
Issued during the period	1,78,750	17.88	-	-
Outstanding at the end of the period	1,54,80,215	1,548.02	1,53,01,465	1,530.15

**b. Details of shareholders holding more than 5% share in the company**

PARTICULARS	As At March 31,2023		As At March 31,2022	
	Number of Shares	% of Share Holding	Number of Shares	% of Share Holding
Sri K. Krishna Kishore	21,01,391	13.57%	21,01,391	13.73%
Smt. K. Vanaja	15,73,800	10.17%	15,73,800	10.29%
Dr. Desaiah Durisala	8,30,000	5.36%	8,30,000	5.42%
K. Jeevan Krishna	8,84,105	5.71%	-	-

**c. Details of shares held by promoters**

PARTICULARS	As At March 31,2023		As At March 31,2022		% Change during the year
	Number of Shares	% of Share Holding	Number of Shares	% of Share Holding	
Sri K. Krishna Kishore	21,01,391	13.57%	21,01,391	13.73%	(0.16%)
Smt. K. Vanaja	15,73,800	10.17%	15,73,800	10.29%	(0.12%)
K. Gopi Krishna	7,20,000	4.65%	7,20,000	4.71%	(0.05%)
K. Jeevan Krishna	8,84,105	5.71%	5,24,300	3.43%	2.28%
T.Chalapathy Rao	-	-	4,03,700	2.64%	(2.64%)
T. Sri Devi	1,21,000	0.78%	1,21,000	0.79%	(0.01%)
Jeevan Mitra Chitfund Private Limited	85,200	0.55%	85,200	0.56%	(0.01%)
T. Ravi Babu	3,93,200	2.54%	2,500	0.02%	2.52%
Snigdha Mothukuri	72,542	0.47%	-	-	0.47%

## 12. Other equity

PARTICULARS	As at 31 March 2023	As at 31 March 2022
<b>Securities premium reserve</b>		
Opening balance	1,875.12	1,875.12
Options exercised	162.59	-
<b>Closing balance</b>	<b>2,037.71</b>	<b>1,875.12</b>
<b>Share-based payment reserve</b>		
Opening balance	262.60	-
Addition	247.94	-
Options exercised	(162.59)	262.60
<b>Closing balance</b>	<b>347.95</b>	<b>262.60</b>
<b>Shares forfeited reserves</b>		
Opening balance	20.17	20.17
<b>Closing balance</b>	<b>20.17</b>	<b>20.17</b>
<b>Retained earnings</b>		
Opening balance	1,349.23	76.84
Profit/loss for the year	(305.75)	1,215.40
Adjustment on account of Sale of Subsidiary	-	154.53
Fair value loss on financial instruments at fair value through profit and loss	(4.68)	-
Preliminary expenses	(3.42)	-
On account of consolidation	0.90	-
Dividend paid	(183.62)	(76.51)
Re-Measurement Gains / (Losses) on defined benefit plans net of tax	-	(21.03)
<b>Closing balance</b>	<b>852.67</b>	<b>1,349.23</b>
<b>Money received against share warrants</b>		
Opening Balance	0.01	0.01
<b>Closing Balance</b>	<b>0.01</b>	<b>0.01</b>
<b>Other Comprehensive Income</b>		
Opening balance	21.03	-
Re-measurement gains/ (losses) on defined benefit plans net of tax	(8.60)	21.03
Closing balance	12.43	21.03
<b>Total</b>	<b>3,270.94</b>	<b>3,528.16</b>
<b>Non controlling interest</b>		
Non controlling interest	23.37	-
<b>Closing balance</b>	<b>23.37</b>	<b>-</b>

## 13. Borrowings

PARTICULARS	As at 31 March 2023	As at 31 March 2022
<b>I. Non-current borrowings</b>		
<b>Term Loan- secured</b>		
<b>A) From Banks</b>		
i) Car Loans- Hypothecation against the Cars	-	7.52
ii) Machinery loans	62.07	250.20
iii) Covid Loan	244.29	149.84
B) Intercompany Loan	15.00	15.00
C) Loans and Advances from related parties	30.00	-
	<b>351.35</b>	<b>422.57</b>
<b>II. Current borrowings</b>		
<b>A) From banks</b>		
i) Loan From Banks (Guaranteed by Director)	129.23	524.63
ii) Current Maturity of Longterm Borrowings	163.44	307.20
<b>Total</b>	<b>292.67</b>	<b>831.83</b>

## Note points for loans

Machinery Loan of Rs.131.00 Lakhs from Karur Vysya Bank repayable in 72 monthly installments commenced from 30 August 2017 interest rate @ 13.15%.

Machinery Loan of Rs.92.75 Lakhs from Karur Vysya Bank repayable in 72 monthly installments commenced from 30 August 2017 interest rate @ 13.15%.

Machinery Loan of Rs.260.64 Lakhs from Karur Vysya Bank repayable in 74 monthly installments commenced from 22 January 2019 interest rate @ 10.50%.

Covid Loan of Rs. 250.00 Lakhs from Karur Vysya Bank repayable in 37 monthly installments commenced from 05 November 2021 interest rate @ 8.20%

Covid Loan of Rs. 175.00 Lakhs from Karur Vysya Bank repayable in 38 monthly installments commencing from 05 April 2024 interest rate @ 8.15%.

Cash credit from KVB Bank is primarily secured by hypothecation of entire current assets of the company both present and future.

Machinery and Covid Loans from KVB Banks are primarily secured by hypothecation of machinery/asset procured against bank finance.

Car loan of Rs. 30.00 Lakhs from Yes Bank repayable in 48 monthly installments commenced from 02 February 2020 interest rate @ 8.93%..



**14. Lease liabilities**

PARTICULARS	As at 31 March 2023	As at 31 March 2022
Non-current lease liabilities	228.70	-
	<b>228.70</b>	-
Current lease liabilities	136.79	-
<b>Total</b>	<b>136.79</b>	-

**15. Provisions**

PARTICULARS	As at 31 March 2023	As at 31 March 2022
<b>I. Non-current provisions</b>		
Gratuity payable	30.95	27.46
<b>Total</b>	<b>30.95</b>	<b>27.46</b>
<b>II. Current provisions</b>		
Leave encashment payable	0.08	0.08
Provision for income tax	-	490.44
Provision for CSR	-	4.58
Gratuity payable	1.01	1.01
<b>Total</b>	<b>1.10</b>	<b>496.11</b>

**16. Trade payables**

PARTICULARS	As at 31 March 2023	As at 31 March 2022
Total Outstanding dues of Micro, Small and Medium Enterprises (MSME)	69.14	34.87
Total Outstanding dues of Creditors other than Micro, Small and Medium Enterprises (Others)"	196.41	165.34
<b>Total</b>	<b>265.55</b>	<b>200.21</b>

**Trade payables ageing****Trade payables ageing for the year ended 31 March 2023**

PARTICULARS	Outstanding for following periods from due date of payment					Total
	Not due	Less than 1 year	1-2 Years	2-3 Years	More than 3 Years	
(i) MSME	-	67.23	1.92	-	-	69.14
(ii) Others	-	187.60	6.45	2.35	-	196.41
(iii) Disputed dues - MSME	-	-	-	-	-	-
(iv) Disputed dues - Others	-	-	-	-	-	-
	-	<b>254.83</b>	<b>8.37</b>	<b>2.35</b>	-	<b>265.55</b>

**Trade Payables Ageing as on 31 March 2022**

PARTICULARS	Outstanding for following periods from due date of payment					Total
	Not due	Less than 1 year	1-2 Years	2-3 Years	More than 3 Years	
(i) MSME	-	34.87	-	-	-	34.87
(ii) Others	-	165.34	-	-	-	165.34
(iii) Disputed dues - MSME	-	-	-	-	-	-
(iv) Disputed dues - Others	-	-	-	-	-	-
	-	<b>200.21</b>	-	-	-	<b>200.21</b>

**Dues to Micro, Small and Medium Enterprises**

The information as required to be disclosed Micro and Small Enterprises under the Micro, Small and Medium Enterprises Development Act, 2006 (Act) is as given below and the information mentioned in Balance Sheet. Trade Payables dues to Micro and Small Enterprises, has been determined on the basis of information available with the Company and relied on by the auditors:

	As at 31 March 2023	As at 31 March 2022
i) Principal amount remaining unpaid as on 31st March (overdue amounts)	69.14	34.87
ii) Interest due thereon as on 31st March	Nil	Nil
iii) Interest paid by the Company in terms of Section 16 of Micro, Small and Medium Enterprises Development Act, 2006 along with the amount of payment made to the suppliers beyond the appointed day during the year.	Nil	Nil
iv) Interest due and payable for the period of delay in making payment (which have been paid but beyond the appointed day during the year) but without adding the interest specified under the Act.	Nil	Nil
v) Interest accrued and remaining unpaid as at 31st March	Nil	Nil
vi) Further, interest remaining due and payable even in the succeeding years, until such date when the interest dues as above are actually paid to the small enterprises for the purpose of disallowance as a deductible expenditure under Section 23 of the Act.	Nil	Nil

Amount shown against dues to Micro & Small Enterprises under the head trade payables represents amount outstanding as on 31st March but not due for payment.

**17. Other financial liabilities**

PARTICULARS	As at 31 March 2023	As at 31 March 2022
Interest payable	57.83	57.83
Rent payable	3.12	3.60
Creditors for capital assets	72.27	-
Other payables	43.97	265.62
<b>Total</b>	<b>177.18</b>	<b>327.05</b>

**18. Other current liabilities**

PARTICULARS	As at 31 March 2023	As at 31 March 2022
TDS payable	49.90	53.01
Professional tax payable	0.42	0.30
GST payable	0.73	16.67
Provident fund payable	6.06	5.08
ESI payable	0.66	0.61
Salaries payable	87.55	72.33
Directors remuneration payable	10.46	7.38
Commission payable	-	102.60
Provision for expenses	0.69	2.08
Advance received from customers	33.65	34.12
Prepaid revenue	75.55	80.10
<b>Total</b>	<b>265.66</b>	<b>374.29</b>

**19. Revenue from operations**

PARTICULARS	For the Year ended 31 March 2023	For the Year ended 31 March 2022
IT Consultancy Service Charges- Domestic	-	189.73
IT Consultancy Service Charge-Export	-	934.09
Clinical research services- Domestic	2,429.21	4,187.09
Clinical research services- Export	1,188.59	1,468.40
<b>Total</b>	<b>3,617.80</b>	<b>6,779.31</b>

**20. Other Income**

PARTICULARS	For the Year ended 31 March 2023	For the Year ended 31 March 2022
Interest on income tax refund	2.28	-
Interest from fixed deposits	47.82	14.82
Interest from unsecured loans	34.00	-
Interest income on lease deposits	3.50	-
Miscellaneous income	2.55	7.55
Chit fund dividend earned	10.50	-
Profit on sale of motor car	-	0.10
Forex gain - net	2.85	(0.61)
Creditors written off	-	-
Profit on sale of investments	-	404.22
Export incentive	-	73.96
Rent received	3.60	15.00
Interest from lease deposits	0.30	-
Pass through & storage charges	-	77.40
<b>Total</b>	<b>107.41</b>	<b>592.44</b>

**21. Cost of Material Consumed**

PARTICULARS	For the Year ended 31 March 2023	For the Year ended 31 March 2022
Consumables		
Opening stock of raw materials	85.99	64.87
Purchases of raw materials	246.70	390.55
Less: Closing stock of raw materials	87.16	85.99
<b>Total</b>	<b>245.54</b>	<b>369.43</b>

**22. Changes in inventories of finished goods and work-in-progress**

PARTICULARS	For the Year ended 31 March 2023	For the Year ended 31 March 2022
Opening work-in-progress	59.57	429.50
Closing work-in-progress	4.92	59.57
<b>Total</b>	<b>54.65</b>	<b>369.93</b>

**23. Employee benefit expense**

PARTICULARS	For the Year ended 31 March 2023	For the Year ended 31 March 2022
Salaries & allowances	963.99	1,334.78
Staff welfare expenses	30.52	29.45
Gratuity	13.72	35.38
Leave encashment	5.39	4.59
Director's remuneration	225.00	235.28
Incentive	-	150.10
Share based payment expenses	247.96	262.60
<b>Total</b>	<b>1,486.58</b>	<b>2,052.19</b>

**24. Finance Costs**

PARTICULARS	For the Year ended 31 March 2023	For the Year ended 31 March 2022
Bank charges	-	2.36
Loan processing charges	-	2.67
Interest expense	-	-
on Lease	31.88	-
on Vehicle loans	1.03	3.16
on CCBD	1.54	1.21
on Term loan from bank	62.77	86.63
on Unsecured loans	-	0.27
<b>Total</b>	<b>97.21</b>	<b>96.30</b>

**25. Depreciation**

PARTICULARS	For the Year ended 31 March 2023	For the Year ended 31 March 2022
Depreciation	250.62	259.74
Depreciation on right of use assets	118.20	-
Amortisation on process knowhow	138.49	109.15
<b>Total</b>	<b>507.32</b>	<b>368.89</b>

**26. Other expenses**

PARTICULARS	For the Year ended 31 March 2023	For the Year ended 31 March 2022
Rent	26.30	175.34
Electricity	92.25	80.02
Licenses & renewals	80.20	63.46
Repairs & maintenance	107.12	97.78
Insurance	52.40	41.69
MHRA audit fees	-	27.14
Communication charges	23.72	33.82
Travelling conveyance	60.75	32.06
Printing & stationery	11.32	11.26
Advertisement ,publicity & business promotion	22.52	15.85
Sales commission	251.98	214.67
Professional charges	136.17	749.16
Outsourcing services	-	53.64
Audit fee	2.00	2.50
General expenses	25.17	59.00
Machinery rent	13.13	7.56
Office maintenance	56.04	77.16
Director's sitting fees	10.29	9.16
Registrar's fee	1.36	1.18
Garden maintenance	2.83	2.18
Provision for CSR	11.14	4.58
BSE listing fee	3.00	3.00
ROC filing fee	0.10	0.46
Volunteer expenses	697.18	545.14
Foreign Exchange Variance Loss	-	1.87
Water charges	0.61	1.51
Propert tax paid	8.22	-
Late filing fee	0.01	-
Interest on income tax	1.34	-
Bank charges	1.84	-
Loan processing charges	3.20	-
Loss on sale of assets	-	0.99
<b>Total</b>	<b>1,702.18</b>	<b>2,312.20</b>

**27. Changes in liabilities arising from financing activities  
For the year ended 31 March 2023**

PARTICULARS	Current Borrowings	Non-current Borrowings	Lease liabilities
<b>As at 1 April 2022</b>	831.83	422.56	-
Borrowings made during the year	-	-	-
Borrowings repaid during the year	(539.16)	(71.21)	-
Effect of changes in foreign exchange rates	-	-	-
Recognition of right of use liability during the year	-	-	471.52
Payment of lease liability	-	-	(106.02)
Borrowings made during the year	-	-	-
<b>As at 31 March 2023</b>	<b>292.67</b>	<b>351.35</b>	<b>365.50</b>

**For the year ended 31 March 2022**

PARTICULARS	Current Borrowings	Non-current Borrowings	Lease liabilities
As at 1 April 2021	5.06	776.99	-
Borrowings made during the year	-	-	-
Borrowings repaid during the year	-	(354.43)	-
Effect of changes in foreign exchange rates	-	-	-
Recognition of right of use liability during the year	-	-	-
Payment of lease liability	-	-	-
Borrowings made during the year	826.77	-	-
<b>As at 31 March 2022</b>	<b>831.83</b>	<b>422.56</b>	<b>-</b>

### 28. Revenue from contract with customer Disaggregated revenue information

PARTICULARS	For the Year ended 31 March 2023	For the Year ended 31 March 2022
Revenue from contracts with customers		
Sale of products		
Manufactured	-	-
Traded	-	-
Sale of services	3,617.80	6,779.31
Other operating revenues (scrap sales)	-	-
<b>Total</b>	<b>3,617.80</b>	<b>6,779.31</b>
(a) Disaggregated revenue information		
Sale of Services		
(i) Domestic	2,429.21	4,376.82
(ii) Exports	1,188.59	2,402.49
	<b>3,617.80</b>	<b>6,779.31</b>
(b) Timing of revenue recognition		
Services rendered over a period of time	3,617.80	6,779.31
	<b>3,617.80</b>	<b>6,779.31</b>
(c) Reconciliation of amount of revenue recognised with contract price		
Revenue as per contracted price (including concession / subsidy on fertilisers)	3,610.97	5,953.21
Add: Unbilled on account of work under certification	2.28	-
Less: Billing in excess of contract revenue	(4.54)	(826.10)
<b>Revenue from contracts with customers</b>	<b>3,617.80</b>	<b>6,779.31</b>

### 29. Auditor Remuneration

PARTICULARS	For the Year ended 31 March 2023	For the Year ended 31 March 2022
a) Audit fees	0.90	0.90
b) Other charges		
Tax Audit	-	-
Certification fee	0.60	0.60
c) GST Audit	0.50	1.00
<b>TOTAL</b>	<b>2.00</b>	<b>2.50</b>

### 30. Earning per Share

PARTICULARS	For the Year ended 31 March 2023	For the Year ended 31 March 2022
Profit attributable to equity holders	(306.48)	1,194.36
Profit attributable to equity holders for basic EPS		
Number of shares at the beginning of the year	1,53,01,465	1,53,01,465
Add: Equity shares issued	1,78,750	-
Less: Buy back of equity shares	-	-
Total number of equity shares outstanding at the end of the year	1,54,80,215	1,53,01,465
<b>Weighted average number of equity shares outstanding during the year – Basic</b>	<b>1,53,26,441</b>	<b>1,53,01,465</b>
<b>Weighted average number of equity shares outstanding during the year – Diluted</b>	<b>1,53,26,441</b>	<b>1,53,01,465</b>
Earnings per share of par value ` 10/- -Basic ( ` )	<b>(2.00)</b>	<b>7.94</b>
Earnings per share of par value ` 10/- – Diluted ( ` )	<b>(2.00)</b>	<b>7.53</b>

### 31. Income Taxes

The major components of income tax expense for the years ended 31 March 2023 and 31 March 2022 are:

PARTICULARS	For the Year ended 31 March 2023	For the Year ended 31 March 2022
<b>Current income tax:</b>		
Current income tax charge	-	357.85
Mat Credit Utilization/(Entitlement)	-	140.09
Adjustment of tax relating to earlier periods	49.55	-
<b>Deferred Tax:</b>		
Relating to origination and reversal of temporary differences	(111.34)	110.52
<b>Income tax expense reported in the statement of profit and loss</b>	<b>(61.79)</b>	<b>608.46</b>

### OCI section

Deferred tax related to items recognised in OCI during in the year:

Other comprehensive income section

Deferred tax related to items recognised in OCI during in the year:

PARTICULARS	For the Year ended 31 March 2023	For the Year ended 31 March 2022
Re-measurement gains/ (losses) on defined benefit plans	(11.49)	21.03
<b>Deferred tax charged to OCI</b>	<b>2.89</b>	<b>-</b>



**Reconciliation of tax expense and the accounting profit multiplied by India's domestic tax rate for 31 March 2023 and 31 March 2022:**

PARTICULARS	For the Year ended 31 March 2023	For the Year ended 31 March 2022
<b>Accounting profit before income tax</b>	(368.27)	1,802.82
Accounting profit before income tax	(368.27)	1,802.82
At India's statutory income tax rate of 25.17% (31 March 2022: 29.12%)	(92.69)	453.77
Effect of adjustments in respect of current income tax of previous years	49.55	-
Effect of items taxable separately	-	(22.49)
Non-deductible expenses for tax purposes: on account of others	(18.65)	132.19
Total tax expense reported in the statement of profit and loss	(61.79)	608.45
<b>Effective income tax rate</b>	<b>(17.00)%</b>	<b>33.75%</b>

**Deferred tax relates to the following Balance Sheet**

PARTICULARS	For the Year ended 31 March 2023	For the Year ended 31 March 2022
Deferred tax liabilities:		
WDV differences of assets as per books and tax laws	35.01	46.21
Gratuity Provision	-	4.18
	0.80	-
Deferred tax assets:	<b>35.81</b>	<b>50.39</b>
Post-employment benefits gratuity		
Gratuity Paid	(8.04)	-
Provision for bad debts		(0.35)
Right of use assets	-	-
80JJAA	90.17	-
Lease liability	(5.02)	-
Deferred Tax on business loss	(95.77)	-
Remeasurement Loss on defined benefit obligations	(78.44)	-
	(2.89)	-
	<b>(99.99)</b>	<b>(0.35)</b>
<b>Net deferred tax (assets)/liabilities</b>	<b>(64.19)</b>	<b>50.04</b>

**Reflected in the balance sheet as follows:**

PARTICULARS	For the Year ended 31 March 2023	For the Year ended 31 March 2022
Deferred tax assets (continuing operations)	(99.99)	(0.35)
Deferred tax liabilities:	35.81	50.39
Deferred tax liabilities/(assets), net	<b>(64.19)</b>	<b>50.04</b>

**32. Segment information**

An operating segment is a component of the Group that engages in business activities from which it may earn revenues and incur expenses (including revenues and expenses relating to transactions with other components of the Group), whose operating results are regularly reviewed by the Group's chief operating decision maker to make decisions about resources to be allocated to the segment and assess its performance, and for which discrete financial information is available. Operating segments of the Group are reported in a manner consistent with the internal reporting provided to the chief operating decision maker.

The Group has only one operating segment i.e. clinical research services. Hence, the same becomes the reportable segment for the Group. Accordingly, disclosure of segment information as prescribed in the Indian accounting standard 108 "Operating segments" is not applicable.

**33. Employee benefits**

PARTICULARS	For the Year ended 31 March 2023	For the Year ended 31 March 2022
Salaries, wages and bonus	963.99	1334.78
Gratuity	13.72	35.38
Staff welfare expenses	30.52	29.45
Incentive	-	150.10
Share based payments to employees	247.96	262.60
Director's remuneration	225.00	235.28
Leave Encashment	5.39	4.59
<b>Total</b>	<b>1,486.58</b>	<b>2,052.19</b>

**Notes:**

- The Code on Social Security, 2020 ('Code') relating to employee benefits received Presidential assent in September 2020. However, effective date and the final rules/interpretation have not yet been notified/issued. The Company is in the process of assessing the impact of the Code and will recognize the impact, if any, based on its effective date.
- The Company operates defined benefit plan i.e., gratuity for its employees. Under the gratuity plan, every employee who has completed at least five years of service gets a gratuity on departure at 15 days of last drawn salary for each completed year of service. The fund has the form of a trust and it is governed by the Board of Trustees who is responsible for the administration of the plan assets and for the definition of the investment strategy.

During the period the Company has recognized the following amounts in the Statement of profit and loss.

PARTICULARS	For the Year ended 31 March 2023	For the Year ended 31 March 2022
Employers Contribution to Provident fund	35.30	42.99
Employers Contribution to Employee state insurance	6.84	6.76
<b>Total</b>	<b>42.14</b>	<b>49.75</b>

The components of gratuity cost recognized in the statement of profit and loss for the years ended 31 March 2023 and 31 March 2022 consist of the following.

PARTICULARS	For the Year ended 31 March 2023	For the Year ended 31 March 2022
Current service cost	11.66	12.17
Interest on net defined benefit liability/(asset)	2.06	2.19
Expected Return on plan Assets	-	-
Components of defined benefit costs recognized in statement of profit or loss - (A)	<b>13.72</b>	<b>14.36</b>
Actuarial (gain) / loss on plan obligations	11.49	(17.53)
Components of defined benefit costs recognized in other comprehensive income - (B)	<b>11.49</b>	<b>(17.53)</b>
<b>Total (A+B)</b>	<b>25.21</b>	<b>(3.17)</b>

The amount included in the balance sheet arising from the entity's obligation in respect of defined benefit plan is as follows

PARTICULARS	For the Year ended 31 March 2023	For the Year ended 31 March 2022
Present value of defined benefit obligation	31.96	28.47
Less: Fair value of plan assets	-	-
<b>Net liability recognized in the balance sheet</b>	<b>31.96</b>	<b>28.47</b>
Current portion of the above	1.01	1.01
Non-current portion of the above	30.95	27.46

Movement in the present value of the defined benefit obligation is as follows

PARTICULARS	For the Year ended 31 March 2023	For the Year ended 31 March 2022
Defined benefit obligations at the beginning of the year	28.47	32.86
Benefits Paid	(21.71)	(1.21)
Expenses Recognised in statement of Profit & Loss		
Current service cost	11.66	12.17
Interest on defined obligations	2.06	2.19
Expenses Recognised in statement of OCI		
Actuarial loss/(gain) due to change in assumptions	0.52	(2.13)
Actuarial loss/(gain) due to experience changes	10.97	(15.40)
<b>Defined benefit obligations at the end of the year</b>	<b>31.96</b>	<b>28.47</b>

Summary of Actuarial Assumptions

The actuarial assumptions used to determine benefit obligations in accounting for the Gratuity Plan are as follows.

PARTICULARS	For the Year ended 31 March 2023	For the Year ended 31 March 2022
Interest/discount rate	7.23%	7.37%
Rate of increase in compensation	4.00%	4.00%
Employee attrition Rate	3%	3%
Expected Average Remaining Service	17.49	17.00

**34. Related Party Transaction**

Name of the related party	Nature of relationship
Mr. S. S. R. Koteswara Rao, Chairman - Independent Director	
Mr. K Krishna Kishore, Vice chairman & Managing Director	
Ms. M Snigdha, CEO and Wholetime Director	
Mr. K Jeevan Krishna, Executive Director & CFO	Key Management Personnel
Mr. Y Nageswara Rao, Wholetime Director	
Mr. M Srikanth Sasidhar, Chief Financial Officer	
Ms. Swapnil Sharvari Shinde, Company secretary	
Mr. T Ravi Babu, Non-Executive Director	
Mr. K Rama Krishna Prasad, Non – Executive Director	Directors
Mr. G Bhanu Prakash, Independent Director	
Mr. G V Subba Rao, Independent Director	
Mr. B Suryaprakasa Rao, Independent Director	
Jeevana Mitra Finance corporation	
Jeevana Mitra Chitfund Pvt Ltd	Enterprise owned by Key Managerial person
Nayas Laboratories Private Limited	Subsidiary
K Krishna Kishore	
K Vanaja	
K Jeevan Krishna	
Jeevan Mitra Finance Corporation	
Jeevan Mitra Chitfund Pvt Ltd	Promoters
K Gopi Krishna	
T Chalapathi Rao	
T Ravi Babu	
T Sridevi	

PARTICULARS	As at 31 March 2023	As at 31 March 2022
Rent expense		
a) Jeevana Mitra Finance corporation	8.07	22.32
b) K Krishna Kishore	8.03	12.84
c) K Vanaja	8.03	12.84
Remuneration expense		
a) K Krishna Kishore	108.00	108.00
b) M Rajendra Prasad	-	12.30
c) M Snigdha	48.00	48.00
d) K Jeevan Krishna	54.00	51.91
e) Y Nageswara Rao	15.00	11.58
f) Ms. Swapnil Sharvari Shinde	2.70	2.70
g) Srikanth Sasidhar	8.42	18.00
Incentive paid		
a) K Krishna Kishore	-	113.11
b) K Jeevan Krishna	-	27.97
Dividend paid		
a) K Krishna Kishore	22.82	10.01
b) K Vanaja	18.89	7.87
c) K Jeevan Krishna	7.03	3.62
d) Jeevan Mitra Finance Corporation	2.40	1.00
e) Jeevan Mitra Chitfund Pvt Ltd	1.02	0.43
f) K Gopi Krishna	8.64	3.60
g) T Chalapathi Rao	4.69	1.95
h) T Ravi Babu	0.03	0.01
i) T Sridevi	1.45	0.67
Sitting fees paid		
S.S.R Koteswara Rao	2.00	2.15
T. Ravi Babu	1.25	1.40
G. Bhanu Prakash	1.75	2.00
K. Ramakrishna Prasad	1.60	2.15
K. Jeevan Krishna	-	1.25
B. Surya Prakash Rao	2.35	-
G.V. Venkata Subba Rao	1.55	-
Investment in Equity Shares		
Nayas Laboratories Private Limited	200.00	-
Borrowings from related parties		
K. Vanaja	30.00	-

## Outstanding balances as on Balance sheet date

PARTICULARS	As at 31 March 2023	As at 31 March 2022
<b>Rent Paid</b>		
a) Jeevana Mitra Finance corporation	0.36	1.67
b) K Krishna Kishore	0.48	0.96
c) K Vanaja	0.48	0.96
<b>Remuneration Payable</b>		
a) K Krishna Kishore	3.98	-
c) M Snigdha	2.48	2.49
d) K Jeevan Krishna	3.53	3.35
e) Y Nageswara Rao	0.48	0.61
<b>Borrowings from Related Parties</b>		
K Vanaja	30.00	-
<b>Investment in equity shares</b>		
Nayas Laboratories Private Limited	200.00	

## 35. Financial instruments and fair values

All assets and liabilities for which fair value is measured or disclosed in the Ind AS financial statements are categorised within the fair value hierarchy, as below, based on the lowest level input that is significant to the fair value measurement as a whole:

Level 1: Quoted (unadjusted) market prices in active markets for identical assets or liabilities

Level 2: Valuation techniques for which the lowest level input that is significant to the fair value measurement is directly or indirectly observable

Level 3: Valuation techniques for which the lowest level input that is significant to the fair value measurement is unobservable.

Financial instruments by category

The carrying value and fair value of financial instruments as of 31 March 2023 and 2022, respectively were as follows.

PARTICULARS	As At March 31,2023		As At March 31,2022	
	Total carrying value	Total fair value	Total carrying value	Total fair value
<b>Assets</b>				
Cash and cash equivalents including the other bank balances	683.38	683.38	2971.33	2971.33
Trade and other receivables	1,168.19	1,168.19	760.99	760.99
Other financial assets	591.93	591.93	834.90	834.90
<b>Total</b>	<b>2,443.50</b>	<b>2,443.50</b>	<b>4,567.22</b>	<b>4,567.22</b>
<b>Liabilities</b>				
Trade and other payables	265.55	265.55	200.21	200.21
Non-current borrowings	351.35	351.35	422.57	422.57
Current borrowings	292.67	292.67	831.83	831.83
Lease liabilities	365.49	365.49	-	-
Other financial liabilities	177.18	177.18	327.05	327.05
<b>Total</b>	<b>1,452.25</b>	<b>1,452.25</b>	<b>1,781.66</b>	<b>1,781.66</b>

There has been no transfers between levels during the year. The management has assessed that the carrying values of financial assets and financial liabilities for which fair values are disclosed, reasonably approximate their fair values because these instruments have short-term maturities.

## 36. Financial risk management objectives and policies

The Group's principal financial liabilities comprise borrowings, trade and other payables. The main purpose of these financial liabilities is to finance the Group's operations. The Group's principal financial assets include investments, trade and other receivables, cash and cash equivalents, bank balances, security deposits and derivatives that are out of regular business operations.

The Group is exposed to market risk, credit risk and liquidity risk. The Group's senior management oversees the management of these risks. The Group's risk management is carried out by a treasury department under policies approved by the Board of Directors. The Board of Directors provides written principles for overall risk management, as well as policies covering specific areas, such as foreign exchange risk, interest rate risk, credit risk, use of derivative financial instruments and non-derivative financial instruments, and investment of excess liquidity.

## (a) Market risk

Market risk is the risk that the fair value of future cash flows of a financial instrument that will fluctuate because of changes in market prices. Market risk comprises three types of risk i.e. interest rate risk, currency risk and other price risk, such as commodity risk. Financial instruments affected by market risk include borrowings, derivatives financial instruments and trade payables.

## i. Interest rate risk

Interest rate risk is the risk that the fair value or future cash flows of the Group's financial instruments will fluctuate because of changes in market interest rates. The Group's exposure to the risk of changes in market interest rate relates primarily to the Group's borrowings with floating interest rates. The following table demonstrates the sensitivity to a reasonably possible change in interest rates on borrowings affected. With all other variables held constant, the Group's profit before tax is affected through the impact on floating rate borrowings, without considering impact of derivatives not designated as hedges, as follows.

PARTICULARS	Increase/decrease in basis points	Effect on profit before tax
<b>31 March 2023</b>		
INR	50	(3.22)
INR	(50)	3.22
<b>31 March 2022</b>		
INR	50	(6.27)
INR	(50)	6.27

## ii. Foreign currency risk

Foreign currency risk is the risk that the fair value or future cash flows of an exposure will fluctuate because of changes in foreign exchange rates. The Company's exposure to the risk of changes in foreign exchange rates relates primarily to the Company's foreign currency borrowings and trade payables. The summary of derivative instruments and unhedged foreign currency exposure is as below:

Derivatives (not designated as hedges) outstanding as at the reporting date

PARTICULARS	As at 31 March 2023 USD dollars in lakhs	As at 31 March 2022 USD dollars in lakhs
Trade receivables	3.50	2.62

The following tables demonstrate the sensitivity to a reasonably possible change in foreign exchange rates, with all other variables held constant and without considering impact of derivatives not designated as hedges.

PARTICULARS	As At March 31, 2023		As At March 31, 2022	
	5% increase	5% decrease	5% increase	5% decrease
Impact on profit before tax USD				
Average rate	82.14	82.14	75.75	75.75
Impact on profit before tax	14.38	(14.38)	9.92	(9.92)

## (b) Credit risk

Credit risk is the risk of loss that may arise on outstanding financial instruments if a counterparty default on its obligations. The Company's exposure to credit risk arises majorly from trade and other receivables. Other financial assets like security deposits and bank deposits are mostly with government authorities and scheduled banks and hence, the Company does not expect any credit risk with respect to these financial assets.

### Trade and other receivables

The Company's exposure to credit risk is influenced mainly by the individual characteristics of each customer. The demographics of the customer, including the default risk of the industry and country in which the customer operates, also has an influence on credit risk assessment. Credit risk is managed through credit approvals, establishing credit limits and continuously monitoring the creditworthiness of customers to which the Company grants credit terms in the normal course of business.

### Investments

The Company limits its exposure to credit risk by generally investing in liquid securities and only with counterparties that have a good credit rating. The Company does not expect any losses from non-performance by these counter-parties, and does not have any significant concentration of exposures to specific industry sectors or specific country risks.

Details of financial assets – not due, past due and impaired

None of the Company's cash equivalents, including term deposits with banks, were past due or impaired as of 31 March 2023. The Company's credit period for trade and other receivables payable by its customers generally ranges from 30 – 90 days.

The ageing of trade and other receivables is given below:

PARTICULARS	As at 31 March 2023	As at 31 March 2022
Neither past due nor impaired		
Past due but not impaired		
Less than 365 days	1,134.44	706.66
More than 365 days	33.75	54.31
Less : Allowance for credit losses	-	-
<b>Total</b>	<b>1,168.19</b>	<b>760.97</b>

### Reconciliation of impairment of trade receivables and other assets Impairment of Trade receivable

PARTICULARS	As at 31 March 2023	As at 31 March 2022
Balance at the beginning of the year	-	-
Add: Provision made during the year	-	-
Less: Reversal of earlier years provisions	-	-
Less: Bad debts written off from earlier years provisions	-	-
Balance at the end of the year	-	-



**Impairment of other assets**

PARTICULARS	As at 31 March 2023	As at 31 March 2022
Balance at the beginning of the year	-	-
Add: Provision made during the year	-	-
Less: Provision reversed during the year	-	-
<b>Balance at the end of the year</b>	-	-

**(c) Liquidity risk**

The Group's objective is to maintain optimum levels of liquidity to meet its cash and collateral requirements at all times. The Group relies on a mix of borrowings and excess operating cash flows to meet its needs for funds. The current committed lines of credit are sufficient to meet its short to medium/long term expansion needs. The Group monitors rolling forecasts of its liquidity requirements to ensure it has sufficient cash to meet operational needs while maintaining sufficient headroom on its undrawn committed borrowing facilities at all times so that the Group does not breach borrowing limits or covenants (where applicable) on any of its borrowing facilities.

The table below summarises the maturity profile of the Company's financial liabilities on undiscounted basis:

Maturities	Upto 1 year	1-3 Years	3-5 Years	Above 5 Years	Total
<b>31 March 2023</b>					
Non-current borrowings	193.44	146.35	175.00	-	514.79
Lease liabilities	136.79	223.4	5.30	-	365.49
Current borrowings	129.23	-	-	-	129.23
Trade payables	265.55	-	-	-	265.55
Other financial liabilities	177.18	-	-	-	177.18
<b>Total</b>	<b>872.19</b>	<b>580.05</b>	<b>180.30</b>	-	<b>1,452.24</b>
<b>31 March 2022</b>					
Non-current borrowings	307.20	422.57	-	-	729.76
Lease liabilities	-	-	-	-	-
Current borrowings	524.63	-	-	-	524.63
Trade payables	200.21	-	-	-	200.21
Other financial liabilities	327.05	-	-	-	327.05
<b>Total</b>	<b>1,359.09</b>	<b>422.57</b>	-	-	<b>1,781.65</b>

**37. Ratio Analysis**

Ratio	Numerator	Denominator	31 March 2023	31 March 2022	Variance (in %)	Reason
Current ratio	Current Assets	Current Liabilities	2.56	2.44	5.03	
Debt- Equity Ratio	Total Debt	Shareholder's Equity	0.21	0.25	(16.61)	1
Debt Service Coverage ratio	Earnings for debt service	Debt service	0.95	5.92	(83.88)	2
Return on Equity ratio	Net Profits after taxes	Average Shareholder's Equity	(0.06)	0.24	(125.80)	3
Inventory Turnover ratio	Turnover	Average Inventory	2.58	9.80	(73.67)	4
Trade Receivable Turnover Ratio	Revenue	Average Trade Receivable	3.75	5.64	(33.50)	5
Trade Payable Turnover Ratio	Net credit purchases	Average Trade Payables	1.06	1.68	(36.94)	6
Net Capital Turnover Ratio	Revenue	Working capital	2.03	1.96	3.70	
Net Profit ratio	Net Profit	Revenue	(0.08)	0.20	(142.36)	7
Return on Capital Employed	Earnings before interest and taxes	Capital Employed	(0.05)	0.33	(114.62)	8

1. Decrease in Current Borrowings as compared to last year.
2. Decrease in earnings as compared to last year.
3. Loss reported in current financial year when compared to profit in previous financial year.
4. Decrease in inventory in the current year resulted in increase in Inventory Turnover ratio even though turnover decreased when compared to previous financial year.
5. Decrease in turnover in the current year.
6. Decrease in purchases in current year.
7. Loss reported in current financial year when compared to profit in previous financial year.
8. Decrease in earnings before interest and taxes.

**38. Other statutory information**

1. The Group does not have any Benami property, where any proceeding has been initiated or pending against the Group for holding any Benami property.
2. The Group does not have any transactions with struck off companies.
3. The Group does not have any charges or satisfaction which is yet to be registered with ROC beyond the statutory period.
4. The Group has not traded or invested in Crypto currency or Virtual Currency during the financial year.
5. The Group has not advanced or loaned or invested funds to any other person(s) or entity(ies), including foreign entities (Intermediaries) with the understanding that the Intermediary shall

- a) directly or indirectly lend or invest in other persons or entities identified in any manner whatsoever by or on behalf of the Group (Ultimate Beneficiaries) or
- b) provide any guarantee, security or the like to or on behalf of the Ultimate Beneficiaries.
6. The Group has not received any fund from any person(s) or entity(ies), including foreign entities (Funding Party) with the understanding (whether recorded in writing or otherwise) that the Group shall
- a) directly or indirectly lend or invest in other persons or entities identified in any manner whatsoever by or on behalf of the Funding Party (Ultimate Beneficiaries) or
- b) provide any guarantee, security or the like on behalf of the Ultimate Beneficiaries.
7. The Group has not entered in to any transaction which is not recorded in the books of accounts that has been surrendered or disclosed as income during the year in the tax assessments under the Income Tax Act, 1961 (such as, search or survey or any other relevant provisions of the Income Tax Act, 1961).

### 39. Capital management

For the purpose of the Group's capital management, capital includes issued equity capital, convertible preference shares, securities premium and all other equity reserves attributable to the equity holders of the parent. The primary objective of the Group's capital management is to maximise the shareholder value.

The Group manages its capital structure and makes adjustments in light of changes in economic conditions and the requirements of the financial covenants. To maintain or adjust the capital structure, the Group may adjust the dividend payment to shareholders, return capital to shareholders or issue new shares. The Group monitors capital using a gearing ratio, which is net debt divided by total capital plus net debt. The Group includes within net debt, interest bearing loans and borrowings, less cash and cash equivalents, excluding discontinued operations.

PARTICULARS	As at 31 March 2023	As at 31 March 2022
Non-current Borrowings	351.35	422.57
Lease liabilities	365.49	-
Current borrowing	292.67	831.83
Less: cash and cash equivalents	(683.38)	(2,971.33)
<b>Net debt</b>	<b>326.14</b>	<b>(1,716.93)</b>
Equity share capital	1,548.02	1,530.15
Other equity	3,270.94	3,528.16
<b>Total capital</b>	<b>4,818.96</b>	<b>5,058.31</b>
<b>Capital and net debt Gearing Ratio</b>	<b>0.07</b>	<b>(0.33)</b>

### 40. Leases

The Group has lease contracts for buildings. The leases generally have lease terms between 2 to 4 years. The Group's obligations under its leases are secured by the lessor's title to the leased assets. Generally, the Group is restricted from assigning and sub-leasing the leased assets. There lease contracts that include extension and termination options, which are further discussed below.

The Group also has certain leases with lease terms of 12 months or less and leases with low value. The Group applies the 'short-term lease' and 'lease of low-value assets' recognition exemptions for these leases.

Refer Note 3 for details of carrying amounts of right-of-use assets recognised and the movements during the year. Set out below are the carrying amounts of lease liabilities (included under interest-bearing borrowings) and the movements during the year.

PARTICULARS	For the year ended 31 March 2023	For the year ended 31 March 2022
At the beginning of the year	-	-
Additions	471.52	-
Leases terminated	-	-
Accretion of interest	31.88	-
Payments	(137.91)	-
<b>At the end of the year</b>	<b>365.49</b>	-
<b>Current</b>	<b>228.70</b>	-
<b>Non-current</b>	<b>136.79</b>	-

The maturity analysis of lease liabilities is disclosed in Note 38.

The following are the amounts recognised in the statement of profit or loss:

PARTICULARS	For the year ended 31 March 2023	For the year ended 31 March 2022
Depreciation expense of right-of-use assets	118.20	-
Interest expense on lease liabilities	31.88	-
Expense relating to short-term leases	26.30	-
<b>Total amount recognized in the P&amp;L account</b>	<b>176.38</b>	-

The Group had total cash outflows for leases of INR 137.91 Lakhs

The Group has several lease contracts that include extension and termination options. These options are negotiated by management to provide flexibility in managing the leased-asset portfolio and align with the Group's business needs. Management exercises significant judgement in determining whether these extension and termination options are reasonably certain to be exercised. The effective interest rate for lease liabilities is 10%, with maturity between 2024-26.

PARTICULARS	For the year ended 31 March 2023	For the year ended 31 March 2022
Expense relating to leases of low-value assets	-	-
Expense relating to short-term leases	26.30	-
Variable lease payments	-	-
Total Lease Payments not considered as Lease payments under Ind AS 116	<b>26.30</b>	-

#### 41. Acquisition of Nayas Laboratories Private Limited:

On 13 January 2023, the Group acquired 88.89 % of equity shares in Nayas Laboratories Private Limited (Nayas) for consideration amounting to Rs. 2,00,00,000.

Included in the identifiable assets and liabilities acquired at the date of acquisition of Nayas are inputs (Property, plant and equipment), testing processes and an organised workforce. The Group has determined that together the acquired inputs and processes significantly contribute to the ability to create revenue. The Group has concluded that the acquired set is a business.

Acquisition of Nayas will augment the existing contract research business and is also expected to reduce costs through economies of scale.

From the date of acquisition to March 31, 2023, Nayas contributed revenue of INR Nil and loss of INR (6.18) lakhs to the Group's results.

Tabulated below is the fair value of assets acquired, including goodwill and liabilities assumed on the acquisition date.

PARTICULARS	Amount
Consideration paid in cash	200.00
Non-controlling interest	25.00
<b>Total consideration</b>	<b>225.00</b>
Assets acquired	
Right-of-use assets	99.20
Cash and bank balances	198.65
Other assets	26.86
Liabilities assumed	
Lease liabilities	(99.20)
Others	(0.50)
<b>Total net assets</b>	<b>225.00</b>

The Group measured the acquired lease liabilities using the present value of the remaining lease payments at the date of acquisition. The right-of-use assets were measured at an amount equal to the lease liabilities and adjusted to reflect the favourable terms of the lease relative to market terms, if any.

Following the guidance available in paragraph 19 of Ind AS 103, acquisition date components of non-controlling interest was measured at present ownership instruments' proportionate share in the recognised amounts of the acquiree's identifiable net assets.

42. Previous period/year figures have been regrouped/re-classified wherever necessary, to conform to current period's classification in order to comply with the requirements of the amended Schedule III to the Companies Act, 2013.

As per our report of even date attached  
for PAVULURI & Co  
Chartered Accountants  
Firm Regn No:012194S

Sd/-  
CA. N. RAJESH  
Partner  
Membership No: 223169  
UDIN:23223169BGVJSB5071

Place: Hyderabad  
Date: 27 May 2023

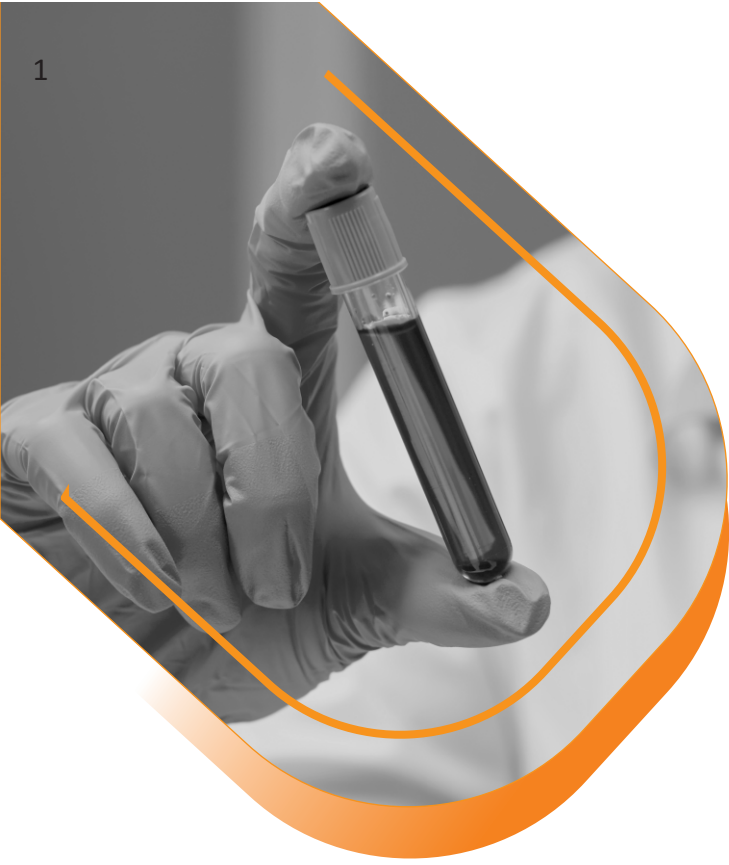
for and on behalf of the Board of Directors  
JEEVAN SCIENTIFIC TECHNOLOGY LIMITED

Sd/-  
M Snigdha  
CEO & Executive Director  
DIN: 08934860

Sd/-  
K Jeevan Krishna  
Executive Director &  
Chief Financial Officer  
DIN: 08207809

Sd/-  
K. Krishna Kishore  
Vice Chairman &  
Managing Director  
DIN: 00876539

Sd/-  
Sharvari Swapnil Shinde  
Company Secretary



# Get In Touch

---

P: +91-40 6736 4700

W: [www.jeevanscientific.com](http://www.jeevanscientific.com)

E: [info@jeevanscientific.com](mailto:info@jeevanscientific.com)



## Corporate Facility



Plot No. 1&2, Sai Krupa Enclave,  
Near Lanco Hills Golconda Post,  
Hyderabad 500 008 Telangana, India.

## Clinical Facility



B-17, TIE Phase II, Balanagar  
Hyderabad 500037  
Telangana, India.